



City of Alexandria
Annual Capital Budget
and Five Year Plan
2007-2008




GOVERNMENT FINANCE OFFICERS ASSOCIATION

*Distinguished
Budget Presentation
Award*

**PRESENTED TO
City of Alexandria,
Louisiana**

**For the Fiscal Year Beginning
May 1, 2006**


President


Executive Director

The Government Finance Officers Association of the United States and Canada (GFOA) presented an Award of Distinguished Presentation to the City of Alexandria for its annual Budget for the fiscal year beginning May 1, 2006.

In order to receive this award, a government unit must publish a budget document that meets the program criteria as a policy document, as an operations guide, as a financial plan, and as a communication device.

The award is valid for a period of one year only. We believe our current budget continues to conform to program requirements, and we are submitting it to the GFOA to determine its eligibility for another award.

This Page Left Blank

***CITY OF ALEXANDRIA
ELECTED OFFICIALS
2007 - 2008***

EXECUTIVE

Jacques M. Roy

Mayor

LEGISLATIVE

Louis Marshall

District One

Everett Hobbs

District Two

Charles Smith, Jr.

District Three

Harry Silver

District Four

Chuck Fowler

District Five

Myron K. Lawson

At Large

Roosevelt Johnson

At Large

JUDICIAL

Richard Starling

City Judge

James Byrd

City Marshal

***CITY OF ALEXANDRIA
EXECUTIVE OFFICERS
2007 - 2008***

Lisa Harris	Director of Community Services
Bernard Wesley	Acting Fire Chief
Kay Michiels	Chief of Staff
Marcus Connella	Acting Director of Utilities
Sheila Metoyer	EEO Coordinator
Pamela Saurage	Director of Personnel
Joe Page	Director of Human Resource
Chuck Johnson	City Attorney
Brenda Ray	Director of CDA
Darren Coutee	Police Chief
David Crutchfield	Director of Finance
Cecil Raggio	Director of Planning
Merriell Lawson	Acting Director of Public Works

TABLE OF CONTENTS

	<u>PAGE</u>
Table of Contents	5
Glossary	16
<u>A. BUDGET SUMMARIES</u>	
Combined Summary/Sources of Funding	A.1
<u>B. GENERAL CAPITAL PROJECTS</u>	
Summary of General Capital Projects	B.1
General Capital Projects-Five Year Plan	B.2
<u>C. PUBLIC ENTERPRISE</u>	
Source of Funding	C.2
Reserve for Relocation Projects	C.4
ADA Building Improvements	C.5
Transportation Coordinator	C.6
Downtown Theater	C.7
AUMP - Third Street Project	C.8
City Hall Plaza Stealing	C.9
Bolton Avenue Comm Center Imp	C.10
River Oaks Porch Replacement	C.11
Wash Station Canopy	C.12
Exterior Signage - Riverfront	C.13
Parking Garage Security	C.14
Industrial Stove - Riverfront	C.15
Service Apron - Riverfront	C.16
IGA - Rapides Parish Flood Zone Mapping	C.17
Asbestos Abatement-City Hall	C.18
Customer Service Center	C.19
Animal Shelter Unloading Addition	C.20
Metal Building - Tire Area	C.21
Security System - Riverfront	C.22
Carpet Replacement - Riverfront	C.23
Technology/Audio Visual Upgrade-Riverfront	C.24
Red River Development Study	C.25
Convention Hall Improvements	C.26
Commemorative Clock	C.27
AUMP Lower Third Street	C.28
Building Improvements	C.29
Roof Replacement	C.30

TABLE OF CONTENTS

<u>C. PUBLIC ENTERPRISE CONTINUE</u>	<u>PAGE</u>
Emergency Operations Center Preparedness	C.31
Carpentry Paint Shop Addition	C.32
River Oaks Art Center Improvements	C.33
Large Truck Wash Tunnel Renovation	C.34
Harold Miles Park Improvements	C.35
HVACC Control System Upgrade - Riverfront	C.36
Install Air Walls - Riverfront	C.37
Digital Recorder for Security System - Riverfront	C.38
Interior Information Screens - Riverfront	C.39
Keyless Lock System - Riverfront	C.40
Completion of Restrooms - Riverfront	C.41
Redevelopment of Levee Area - Riverfront	C.42
Add Elevator - Riverfront	C.43
<u>C. DRAINAGE</u>	
Source of Funding	D.3
Martin Park Flood Control	D.6
Bayou Roberts at Landmark	D.7
16th Street Flood Control Out Fall Structure	D.8
Windermere Drainage Improvements	D.9
Bayou Hynson Drainage	D.10
McDonald Street Drainage Improvements	D.11
Master Drainage Map Update	D.12
North Third Street Pump Station	D.13
Southern Heights Subdivision Drainage/Street Imp	D.14
Wooddale Housing Drainage Improvement	D.15
Empire/Baldwin to Horseshoe	D.16
Right of Ways & Servitude	D.17
Catch Basin Upgrade	D.18
North Drive at Culpepper Drainage	D.19
Culpepper Drainage - Llewellyn to Sterkx Rd	D.20
England Drive Drainage Improvements	D.21
McAdams Ditch/MacArthur Dr Vertical Channel	D.22
Tannie Olcutt Subdivision Drg Imp	D.23
Coldstream Ave - Memorial to Salem	D.24
Eola Drive - Vertical Channel to Earl Drive	D.25
Texas Avenue - Phillips to Asber Street	D.26
Acadian Park Drainage	D.27
Cloverdale Drainage	D.28

TABLE OF CONTENTS

<u>D. DRAINAGE CONTINUED</u>	<u>PAGE</u>
Residential Drainage Ditch Closure	D.29
West Sandy Bayou/Chatlin Lake Canal to Daspit	D.30
Bayou Phillips Pump Station	D.31
Hudson Blvd/Mobile St to Natchez St	D.32
Good Earth/Vine St to Terra Ave	D.33
Good Earth/Harvest to Vine Street	D.34
Drg Imp near Applebee's	D.35
Elizabeth Street Drg Imp	D.36
Prescott Road-Shirley Park Place	D.37
Pump Staion Rapairs	D.38
Giamanco Street Drainage Improvements	D.39
Good Earth Ditch Closure	D.40
Corn and Oak Street Drainage Improvement	D.41
Lancelot Drainage Improvement	D.42
Chatlin Lake-Willow Glen Hudson	D.43
Bayou Crossing @ Bayou Robert	D.44
Shenandoah Vertical Channel	D.45
Chatlin Lake Hydraulic Study	D.46
St. Andrew's Links Fence	D.47
Ellis and Paul Street Drainage Improvements	D.48
Clearing & Grubbing Existing Major Drains	D.49
<u>E. STREETS</u>	
Source of Funding	D.2
Streets, Drainage, Sidewalk Repairs	D.4
Extension of Versailles Blvd, Phase 1	D.5
Heyman Lane/Coliseum to Castle	D.6
Sugarhouse Road - Phase 1	D.7
Extension of Versailles Blvd-Phase 2	D.8
Jackson St at Horseshoe	D.9
Broadway Avenue Bridge Replacement	D.10
Heyman Lane/Castle Road to Jackson Street	D.11
Masonic at Horseshoe Drive	D.12
Recon Horseshoe from Jackson to Masonic	D.13
Lincoln/Hudson to Sugarhouse	D.14
North Mall-Sterkx to Lee Street	D.15
Street Improvement & Repair	D.16
Concrete Panel Repair Augusta St/7th to 6th	D.17
Cost Share/Pineride Trailway	D.18

TABLE OF CONTENTS

<u>E. STREETS CONTINUED</u>	<u>PAGE</u>
Jones Street Overlay	D.19
Aerial Photography	D.20
Enterprise Rd. Sidwalk Imp-Hwy. 1 to Paris	D.21
Tulane/Lincoln to Eddie Williams	D.22
Extension of Cloverleaf Boulevard	D.23
North Mall - North to Sterkx	D.24
Jackson @ MacArthur Drive Intersection	D.25
Land Acquisitions	D.26
Brown's Bend Road Reconstruction	D.27
6th & 7th Street/Cotton to Monroe	D.28
<u>F. POLICE</u>	
Source of Funding	F.2
Surveillance Cameras	F.4
Public Safety Generator	F.5
Motorola Mobile Radio Replacement	F.6
<u>G. PUBLIC SAFETY - FIRE</u>	
Source of Funding	G.2
Fire Station Relocation	G.4
Replace Pumper Trucks	G.5
Mechanic Garage	G.6
Renovation at Station #4	G.7
<u>H. PARKS & RECREATION</u>	
Source of Funding	H.2
Park Acquisitions & Improvements	H.4
Bayou Rapides Park & Walking Trail	H.5
Johnny Downs Park	H.6
Harmon Park Imp Golf Course Imp	H.7
Golf Course Improvements	H.8
Recreational Park Improvements	H.9
<u>I. ZOOLOGICAL PARK</u>	
Source of Funding	I.2
Zoo Renovations	I.4
Quarantine Room	I.5
Renovation of Maintenance Building	I.7
Zoo Operations Maintenance Center	I.8

TABLE OF CONTENTS

<u>I. ZOOLOGICAL PARK CONTINUED</u>	<u>PAGE</u>
Storage Facility - Hibernia Pavilion	I.10
Natural Habitat & Area 1 Renovation	I.11
Signage & Graphics	I.12
South American Barn Replacement	I.13
Zoo Kitchen & Employee Complex	I.15
Zoo Entry Pavilion Complex - Phase 2	I.17
Zoo Education Center	I.19
Small Mammal Exhibit - LA Habitat	I.21
Asian Project - Area 4	I.22
Expansion of Zoo Parking	I.23
80th Anniversary Water Plaza	I.24
<u>J. COMMUNITY DEVELOPMENT</u>	
Source of Funding	J.2
Tulane Avenue Street & Drainage Improvement	J.4
Napoleon Street & Drainage	J.5
McDonald Street & Drainage	J.6
McDonald Street & Drainage	J.7
<u>K. ENTERPRISE CAPITAL PROJECTS</u>	
Combined Enterprise Capital Projects	K.1
<u>L. ELECTRIC</u>	
Source of Funding	L.2
Circuit Reconductoring	L.4
Gas Turbine and Recovery Boiler	L.5
Capacitor Bank Voltage Controllers	L.6
Continuous Emissions Monitoring	L.7
Additional 138 KV Tie from Twin Bridges	L.8
Replace Distribution Breakers at Power Plant	L.9
Instrumentation Upgrade Units 3 & 4	L.10
Upgrade SCADA System	L.11
138 KV Pole Change Out	L.12
#3 Cooling Tower	L.13
Warehouse/Office Improvements	L.14
Substation Oil Containment	L.15
Paint 138 KV Switchgear	L.16
Upgrade DG Hunter Substation	L.17
New Substation	L.18

TABLE OF CONTENTS

<u>L. ELECTRIC CONTINUED</u>	<u>PAGE</u>
Electric Utility Relocations	L.19
Substation Storage Building	L.20
Arterial Street Lighting Addition	L.21
Substation Maintenance	L.22
Distribution Feeder Maintenance	L.23
#4 Cooling Tower	L.24
Vacuum Pump	L.25
4E Feed Water Heater	L.26
Reconductor Feeder Cables @ DG Hunter	L.27
Upgrade Transformers at Prescott Substation	L.28
<u>M. WATER</u>	
Source of Funding	M.2
Water Well Improvement	M.4
Relocation of Water Heyman Lane, Phase I	M.5
Replacement of Water Lines	M.6
South Circle Relocation	M.7
Red River Water Plant	M.8
Generators	M.9
12" Line - Hwy 71 South	M.10
Flow Meters @ Pump Stations	M.11
Replace 36" Valve @ Adams Station	M.12
Leak Detection	M.13
24" By Pass to Ground Storage	M.14
Pump Station - Monroe Street	M.15
Paint Ground Storage Tank @ Kisatchie	M.16
Security Cameras - Water	M.17
Paint Elevated Tank - Rosalino Street	M.18
Replace Pump Station - City Park	M.19
Slipline 16" Water Main McNutt	M.20
Water Wells @ Hamilton Street	M.21
Water Wells @ Adams Station	M.22
Replace Well #926	M.23
Water Well at Betty Street	M.24
Replace Well #911	M.25
By Pass Water Line 165 to Ground Storage	M.26

TABLE OF CONTENTS

<u>N. GAS</u>	<u>PAGE</u>
Source of Funding	N.2
Sugarhouse Road - Phase 1	N.4
Gas Improvements - Union Tank Car	N.5
Gas Improvements - St. Andrews Links	N.6
Gas Replacement - Martin Park	N.7
Gas Replacement - Stimson/Rapides	N.8
Gas Replacement - Stimson/Parkway	N.9
Gas Replacement - Enterprise	N.10
Relocate South Circle	N.11
Ext. of Versailles Blvd, Phase 1	N.12
<u>O. WASTEWATER</u>	
Source of Funding	O.2
Sewer Line Rehab	O.4
West Alex Wastewater Treat Facility	O.5
Lift Station Upgrades	O.6
Hwy. 28 West Pumping Station & Gravity Sewer	O.7
Wastewater - Union Tank Car	O.8
Developer - Westpointe XII Subdivision	O.9
Reconstruct Baffle Walls	O.10
Ramada Inn Force Main Replacement	O.11
Odor Emissions Reduction	O.12
Main Dist Panel Replacement @ Treatment Plant	O.13
SCADA System Upgrade	O.14
St. Mary's Bar Screen Project	O.15
Highway 1 North Sewer Extension	O.16
Stand By Power-Headwork/Admin	O.17
Wastewater Improvement-Versailles Ext	O.18
Shirley Park Lift Station	O.19
Robin Road Sewer Improvements	O.20
Perimeter Fence Replacement @ Plant	O.21
England Air Park Lift Station	O.22
Azalea Lane Sewer Extension	O.23
Atwood Station Odor Control	O.24
Lift Station Stand by Power	O.25
Control Panel Upgrades	O.26
Samtown Lift Station	O.27
Alternative Disinfectant @ Plant	O.28
Refurbish Clarifiers @ Plant	O.29

TABLE OF CONTENTS

<u>O. WASTEWATER CONTINUED</u>	<u>PAGE</u>
Replace 5th Street Sewer Main	O.30
Collection/Treatment Painting	O.31
18" Gravity Line - Masonic	O.32
<u>P. OTHER</u>	
Source of Funding	P.2
Customer Service Center	P.4
Cash Receipts/Decentralized Time Keeping	P.5
Information Technology Upgrades	P.6
Telephone Network Upgrade	P.7
GIS System/GPS Equipment	P.8
<u>Q. MUNICIPAL TRANSIT</u>	
Source of Funding	Q.2
Capital Betterments	Q.4
Elderly/Handicapped Vans	Q.5
Replace Support Vehicles	Q.6
Misc Shop Equipment	Q.7
Buses	Q.8
Office Furniture	Q.9
Replace Signage	Q.10
Landscaping	Q.11
New Terminal	Q.12
<u>R. FIVE YEAR PLAN</u>	



April 28, 2007

Honorable Mayor and
Members of the Alexandria City Council

I am pleased to present the City of Alexandria's Annual Capital Budget and Five Year Plan for the fiscal year 2007/2008 through 2011/2012. Each capital project includes source(s) of funding; prior, current and future expenditures; and scheduling and expenditure breakdowns. The plan, as presented, balances each year's revenue sources with a current or future project's funding requirements.

The City's Charter requires the Mayor to submit to the Alexandria City Council a Capital Improvements Program covering a period of at least five years. The plan is required to be submitted at the same time the annual operation budget for the ensuing fiscal year is submitted. An appropriation approved by the council continues in force until the purpose for which it was created has been accomplished or abandoned. The Charter states that any appropriation shall be deemed abandoned if three years pass without any disbursement from or encumbrance of the appropriation.

A Five Year Capital Improvements Program requires long term planning. It also requires a constant monitoring of current trends in order to make any necessary adjustments to current and future projects proposed in the plan. Technological changes and advancements, community needs and changes in revenue sources are often the reason the City will adjust or reassess the Capital Improvements Program. The Administration and the Council have worked closely to improve the long range planning of the future of Alexandria by focusing on the community's needs and goals. They have worked diligently to establish priorities that will meet the changing needs of our community. This budget document has been designed to aid in the planning process, to provide the citizens with a better understanding of the scope and need for various projects, and to provide direction for the City of Alexandria.

Overview

The 2007-2008 Capital Improvements Program consists of 69 projects totaling \$20 million. The Administration and Council are continuing their ongoing commitment to improving the City's infrastructure and quality of life for the citizens of Alexandria.

Jacques M. Roy
Mayor



David Crutchfield
Director of Finance
P.O. Box 71 · Alexandria, LA 71309-0071
Tel (318) 449-5094 · Fax (318) 449-5231
e-mail: david.crutchfield@cityofalex.com

General Capital Projects

The following is a breakdown of the General Capital Projects by Category:

Category	No. of Projects	Total
Public Enterprise	15	\$2,880,335
Drainage	6	758,000
Streets	6	6,454,000
Police	2	237,200
Fire	1	250,000
Parks/Recreation	1	75,000
Zoological Parks	4	934,991
CDBG	0	-0-
Total	<u>35</u>	<u>\$11,589,526</u>

The General Capital Projects are funded by Sales Tax Revenues, Community Development Block Grant Funds, General Obligation Bond Proceeds, Urban System Funds, State and Federal Funds and Property Tax Revenues. A five year 11.25 mileage property tax dedicated to specific street and drainage projects has been approved by the voters in 1988, 1993, 1998, and 2003. This property tax is again up for renewal in 2008. One-half of the 1976 City Sales and Use tax is dedicated to payment of principal and interest on the sales tax bonds and capital improvements.

Projects involving economic development, construction of new facilities, renovation of existing public facilities and feasibility or master plan studies are budgeted under the Public Enterprise category. The City currently has budgeted 25 projects with a total appropriation of roughly \$3 million. The 2007/2008 budget will create eleven new projects and provide additional funding for four others.

The City substantially completed a major project in the 2006-2007 Fiscal Year with the opening of its new Customer Service Center. This involved the acquisition and renovation of a former bank building in downtown Alexandria. It now houses the City's major customer contact operations such as Utility billing and collection, Property Taxes, Engineering, Building Inspection, Urban Forestry, Planning, and Engineering. It replaces an older and smaller structure with a spacious and well equipped facility that is believed will serve the customers for years to come.

The Reserve for Relocation Projects, which operate as "holding" account for the other projects. Expenditures from these accounts require Council action. The Reserve for Relocation Projects is used to "hold" Utility Funds transferred to the General Capital Projects fund for use with street or drainage projects. The reconstruction of streets or drainage systems often requires the movement or relocation of utility systems. A minimum appropriation of \$100,000 per year is made by the Utility Funds to the General Capital Projects Fund. Budget Amendments will be used to transfer the Utility Fund into special account numbers within a related project. If Utility Funds remain in a completed project, these funds are transferred back to the Reserve for Relocation Projects "holding" account.

The City's Administration and the City Council reassessed the entire capital improvements budget in Fiscal 2006-2007. The new concept is called Fast Track. It was observed that more projects were being placed in the budget than could be practically funded, given the City's limited resources. This was particularly true in the Drainage and Streets sections of the budget. Priorities were set and the total number of projects not yet underway was limited to 40. This greatly reduced the number of projects listed and allows the City to sharpen it's focus and commit it's financial and other resources to attainable results that will have greater impact to the citizenry, along with great economic impact. Some of the major projects include the extension of Versailles Boulevard, reconstruction of Sugarhouse Road, and 6th and 7th Street connection from Cotton Street to Monroe Street. These will greatly improve transportation in 3 different areas of the City, and should stimulate economic development. As projects are completed, they will be replaced with new ones as funds become available.

Enterprise Capital Projects


The following is a breakdown of the Enterprise Capital Projects by Category:

Category	No. of Projects	Total
Electric	14	\$1,847,000
Water	10	1,192,000
Gas	0	-0-
Wastewater	8	5,035,188
Other	2	625,000
Municipal Transit	<u>0</u>	<u>-0-</u>
Total	<u>34</u>	<u>\$8,699,188</u>

The Enterprise Capital Projects are funded by revenues generated by the City's Utility System, a Utility Revenue Bond issue, and matching FTA grants.

At present, the City is engaging consultants to assess the needs of it's Utilities System infrastructure. This will assure the ability of the 4 components; electricity, gas, water and wastewater, to provide reliable service to the customer at the existing level of service as well as provide for any anticipated growth in all areas. This assessment will materially impact future capital budgets in the Enterprise Capital Projects.

Sincerely,



David Crutchfield
 Director of Finance
 City of Alexandria

**City of Alexandria
Five Year Capital Improvement Program
Glossary of Terms**

Revenue Terms:

Community Development Block Grant (CDBG) - Revenue received from the Community Development Block Grant source via the City's Community Development department.

Federal Grants - Revenue received from the U.S. Government, or as a Federal pass-through grant from the State of Louisiana.

Property Taxes - Revenue from the 11.25 millage 1993 Streets and Drainage Tax.

Sales Tax (STX) - Revenue from the City's Capital Outlay Fund supported by the 1/2 cent sales tax.

Sales Tax Bonds (STXB) - Revenue from sales tax bonds.

Special Assessments (ASMT) - Revenue received from the legal process of assessing benefitted property owners or physical improvements such as sewer lines or street improvements such as sewer lines or street improvements.

State Grants - Funds received from the State of Louisiana, excluding pass-through grants.

Utility Revenue Bonds (RB) - Revenue from the sale of Utility Bonds.

Expenditure Terms:

Construction - Contracted cost associated with the actual implementation or construction of an improvement. This should include material costs associated with projects utilizing city crews for implementation.

Demolition Cost - Contract cost associated with demolition or site preparation.

Engineering/Architectural Design - Any cost related to the design phase of the project either by the city or private firm.

Inspection Fees - Costs of providing for project inspection usually performed by the design engineer.

Land Acquisition - Any cost associated with the acquisition of property to implement the project. It includes, but is not limited to, condemnations, right-of-ways, legal costs, etc.

Landscaping - Costs associated with miscellaneous grading and landscaping activities incidental to the construction activity. Landscaping for parks should be shown in the construction classification.

Major Equipment - Costs associated with movable or immovable equipment, generally costing over \$5,000 and having a useful life of five years.

**City of Alexandria
Five Year Capital Improvement Program
Glossary of Terms**

continued

Miscellaneous Definitions:

Activity - A service performed by a department or division.

Appropriations - Authorization granted by the City Council to make expenditures for a given period and the proposed means of financing them.

Assessments - An amount levied on personal property on a cost sharing basis for improvements made by the city for the benefit of a small group of property owners (e.g. Special Assessments for the reconstruction of a sewer line in a lightly populated area).

Budget Carryover - The total of the current budget, April 30, minus prior year(s) expenditures.

Capital Budget - The City's five year financial plan that contains both the estimated revenues to be received and the proposed Capital expenditures to be incurred to achieve a stated objective.

Department - A section of a Division.

Division - A functional unit of the City containing one or more departments or activities.

Fund - A fiscal and accounting entity with a self-balancing set of accounts recording cash and other financial resources, together with all related liabilities and residual equities or balances, and changes therein, which are segregated for the purpose of carrying on specific activities or attaining certain objectives in accordance with special regulations, restrictions, or limitations.

Fund Balance - Resources remaining from prior years which are available to be budgeted in the current year.

Fund Source - The source of Revenue used to pay for a particular project.

Ordinance - A formal legislative enactment by the governing body of a municipality.

Project - A large or major undertaking designed to achieve an objective.

Project Category - The functional improvement category under which a project is assigned, (e.g., Public Enterprise, Economic Development, Streets, etc.).

Urban Systems - Federal funded street projects that match local funds for the reconstruction of major streets.

This Page Left Blank

A. BUDGET SUMMARIES

**COMBINED CAPITAL PROJECTS
SOURCES OF FUNDING SUMMARY**

DESCRIPTION	07-08	08-09	09-10	10-11	11-12	TOTAL FIVE YEAR
	GENERAL CAPITAL PROJECTS					
REVENUES:						
Sales Taxes	5,279,105	5,174,855	5,172,622	5,163,890	5,163,890	25,954,362
Property Taxes	3,027,000	0	0	0	0	3,027,000
Investment Income	0	0	0	0	0	0
Transfer from Prior Projects	0	0	0	0	0	0
Interfund Tfr - Utility Fund	100,000	254,000	110,000	100,000	145,000	709,000
Interfund Tfr - General Fund	0	0	0	0	0	0
Intergovernmental	(1,332,000)	9,050,000	6,000,000	0	0	13,718,000
Private Contributions	0	0	0	0	0	0
Other	0	7,769,000	3,000,000	2,000,000	0	12,769,000
Fund Balance	4,778,000	1,385,579	2,523,834	1,307,456	506,346	10,501,215
TOTAL AVAILABLE FUNDS	11,852,105	23,633,434	16,806,456	8,571,346	5,815,236	66,678,577
EXPENDITURES:						
Transfers-General Fund	310,000	310,000	310,000	310,000	310,000	1,550,000
General Capital Projects	10,156,526	20,799,600	15,189,000	7,755,000	2,268,000	56,168,126
CDBG Capital Projects	0	0	0	0	0	0
TOTAL EXPENDITURES	10,466,526	21,109,600	15,499,000	8,065,000	2,578,000	57,718,126
BALANCE AVAILABLE FOR APP	1,385,579	2,523,834	1,307,456	506,346	3,237,236	8,960,451
ENTERPRISE CAPITAL PROJECTS						
REVENUES:						
Sales Taxes	0	0	0	0	0	0
Utility Fund	5,000,000	5,000,000	5,000,000	5,000,000	3,000,000	23,000,000
Transfer From Prior Projects	3,699,188	0	0	0	0	3,699,188
Investment Income	0	0	0	0	0	0
Interfund Tfr - General Fund	0	0	0	0	0	0
Intergovernmental	0	0	0	0	0	0
Debt Proceeds	0	0	0	0	0	0
Other	0	0	0	0	0	0
Retained Earnings	0	0	90,600	23,200	286,350	400,150
TOTAL AVAILABLE FUNDS	8,699,188	5,000,000	5,090,600	5,023,200	3,286,350	27,099,338
EXPENDITURES:						
Utility Capital Projects	8,699,188	4,909,400	5,067,400	4,736,850	2,600,000	26,012,838
Transfers Out	0	0	0	0	0	0
Municipal Transit Projects	0	0	0	0	0	0
TOTAL EXPENDITURES	8,699,188	4,909,400	5,067,400	4,736,850	2,600,000	26,012,838
BALANCE AVAILABLE FOR APP	0	90,600	23,200	286,350	686,350	1,086,500

**COMBINED CAPITAL PROJECTS
SOURCES OF FUNDING SUMMARY**

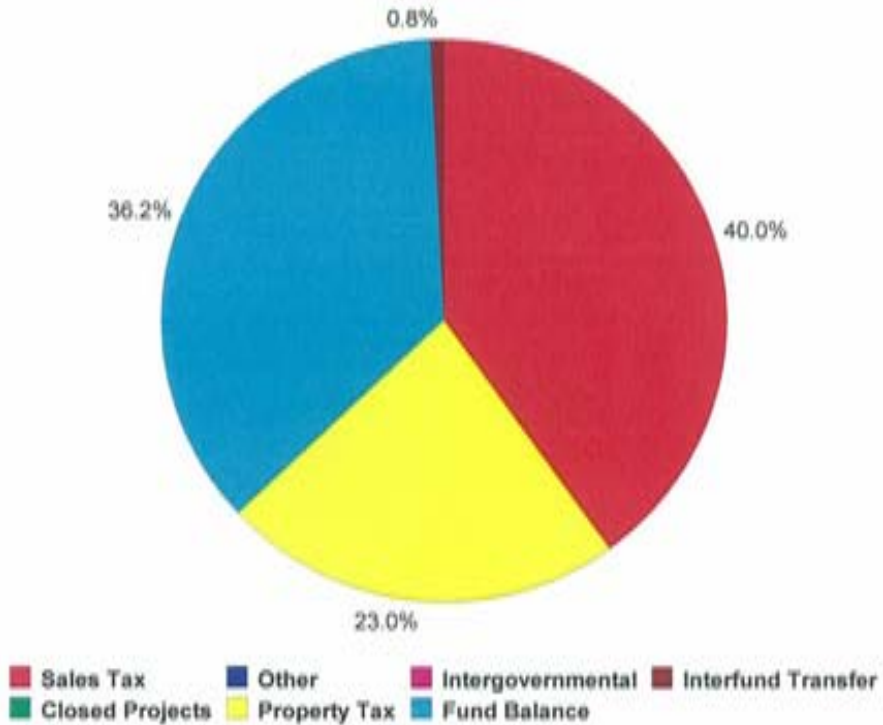
PROJECT IDENTIFICATION	SALES TAXES	SALES TX BONDS 04	AD VAL TAX - 88	AD VAL TAX- 03	FEDERAL FUNDS	STATE FUNDS	UTILITY FUND	UTIL REV BONDS 04	OTHER	TOTALS
SUMMARY										
SOURCES OF FUNDING										
Current Year Transfers	6,250,000			3,027,000			5,000,000			14,277,000
(Less Debt Service)	(970,895)									(970,895)
Interest Income	0						0			0
Transfers From Prior Projects								3,699,188		3,699,188
Interfund Transfer Utility Fund							100,000			100,000
Interfund Transfer General Fund										0
Intergovernmental					(1,332,000)	0				(1,332,000)
Private Contributions										0
Debt Proceeds										0
Other									0	0
Fund Balance	3,500,000	250,000	0	1,028,000	0	0	0		0	4,778,000
TOTAL	8,779,105	250,000	0	4,055,000	(1,332,000)	0	5,100,000	3,699,188	0	20,551,293
EXPENDITURES										
Transfer to General Fund	310,000	0	0	0	0	0	0		0	310,000
General Capital Projects	7,083,526	250,000	0	4,055,000	(1,332,000)	0	100,000		0	10,156,526
CDBG	0	0	0	0	0	0	0		0	0
Enterprise CIP - Utility Fund	0	0	0	0	0	0	5,000,000	3,699,188	0	8,699,188
Enterprise CIP - Transit System	0	0	0	0	0	0	0	0	0	0
Enterprise CIP - Sanitation Fur	0	0	0	0	0	0	0	0	0	0
TOTAL	7,393,526	250,000	0	4,055,000	(1,332,000)	0	5,100,000	3,699,188	0	19,165,714
UNAPPRPTD BALANCE	1,385,579	0	0	0	0	0	0	0	0	1,385,579

B. GENERAL CAPITAL PROJECTS

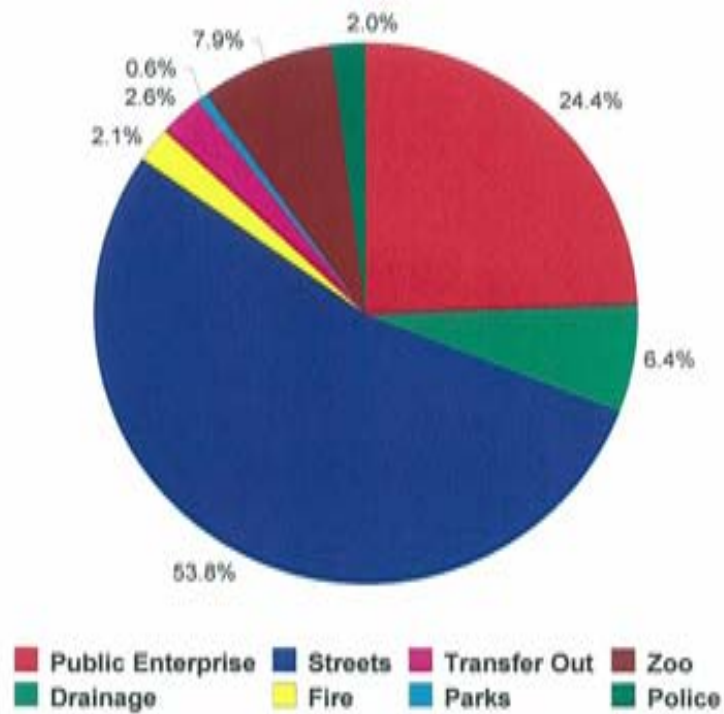
GENERAL CAPITAL PROJECTS

2007/2008 REVENUES AND EXPENSES

Revenues



Expenditures



2007-2008

**COMBINED GENERAL CAPITAL PROJECTS
SOURCES OF FUNDING SUMMARY**

PROJECT IDENTIFICATION	SALES TAXES	SALES TX BONDS 04	AD VAL TAX - 88	AD VAL TAX - 03	FEDERAL FUNDS	STATE FUNDS	UTILITY FUND	UTIL REV BONDS 04	OTHER	TOTALS
SUMMARY										
SOURCES OF FUNDING										
Current Year Transfers	6,250,000			3,027,000			0			9,277,000
(Less Debt Service)	(970,895)			0						(970,895)
Interest Income	0			0						0
Transfers From Prior Projects										0
Interfund Transfer Utility Fund	0						100,000			100,000
Interfund Transfer General Fun	0						0			0
Intergovernmental					(1,332,000)	0				(1,332,000)
Private Contributions										0
Debt Proceeds										0
Other				0						0
Fund Balance	3,500,000	250,000	0	1,028,000	0	0	0		0	4,778,000
TOTAL	8,779,105	250,000	0	4,055,000	(1,332,000)	0	100,000	0	0	11,852,105
EXPENDITURES										
Transfer to General Fund	310,000	0	0	0	0	0	0		0	310,000
General Capital Projects	7,083,526	250,000	0	4,055,000	(1,332,000)	0	100,000		0	10,156,526
CDBG	0	0	0	0	0	0	0		0	0
TOTAL	7,393,526	250,000	0	4,055,000	(1,332,000)	0	100,000	0	0	10,466,526
UNAPPRPTD BALANCE	1,385,579	0	0	0	0	0	0	0	0	1,385,579

C. PUBLIC ENTERPRISE

TABLE OF CONTENTS

		<u>PUBLIC ENTERPRISE</u>	<u>PAGE</u>
059401	Reserve for Relocation Projects	4
059501	ADA Building Improvements	5
219001	Transportation Coordinator	6
050101	Downtown Theater	7
050105	AUMP - Third Street Project	8
050301	City Hall Plaza Sealing	9
050302	Bolton Ave Comm Center Imp	10
050303	River Oaks Porch Replacement	11
050305	Wash Station Canopy	12
050306	Exterior Signage - Riverfront	13
050401	Parking Garage Security	14
050402	Industrial Stove - Riverfront	15
050403	Service Apron - Riverfront	16
050404	IGA-Rapides Parish Flood Zone Mapping	17
050501	Asbestos Abatement-City Hall	18
869901	Customer Service Center	19
050701	Animal Shelter Unloading Addition	20
050702	Metal Building-Tire Area	21
050704	Security System-Riverfront	22
050705	Carpet Replacement-Riverfront	23
050706	Technology Upgrade-Riverfront	24
050707	Red River Development Study	25
050708	Convention Hall Improvements	26
050709	Commemorative Clock	27
050710	AUMP Lower Third	28
050801	Building Improvements	29
050802	Roof Replacement	30
050803	Emergency Operations Center	31
050804	Carpentry Paint Shop Addition	32
050805	River Oaks Arts Center Improvements	33
050806	Large Truck Wash Renovation	34
050807	Harold Miles Park Improvements	35
050808	HVAC Control System-Riverfront	36
050809	Install Air Walls-Riverfront	37
050810	Digital Recorder for Security System	38
050811	Interior Information Screens-Riverfront	39
*	Keyless Lock System-Riverfront	40
*	Completion of Restrooms - Riverfront	41
*	Genealogical Library Modifications	42
*	Redevelopment of Levee Area-Riverfront	43
*	Add Elevator-Riverfront	44

**COMBINED CAPITAL PROJECTS
SOURCES OF FUNDING SUMMARY**

PUBLIC ENTERPRISE

PROJECT IDENTIFICATION	SALES TAXES	SALES TAX BONDS 04	AD VAL TAX - 88	AD VAL TAX- 03	FEDERAL FUNDS	STATE FUNDS	UTILITY FUND	UTIL REV BONDS 04	OTHER	TOTALS
Reserve for Relocation Proj							100,000			100,000
Transportation Coordinator	20,000									20,000
Animal Shelter Improvements	298,135									298,135
Convention Hall Improvement	374,000									374,000
Building Improvements	510,000									510,000
Roof Replacement	550,000									550,000
Emergency Operations Center	220,000									220,000
Carpentry Paint Shop Addition	110,000									110,000
River Oaks Arts Center Improv	55,200									55,200
Large Truck Wash Renovation	132,000									132,000
Harold Miles Park Improvement	275,000									275,000
HVAC Control System-Riverfr	24,000									24,000
Install Air Walls-Riverfront	177,000									177,000
Digital Recorder for Security 5	11,000									11,000
Interior Information Screens-R	24,000									24,000
Total Public Enterprise	2,780,335	0	0	0	0	0	100,000	0	0	2,880,335

**GENERAL CAPITAL PROJECTS
FIVE YEAR CAPITAL PLAN**

PUBLIC ENTERPRISE

PROJ #	PROJECT IDENTIFICATION	BUDGET C/O	FISCAL YEAR					TOTAL 5 YEAR	BEYOND 2012	TOTAL COST
			07-08	08-09	09-10	10-11	11-12			
059401	Reserve for Relocation Projects	12,840	100,000	100,000	100,000	100,000	100,000	500,000		512,840
059501	ADA Building Improvements	3,188						0		3,188
219001	Transportation Coordinator	15,636	20,000	20,000	20,000	20,000	20,000	100,000		115,636
050101	Downtown Theater	96,404						0		96,404
050105	AUMP-3rd Street Project	97,771						0		97,771
050301	City Hall Plaza Sealing	358,290						0		358,290
050302	Bolton Ave Comm Center Imp	233,735						0		233,735
050303	River Oaks Improvements @	10,817						0		10,817
050305	Wash Station Canopy @	48,744						0		48,744
050306	Exterior Signage-Riverfront @	159,500						0		159,500
050401	Parking Garage Security	37,000						0		37,000
050402	Riverfront Kitchen Improvements	4,558						0		4,558
050403	Service Apron-Riverfront	58,200						0		58,200
050404	IGA-Rapides Parish Flood Map	12,230						0		12,230
050501	Asbestos Removal-City Hall	41,508						0		41,508
869901	Customer Service Center	490,961						0		490,961
050701	Animal Shelter Improvements @	70,700	298,135					298,135		368,835
050702	Metal Building-Tire Area @	110,000						0		110,000
050704	Security System-Riverfront @	15,000						0		15,000
050705	Carpet Replacement-Riverfront @	125,000						0		125,000
050706	Technology Upgrade-Riverfront @	175,000						0		175,000
050707	Red River Development Study @	250,000						0		250,000
050708	Convention Hall Improvements	182,493	374,000					374,000		556,493
050709	Commemorative Clock	35,163						0		35,163
050710	AUMP Lower Third	600,000		2,900,000				2,900,000		3,500,000
050801	Building Improvements		510,000	275,000	275,000			1,060,000		1,060,000
050802	Roof Replacement		550,000	550,000	110,000	110,000	110,000	1,430,000		1,430,000
050803	Emergency Operations Center		220,000					220,000		220,000
050804	Carpentry Paint Shop Addition		110,000					110,000		110,000
050805	River Oaks Arts Center Improvements		55,200					55,200		55,200
050806	Large Truck Wash Renovation		132,000					132,000		132,000
050807	Harold Miles Park Improvements		275,000					275,000		275,000
050808	HVAC Control System-Riverfront		24,000					24,000		24,000
050809	Install Air Walls-Riverfront		177,000					177,000		177,000
050810	Digital Recorder for Security System		11,000					11,000		11,000
050811	Interior Information Screens-Riverfront		24,000					24,000		24,000
*	Keyless Lock System-Riverfront			22,000				22,000		22,000
*	Completion of Restrooms-Riverfront			135,000				135,000		135,000
*	Levee Area-Riverfront							0	250,000	250,000
*	Add Elevator-Riverfront							0	255,000	255,000
Total Public Enterprise		3,244,738	2,880,335	4,002,000	505,000	230,000	230,000	7,847,335	505,000	11,597,073

* Project Number to be Assigned

@ New or Revised Projects

Projects to be closed

SHEET A 2007-2008/2011-2012 CAPITAL IMPROVEMENTS PROGRAM

PROJECT TITLE: Reserve for Relocation Projects	PROJECT CATEGORY: Public Enterprise
PROJECT NUMBER: 059401	COUNCIL DISTRICT # N/A
DIVISION: Public Works	DEPARTMENT: Engineering

PROJECT BUDGET

REVENUE BREAKDOWN

REVENUE SOURCES					UTILITY FUND	TOTAL
PRIOR BDGTS					1,417,301	1,417,301
PRIOR EXP					1,404,461	1,404,461
BUDGET C/0					12,840	12,840
2007-2008					100,000	100,000
2008-2009					100,000	100,000
2009-2010					100,000	100,000
2010-2011					100,000	100,000
2011-2012					100,000	100,000
BEYOND 2012						
TOTAL COST					1,917,301	1,917,301

EXPENDITURE BREAKDOWN

EXPENDITURE BREAKDOWN	ENGINEERING	TESTING	LAND ACQUISITION	CONSTRUCTION	OTHER	TOTAL
PRIOR BDGTS				1,417,301		1,417,301
2007-2008				100,000		100,000
2008-2009				100,000		100,000
2009-2010				100,000		100,000
2010-2011				100,000		100,000
2011-2012				100,000		100,000
BEYOND 2012						
TOTAL COST				1,917,301		1,917,301

PROJECT SPECIFICATIONS

PROJECT DESCRIPTION:

This project is being created in order to facilitate the coordination of appropriations necessary for the relocation of Utilities due to Street and Drainage projects. The Utility Fund will allocate funds to be used for utility relocations associated with Street and Drainage Projects proposed in the 1988 and 1993 Property Taxes. An amendment will be required to transfer the appropriation to the appropriate project.

PROJECT JUSTIFICATION:

The establishment of this flow through project allows for better coordination between the Utility Fund and the General Fund on projects associated with the Property Tax projects.

PROJECT PRIORITY: A	EST TIME TO COMPLETE: N/A
START DATE: May, 1993	
OPERATING BUDGET EFFECT:	SEE DETAIL
<input type="checkbox"/> NONE	<input checked="" type="checkbox"/> N/A

SHEET A 2007-2008/2011-2012 CAPITAL IMPROVEMENTS PROGRAM

PROJECT TITLE: ADA Building Improvements	PROJECT CATEGORY: Public Enterprise
PROJECT NUMBER: 059501	COUNCIL DISTRICT # N/A
DIVISION: Public Works	DEPARTMENT: Maintenance Public Buildings

PROJECT BUDGET

REVENUE BREAKDOWN

REVENUE SOURCES					SALES TAX	TOTAL
PRIOR BDGTS					700,770	700,770
PRIOR EXP					697,582	697,582
BUDGET C/0					3,188	3,188
2007-2008						
2008-2009						
2009-2010						
2010-2011						
2011-2012						
BEYOND 2012						
TOTAL COST					700,770	700,770

EXPENDITURE BREAKDOWN

EXPENDITURE BREAKDOWN	ENGINEERING	TESTING	LAND ACQUISITION	CONSTRUCTION	OTHER	TOTAL
PRIOR BDGTS	87,500			613,270		700,770
2007-2008						
2008-2009						
2009-2010						
2010-2011						
2011-2012						
BEYOND 2012						
TOTAL COST	87,500			613,270		700,770

PROJECT SPECIFICATIONS

PROJECT DESCRIPTION:

ADA requires certain renovations to be made to all public buildings. This project includes renovations necessary for compliance with ADA at Bolton Ave Community Center, M.L. King Community Center, City/Convention Hall, and Casson St Community Center.

PROJECT JUSTIFICATION:

ADA was mandated by the Federal Government in 1992.

PROJECT PRIORITY: A	EST TIME TO COMPLETE: N/A
START DATE: May, 1993	
OPERATING BUDGET EFFECT:	
<input type="checkbox"/> NONE	<input checked="" type="checkbox"/> N/A
	<input type="checkbox"/> SEE DETAIL

SHEET A 2007-2008/2011-2012 CAPITAL IMPROVEMENTS PROGRAM

PROJECT TITLE: Transportation Coordinator	PROJECT CATEGORY: Public Enterprise
PROJECT NUMBER: 219001	COUNCIL DISTRICT # N/A
DIVISION: Public Works	DEPARTMENT: Administration

PROJECT BUDGET

REVENUE BREAKDOWN

REVENUE SOURCES					SALES TAX	TOTAL
PRIOR BDGTS					459,280	459,280
PRIOR EXP					443,644	443,644
BUDGET C/0					15,636	15,636
2007-2008					20,000	20,000
2008-2009					20,000	20,000
2009-2010					20,000	20,000
2010-2011					20,000	20,000
2011-2012					20,000	20,000
BEYOND 2012						
TOTAL COST					559,280	559,280

EXPENDITURE BREAKDOWN

EXPENDITURE BREAKDOWN	ENGINEERING	TESTING	LAND ACQUISITION	CONSTRUCTION	OTHER	TOTAL
PRIOR BDGTS					459,280	459,280
2007-2008					20,000	20,000
2008-2009					20,000	20,000
2009-2010					20,000	20,000
2010-2011					20,000	20,000
2011-2012					20,000	20,000
BEYOND 2012						
TOTAL COST					559,280	559,280

PROJECT SPECIFICATIONS

PROJECT DESCRIPTION:

To coordinate City operations with the construction of I-49 and the City's Federal Urban System Programs. This includes keeping up with project timing, monitoring the effect on traffic control and relocation of utilities.

PROJECT JUSTIFICATION:

To maximize benefits from the state and minimize adverse impact of the I-49 program and Urban Systems Program.

PROJECT PRIORITY: A	EST TIME TO COMPLETE: N/A
START DATE: N/A	
OPERATING BUDGET EFFECT:	SEE DETAIL
<input type="checkbox"/> NONE	<input checked="" type="checkbox"/> N/A

SHEET A 2007-2008/2011-2012 CAPITAL IMPROVEMENTS PROGRAM

PROJECT TITLE: Downtown Theater	PROJECT CATEGORY: Public Enterprise
PROJECT NUMBER: 050101	COUNCIL DISTRICT # N/A
DIVISION: Public Works	DEPARTMENT: Administration

PROJECT BUDGET

REVENUE BREAKDOWN

REVENUE SOURCES	SALES TAX	OTHER	STATE FUNDS	TOTAL
PRIOR BDGTS	164,727	5,534,877	3,000,000	8,699,604
PRIOR EXP	125,004	5,534,877	2,943,319	8,603,200
BUDGET C/0	39,723	0	56,681	96,404
2007-2008				
2008-2009				
2009-2010				
2010-2011				
2011-2012				
BEYOND 2012				
TOTAL COST	164,727	5,534,877	3,000,000	8,699,604

EXPENDITURE BREAKDOWN

EXPENDITURE BREAKDOWN	ENGINEERING	TESTING	LAND ACQUISITION	CONSTRUCTION	OTHER	TOTAL
PRIOR BDGTS				8,659,604	40,000	8,699,604
2007-2008						
2008-2009						
2009-2010						
2010-2011						
2011-2012						
BEYOND 2012						
TOTAL COST				8,659,604	40,000	8,699,604

PROJECT SPECIFICATIONS

PROJECT DESCRIPTION:
Construction of the Alexandria Performing Arts Center.

PROJECT JUSTIFICATION:
This will be a multi-purpose cultural entertainment and community facility with 600 seat audience capacity. Support facilities such as a lobby, restrooms, box offices, dressing areas, shop areas, etc. will be included.

PROJECT PRIORITY: A	EST TIME TO COMPLETE: 2 Years
START DATE: 2002	
OPERATING BUDGET EFFECT:	
<input type="checkbox"/> NONE	<input checked="" type="checkbox"/> N/A
	<input type="checkbox"/> SEE DETAIL

SHEET A 2007-2008/2011-2012 CAPITAL IMPROVEMENTS PROGRAM

PROJECT TITLE: AUMP-Third Street Project	PROJECT CATEGORY: Public Enterprise
PROJECT NUMBER: 050105	COUNCIL DISTRICT # N/A
DIVISION: Finance	DEPARTMENT: Administration

PROJECT BUDGET

REVENUE BREAKDOWN

REVENUE SOURCES				SALES TAX	FEDERAL FUNDS	TOTAL
PRIOR BDGTS				57,570	2,000,000	2,057,570
PRIOR EXP				42,120	1,917,679	1,959,799
BUDGET C/O				15,450	82,321	97,771
2007-2008						
2008-2009						
2009-2010						
2010-2011						
2011-2012						
BEYOND 2012						
TOTAL COST				57,570	2,000,000	2,057,570

EXPENDITURE BREAKDOWN

EXPENDITURE BREAKDOWN	ENGINEERING	TESTING	LAND ACQUISITION	CONSTRUCTION	OTHER	TOTAL
PRIOR BDGTS	57,570			2,000,000		2,057,570
2007-2008						
2008-2009						
2009-2010						
2010-2011						
2011-2012						
BEYOND 2012						
TOTAL COST	57,570			2,000,000		2,057,570

PROJECT SPECIFICATIONS

PROJECT DESCRIPTION:
Streetscape enhancements on Third Street.

PROJECT JUSTIFICATION:
As part of Alexandria Urban Master Plan, this will enhance the downtown area. This project will included brick bordering along the sidewalks, brick intersections, landscaping, and street furniture.

PROJECT PRIORITY: A	EST TIME TO COMPLETE: 2 Years
START DATE: 2003	OPERATING BUDGET EFFECT: NONE X N/A SEE DETAIL

SHEET A 2007-2008/2011-2012 CAPITAL IMPROVEMENTS PROGRAM

PROJECT TITLE: City Hall Plaza Sealing	PROJECT CATEGORY: Public Enterprise
PROJECT NUMBER: 050301	COUNCIL DISTRICT # N/A
DIVISION: Public Works	DEPARTMENT: Central Facility

PROJECT BUDGET

REVENUE BREAKDOWN

REVENUE SOURCES					SALES TAX	TOTAL
PRIOR BDGTS					360,455	360,455
PRIOR EXP					2,165	2,165
BUDGET C/0					358,290	358,290
2007-2008						
2008-2009						
2009-2010						
2010-2011						
2011-2012						
BEYOND 2012						
TOTAL COST					360,455	360,455

EXPENDITURE BREAKDOWN

EXPENDITURE BREAKDOWN	ENGINEERING	TESTING	LAND ACQUISITION	CONSTRUCTION	OTHER	TOTAL
PRIOR BDGTS	38,290			320,000	2,165	360,455
2007-2008						
2008-2009						
2009-2010						
2010-2011						
2011-2012						
BEYOND 2012						
TOTAL COST	38,290			320,000	2,165	360,455

PROJECT SPECIFICATIONS

PROJECT DESCRIPTION:
Resealing of the plaza (porch) around City Hall, along with other surfaces not sealed by recent roofing project.

PROJECT JUSTIFICATION:
The plaza needs resealing to prevent further intrusion into foundation, deterioration of reinforcement steel, and damage to transformers in main electrical supply room.

PROJECT PRIORITY: A			
START DATE: 2005	EST TIME TO COMPLETE: 4 months		
OPERATING BUDGET EFFECT:	<input type="checkbox"/> NONE	<input checked="" type="checkbox"/> X <input type="checkbox"/> N/A	<input type="checkbox"/> SEE DETAIL

SHEET A 2007-2008/2011-2012 CAPITAL IMPROVEMENTS PROGRAM

PROJECT TITLE: Bolton Avenue Community Center Improvements	PROJECT CATEGORY: Public Enterprise
PROJECT NUMBER: 050302	COUNCIL DISTRICT # N/A
DIVISION: Public Works	DEPARTMENT: Building Services

PROJECT BUDGET

REVENUE BREAKDOWN

REVENUE SOURCES					SALES TAX	TOTAL
PRIOR BDGTS					348,659	348,659
PRIOR EXP					114,924	114,924
BUDGET C/0					233,735	233,735
2007-2008						
2008-2009						
2009-2010						
2010-2011						
2011-2012						
BEYOND 2012						
TOTAL COST					348,659	348,659

EXPENDITURE BREAKDOWN

EXPENDITURE BREAKDOWN	ENGINEERING	TESTING	LAND ACQUISITION	CONSTRUCTION	OTHER	TOTAL
PRIOR BDGTS	25,000			224,659	99,000	348,659
2007-2008						
2008-2009						
2009-2010						
2010-2011						
2011-2012						
BEYOND 2012						
TOTAL COST	25,000			224,659	99,000	348,659

PROJECT SPECIFICATIONS

PROJECT DESCRIPTION:
Renovate front porch area providing exercise space and craft space. Would include purchase of exercise equipment and craft kilns, and replacement of existing 20 year old HVAC units on roof.

PROJECT JUSTIFICATION:
Greater utilization of Bolton Avenue Community Center by the public.

PROJECT PRIORITY:	A	EST TIME TO COMPLETE:	6 months
START DATE:	2004		
OPERATING BUDGET EFFECT:	<input type="checkbox"/> NONE	<input checked="" type="checkbox"/> N/A	<input type="checkbox"/> SEE DETAIL

SHEET A 2007-2008/2011-2012 CAPITAL IMPROVEMENTS PROGRAM

C.11

PROJECT TITLE: River Oaks Square Porch Replacement	PROJECT CATEGORY: Public Enterprise
PROJECT NUMBER: 050303	COUNCIL DISTRICT # N/A
DIVISION: Public Works	DEPARTMENT: Building Services

PROJECT BUDGET

REVENUE BREAKDOWN

REVENUE SOURCES					SALES TAX	TOTAL
PRIOR BDGTS					115,000	115,000
PRIOR EXP					104,183	104,183
BUDGET C/0					10,817	10,817
2007-2008						
2008-2009						
2009-2010						
2010-2011						
2011-2012						
BEYOND 2012						
TOTAL COST					115,000	115,000

EXPENDITURE BREAKDOWN

EXPENDITURE BREAKDOWN	ENGINEERING	TESTING	LAND ACQUISITION	CONSTRUCTION	OTHER	TOTAL
PRIOR BDGTS	9,000			106,000		115,000
2007-2008						
2008-2009						
2009-2010						
2010-2011						
2011-2012						
BEYOND 2012						
TOTAL COST	9,000			106,000		115,000

PROJECT SPECIFICATIONS

PROJECT DESCRIPTION:

Replace porch front and back of the Bolton House. This would include deteriorated boards, sub structure, and other related repairs. Also includes building a temporary structure to support the roof.

PROJECT JUSTIFICATION:

The porch is decaying and becoming a safety hazard. Restoration has to be historically accurate to maintain the House's status on the Historic Registry.

PROJECT PRIORITY:	A	EST TIME TO COMPLETE:	5 months
START DATE:	2005		
OPERATING BUDGET EFFECT:	<input type="checkbox"/> NONE	<input checked="" type="checkbox"/> N/A	<input type="checkbox"/> SEE DETAIL

SHEET A 2007-2008/2011-2012 CAPITAL IMPROVEMENTS PROGRAM

C.12

PROJECT TITLE: Wash Station Canopy	PROJECT CATEGORY: Public Enterprise
PROJECT NUMBER: 050305	COUNCIL DISTRICT # N/A
DIVISION: Public Works	DEPARTMENT: Central Facility

PROJECT BUDGET

REVENUE BREAKDOWN

REVENUE SOURCES					SALES TAX	TOTAL
PRIOR BDGTS					350,520	350,520
PRIOR EXP					301,776	301,776
BUDGET C/0					48,744	48,744
2007-2008						
2008-2009						
2009-2010						
2010-2011						
2011-2012						
BEYOND 2012						
TOTAL COST					350,520	350,520

EXPENDITURE BREAKDOWN

EXPENDITURE BREAKDOWN	ENGINEERING	TESTING	LAND ACQUISITION	CONSTRUCTION	OTHER	TOTAL
PRIOR BDGTS					350,520	350,520
2007-2008						
2008-2009						
2009-2010						
2010-2011						
2011-2012						
BEYOND 2012						
TOTAL COST					350,520	350,520

PROJECT SPECIFICATIONS

PROJECT DESCRIPTION:

Canopied wash down area with Automated Tunnel.

PROJECT JUSTIFICATION:

To comply with DEQ regulations, EPA regulations, and City Ordinances relating to discharge of wash water. Will automate washing of varied sizes and shapes of equipment.

PROJECT PRIORITY: A	EST TIME TO COMPLETE: 1 month
START DATE: 2005	
OPERATING BUDGET EFFECT: NONE	X N/A SEE DETAIL

PROJECT TITLE: Exterior Building Signage-Riverfront	PROJECT CATEGORY: Public Enterprise
PROJECT NUMBER: 050306	COUNCIL DISTRICT # N/A
DIVISION: Public Works	DEPARTMENT: Central Facility

PROJECT BUDGET

REVENUE BREAKDOWN

REVENUE SOURCES					SALES TAX	TOTAL
PRIOR BDGTS					159,500	159,500
PRIOR EXP						
BUDGET C/0					159,500	159,500
2007-2008						
2008-2009						
2009-2010						
2010-2011						
2011-2012						
BEYOND 2012						
TOTAL COST					159,500	159,500

EXPENDITURE BREAKDOWN

EXPENDITURE BREAKDOWN	ENGINEERING	TESTING	LAND ACQUISITION	CONSTRUCTION	OTHER	TOTAL
PRIOR BDGTS					159,500	159,500
2007-2008						
2008-2009						
2009-2010						
2010-2011						
2011-2012						
BEYOND 2012						
TOTAL COST					159,500	159,500

PROJECT SPECIFICATIONS

PROJECT DESCRIPTION:

An exterior building signage package for the Riverfront Center.

PROJECT JUSTIFICATION:

The Center does not have exterior signs clearly denoting entrances/ exits and distinguishing it from the Holiday Inn. This causes confusion to the guests. Consistent visual identity is an important selling tool.

PROJECT PRIORITY:	A	EST TIME TO COMPLETE:	1 Year
START DATE:	2005		
OPERATING BUDGET EFFECT:	<input type="checkbox"/> NONE	<input checked="" type="checkbox"/> N/A	<input type="checkbox"/> SEE DETAIL

SHEET A 2007-2008/2011-2012 CAPITAL IMPROVEMENTS PROGRAM

C.14

PROJECT TITLE: Parking Garage Security System.	PROJECT CATEGORY: Public Enterprise
PROJECT NUMBER: 050401	COUNCIL DISTRICT # N/A
DIVISION: Public Works	DEPARTMENT: Central Facility

PROJECT BUDGET

REVENUE BREAKDOWN

REVENUE SOURCES					SALES TAX	TOTAL
PRIOR BDGTS					37,000	37,000
PRIOR EXP						
BUDGET C/0					37,000	37,000
2007-2008						
2008-2009						
2009-2010						
2010-2011						
2011-2012						
BEYOND 2012						
TOTAL COST					37,000	37,000

EXPENDITURE BREAKDOWN

EXPENDITURE BREAKDOWN	ENGINEERING	TESTING	LAND ACQUISITION	CONSTRUCTION	OTHER	TOTAL
PRIOR BDGTS					37,000	37,000
2007-2008						
2008-2009						
2009-2010						
2010-2011						
2011-2012						
BEYOND 2012						
TOTAL COST					37,000	37,000

PROJECT SPECIFICATIONS

PROJECT DESCRIPTION:

A security system in the Parking Garage.

PROJECT JUSTIFICATION:

The Garage is continually vandalized. Fire extinguishers are stolen; extinguisher boxes, elevator mechanisms, confusion to the guests. Consistent visual identity is an important selling tool.

PROJECT PRIORITY: A	EST TIME TO COMPLETE: 1 Year
START DATE: 2005	
OPERATING BUDGET EFFECT:	
<input type="checkbox"/> NONE	<input checked="" type="checkbox"/> N/A
	<input type="checkbox"/> SEE DETAIL

SHEET A 2007-2008/2011-2012 CAPITAL IMPROVEMENTS PROGRAM

PROJECT TITLE: Riverfront Kitchen Improvments	PROJECT CATEGORY: Public Enterprise
PROJECT NUMBER: 050402	COUNCIL DISTRICT # N/A
DIVISION: Public Works	DEPARTMENT: Central Facility

PROJECT BUDGET

REVENUE BREAKDOWN

REVENUE SOURCES					SALES TAX	TOTAL
PRIOR BDGTS					44,000	44,000
PRIOR EXP					39,442	39,442
BUDGET C/0					4,558	4,558
2007-2008						
2008-2009						
2009-2010						
2010-2011						
2011-2012						
BEYOND 2012						
TOTAL COST					44,000	44,000

EXPENDITURE BREAKDOWN

EXPENDITURE BREAKDOWN	ENGINEERING	TESTING	LAND ACQUISITION	CONSTRUCTION	OTHER	TOTAL
PRIOR BDGTS					44,000	44,000
2007-2008						
2008-2009						
2009-2010						
2010-2011						
2011-2012						
BEYOND 2012						
TOTAL COST					44,000	44,000

PROJECT SPECIFICATIONS

PROJECT DESCRIPTION:

Acquisition of industrial stove & oven for Riverfront Center's kitchen, along with other equipment acquisitions.

PROJECT JUSTIFICATION:

The kitchen was designed and roughed out for food service equipment. Catering operators could better service clientele with this equipment, and have been requesting it.

PROJECT PRIORITY: A

START DATE: 2005

EST TIME TO COMPLETE:

1 month

OPERATING BUDGET EFFECT:

NONE

X N/A

SEE DETAIL

SHEET A 2007-2008/2011-2012 CAPITAL IMPROVEMENTS PROGRAM

PROJECT TITLE: Concrete Service Apron-Riverfront Center	PROJECT CATEGORY: Public Enterprise
PROJECT NUMBER: 050403	COUNCIL DISTRICT # N/A
DIVISION: Public Works	DEPARTMENT: Central Facility

PROJECT BUDGET

REVENUE BREAKDOWN

REVENUE SOURCES					SALES TAX	TOTAL
PRIOR BDGTS					58,200	58,200
PRIOR EXP						
BUDGET C/0					58,200	58,200
2007-2008						
2008-2009						
2009-2010						
2010-2011						
2011-2012						
BEYOND 2012						
TOTAL COST					58,200	58,200

EXPENDITURE BREAKDOWN

EXPENDITURE BREAKDOWN	ENGINEERING	TESTING	LAND ACQUISITION	CONSTRUCTION	OTHER	TOTAL
PRIOR BDGTS	18,500			39,700		58,200
2007-2008						
2008-2009						
2009-2010						
2010-2011						
2011-2012						
BEYOND 2012						
TOTAL COST	18,500			39,700		58,200

PROJECT SPECIFICATIONS

PROJECT DESCRIPTION:

Installation of a concrete service apron on the Red River Levee next to the Riverfront Center.

PROJECT JUSTIFICATION:

A concrete service apron will provide a firm and level surface on which maintenance equipment can be placed. This will allow for regular washing of windows, power washing of exterior, etc.

PROJECT PRIORITY: A	EST TIME TO COMPLETE: 6 months
START DATE: 2005	
OPERATING BUDGET EFFECT:	
<input type="checkbox"/> NONE	<input checked="" type="checkbox"/> N/A
<input type="checkbox"/> SEE DETAIL	

SHEET A 2007-2008/2011-2012 CAPITAL IMPROVEMENTS PROGRAM

PROJECT TITLE: IGA-Rapides Parish Flood Zone Mapping	PROJECT CATEGORY: Public Enterprise
PROJECT NUMBER: 050404	COUNCIL DISTRICT # N/A
DIVISION: Public Works	DEPARTMENT: Central Facility

PROJECT BUDGET

REVENUE BREAKDOWN

REVENUE SOURCES					SALES TAX	TOTAL
PRIOR BDGTS					50,000	50,000
PRIOR EXP					37,770	37,770
BUDGET C/0					12,230	12,230
2007-2008						
2008-2009						
2009-2010						
2010-2011						
2011-2012						
BEYOND 2012						
TOTAL COST					50,000	50,000

EXPENDITURE BREAKDOWN

EXPENDITURE BREAKDOWN	ENGINEERING	TESTING	LAND ACQUISITION	CONSTRUCTION	OTHER	TOTAL
PRIOR BDGTS					50,000	50,000
2007-2008						
2008-2009						
2009-2010						
2010-2011						
2011-2012						
BEYOND 2012						
TOTAL COST					50,000	50,000

PROJECT SPECIFICATIONS

PROJECT DESCRIPTION:

Intergovernmental Agreement with the Rapides Parish Police Jury to update flood zone mapping for the entire parish, including the areas incorporated into the City of Alexandria.

PROJECT JUSTIFICATION:

Flood zoning changes due to new residential and commercial which can alter the flood plain. Mapping therefore must be updated periodically.

PROJECT PRIORITY:	A	EST TIME TO COMPLETE:	2 Years
START DATE:	2004		
OPERATING BUDGET EFFECT:	<input type="checkbox"/> NONE	<input checked="" type="checkbox"/> N/A	<input type="checkbox"/> SEE DETAIL

SHEET A 2007-2008/2011-2012 CAPITAL IMPROVEMENTS PROGRAM

PROJECT TITLE: Asbestos Abatement - City Hall	PROJECT CATEGORY: Public Enterprise
PROJECT NUMBER: 050501	COUNCIL DISTRICT # N/A
DIVISION: Public Works	DEPARTMENT: Building Services

PROJECT BUDGET

REVENUE BREAKDOWN

REVENUE SOURCES					SALES TAX	TOTAL
PRIOR BDGTS					106,806	106,806
PRIOR EXP					65,298	65,298
BUDGET C/0					41,508	41,508
2007-2008						
2008-2009						
2009-2010						
2010-2011						
2011-2012						
BEYOND 2012						
TOTAL COST					106,806	106,806

EXPENDITURE BREAKDOWN

EXPENDITURE BREAKDOWN	ENGINEERING	TESTING	LAND ACQUISITION	CONSTRUCTION	OTHER	TOTAL
PRIOR BDGTS					106,806	106,806
2007-2008						
2008-2009						
2009-2010						
2010-2011						
2011-2012						
BEYOND 2012						
TOTAL COST					106,806	106,806

PROJECT SPECIFICATIONS

PROJECT DESCRIPTION:

Removal of asbestos in the ceiling of the City Hall lobby and Convention Hall.

PROJECT JUSTIFICATION:

The asbestos is becoming friable and could pose a danger to the public.

PROJECT PRIORITY: A	EST TIME TO COMPLETE: 3 Months
START DATE: 2005	
OPERATING BUDGET EFFECT:	
<input type="checkbox"/> NONE	<input checked="" type="checkbox"/> N/A
	<input type="checkbox"/> SEE DETAIL

SHEET A 2007-2008/2011-2012 CAPITAL IMPROVEMENTS PROGRAM

PROJECT TITLE: Customer Service Center	PROJECT CATEGORY: Other
PROJECT NUMBER: 869901	COUNCIL DISTRICT # N/A
DIVISION: Finance	DEPARTMENT: Various

PROJECT BUDGET

REVENUE BREAKDOWN

REVENUE SOURCES					SALES TAX BONDS 2004	TOTAL
PRIOR BDGTS					2,600,000	2,600,000
PRIOR EXP					2,109,039	2,109,039
BUDGET C/0					490,961	490,961
2007-2008						
2008-2009						
2009-2010						
2010-2011						
2011-2012						
BEYOND 2012						
TOTAL COST					2,600,000	2,600,000

EXPENDITURE BREAKDOWN

EXPENDITURE BREAKDOWN	ENGINEERING	TESTING	LAND ACQUISITION	CONSTRUCTION	OTHER	TOTAL
PRIOR BDGTS				2,600,000		2,600,000
2007-2008						
2008-2009						
2009-2010						
2010-2011						
2011-2012						
BEYOND 2012						
TOTAL COST				2,600,000		2,600,000

PROJECT SPECIFICATIONS

PROJECT DESCRIPTION:

Construction or renovation of existing structure for a new, centralized customer service center.

PROJECT JUSTIFICATION:

Presently, primary customer contact is at two sites. This new facility will place the functions handled at the Utility Customer Service Office and the Business Office, at one location, providing the public with "one stop shopping" for payment and services regarding utilities, property taxes, occupational licenses, and the like. It will also provide the City with the inherent efficiencies of a single operation.

PROJECT PRIORITY: A

START DATE: 2005

EST TIME TO COMPLETE: 2 Years

OPERATING BUDGET EFFECT:

NONE

N/A

SEE DETAIL

SHEET A 2007-2008/2011-2012 CAPITAL IMPROVEMENTS PROGRAM

PROJECT TITLE: Animal Shelter Improvements	PROJECT CATEGORY: Public Enterprise
PROJECT NUMBER: 050701	COUNCIL DISTRICT # N/A
DIVISION: Public Works	DEPARTMENT: Animal Shelter

PROJECT BUDGET

REVENUE BREAKDOWN

REVENUE SOURCES					SALES TAX	TOTAL
PRIOR BDGTS					70,700	70,700
PRIOR EXP						
BUDGET C/0					70,700	70,700
2007-2008					298,135	298,135
2008-2009						
2009-2010						
2010-2011						
2011-2012						
BEYOND 2012						
TOTAL COST					368,835	368,835

EXPENDITURE BREAKDOWN

EXPENDITURE BREAKDOWN	ENGINEERING	TESTING	LAND ACQUISITION	CONSTRUCTION	OTHER	TOTAL
PRIOR BDGTS	5,700			65,000		70,700
2007-2008				298,135		298,135
2008-2009						
2009-2010						
2010-2011						
2011-2012						
BEYOND 2012						
TOTAL COST	5,700			363,135		368,835

PROJECT SPECIFICATIONS

PROJECT DESCRIPTION:

1. To provide for a covered drive through unloading animals and adequate quarantine areas
2. To provide a building for both the old and the new cremators
3. To provide for a new cremator.

PROJECT JUSTIFICATION:

An enclosed building is needed to perform the task of disposing of euthanized or discarded animals, both for the City and surrounding areas. Currently, animals are unloaded in the weather and in full view of the public. Disposal of animals is unpleasant but necessary, and comes with many criticisms and public relation concerns. The new building will provide seclusion and weather protection while loading and unloading impounded animals, some of whom are vicious and pose a threat during the process. The additional cremator will allow extra volume and be a backup to the existing unit in case of failure.

PROJECT PRIORITY: A	EST TIME TO COMPLETE: 3 Months
START DATE: 2005	
OPERATING BUDGET EFFECT:	
<input type="checkbox"/> NONE	<input checked="" type="checkbox"/> N/A
	<input type="checkbox"/> SEE DETAIL

SHEET A 2007-2008/2011-2012 CAPITAL IMPROVEMENTS PROGRAM

C.21

PROJECT TITLE: Metal Building Cover for Tire Area	PROJECT CATEGORY: Public Enterprise
PROJECT NUMBER: 050702	COUNCIL DISTRICT # N/A
DIVISION: Public Works	DEPARTMENT: Motor Pool

PROJECT BUDGET

REVENUE BREAKDOWN

REVENUE SOURCES					SALES TAX	TOTAL
PRIOR BDGTS					110,000	110,000
PRIOR EXP						
BUDGET C/O					110,000	110,000
2007-2008						
2008-2009						
2009-2010						
2010-2011						
2011-2012						
BEYOND 2012						
TOTAL COST					110,000	110,000

EXPENDITURE BREAKDOWN

EXPENDITURE BREAKDOWN	ENGINEERING	TESTING	LAND ACQUISITION	CONSTRUCTION	OTHER	TOTAL
PRIOR BDGTS	10,000			100,000		110,000
2007-2008						
2008-2009						
2009-2010						
2010-2011						
2011-2012						
BEYOND 2012						
TOTAL COST	10,000			100,000		110,000

PROJECT SPECIFICATIONS

PROJECT DESCRIPTION:
Cover for tire area to prevent water from standing in tires.

PROJECT JUSTIFICATION:
Requested by Motor Pool as a DEQ mandate.

PROJECT PRIORITY: A	EST TIME TO COMPLETE: 3 Months
START DATE: 2005	
OPERATING BUDGET EFFECT:	
<input type="checkbox"/> NONE	<input checked="" type="checkbox"/> N/A
	<input type="checkbox"/> SEE DETAIL

SHEET A 2007-2008/2011-2012 CAPITAL IMPROVEMENTS PROGRAM

C.22

PROJECT TITLE: Security System - Riverfront Center	PROJECT CATEGORY: Public Enterprise
PROJECT NUMBER: 050704	COUNCIL DISTRICT # N/A
DIVISION: Public Works	DEPARTMENT: Motor Pool

PROJECT BUDGET

REVENUE BREAKDOWN

REVENUE SOURCES					SALES TAX	TOTAL
PRIOR BDGTS					15,000	15,000
PRIOR EXP						
BUDGET C/0					15,000	15,000
2007-2008						
2008-2009						
2009-2010						
2010-2011						
2011-2012						
BEYOND 2012						
TOTAL COST					15,000	15,000

EXPENDITURE BREAKDOWN

EXPENDITURE BREAKDOWN	ENGINEERING	TESTING	LAND ACQUISITION	CONSTRUCTION	OTHER	TOTAL
PRIOR BDGTS					15,000	15,000
2007-2008						
2008-2009						
2009-2010						
2010-2011						
2011-2012						
BEYOND 2012						
TOTAL COST					15,000	15,000

PROJECT SPECIFICATIONS

PROJECT DESCRIPTION:

Install a complete security system in the Riverfront Center.

PROJECT JUSTIFICATION:

On several occasions, people have been found inside the building when it was supposed to be empty and secure. An alarm system is needed to remove that liability and prevent vandalism.

PROJECT PRIORITY: A	EST TIME TO COMPLETE: 3 Months
START DATE: 2005	
OPERATING BUDGET EFFECT:	
<input type="checkbox"/> NONE	<input checked="" type="checkbox"/> N/A
	<input type="checkbox"/> SEE DETAIL

SHEET A 2007-2008/2011-2012 CAPITAL IMPROVEMENTS PROGRAM

PROJECT TITLE: Carpet Replacement-Riverfront Center	PROJECT CATEGORY: Public Enterprise
PROJECT NUMBER: 050705	COUNCIL DISTRICT # N/A
DIVISION: Public Works	DEPARTMENT: Central Facility

PROJECT BUDGET

REVENUE BREAKDOWN

REVENUE SOURCES					SALES TAX	TOTAL
PRIOR BDGTS					125,000	125,000
PRIOR EXP						
BUDGET C/0					125,000	125,000
2007-2008						
2008-2009						
2009-2010						
2010-2011						
2011-2012						
BEYOND 2012						
TOTAL COST					125,000	125,000

EXPENDITURE BREAKDOWN

EXPENDITURE BREAKDOWN	ENGINEERING	TESTING	LAND ACQUISITION	CONSTRUCTION	OTHER	TOTAL
PRIOR BDGTS					125,000	125,000
2007-2008						
2008-2009						
2009-2010						
2010-2011						
2011-2012						
BEYOND 2012						
TOTAL COST					125,000	125,000

PROJECT SPECIFICATIONS

PROJECT DESCRIPTION:
Replacement of carpeting in lobby, concessions and administrative offices. Replacement of furnishings for lobby area.

PROJECT JUSTIFICATION:
Existing carpet, bench cushions, lobby chairs, and tables showing signs of heavy wear.

PROJECT PRIORITY: A	EST TIME TO COMPLETE: 3 Months
START DATE: 2009	
OPERATING BUDGET EFFECT:	
<input type="checkbox"/> NONE	<input checked="" type="checkbox"/> N/A
	<input type="checkbox"/> SEE DETAIL

SHEET A 2007-2008/2011-2012 CAPITAL IMPROVEMENTS PROGRAM

C.24

PROJECT TITLE: Technology/Audio Visual Upgrade-Riverfront	PROJECT CATEGORY: Public Enterprise
PROJECT NUMBER: 050706	COUNCIL DISTRICT # N/A
DIVISION: Public Works	DEPARTMENT: Central Facility

PROJECT BUDGET

REVENUE BREAKDOWN

REVENUE SOURCES					SALES TAX	TOTAL
PRIOR BDGTS					175,000	175,000
PRIOR EXP						
BUDGET C/0					175,000	175,000
2007-2008						
2008-2009						
2009-2010						
2010-2011						
2011-2012						
BEYOND 2012						
TOTAL COST					175,000	175,000

EXPENDITURE BREAKDOWN

EXPENDITURE BREAKDOWN	ENGINEERING	TESTING	LAND ACQUISITION	CONSTRUCTION	OTHER	TOTAL
PRIOR BDGTS					175,000	175,000
2007-2008						
2008-2009						
2009-2010						
2010-2011						
2011-2012						
BEYOND 2012						
TOTAL COST					175,000	175,000

PROJECT SPECIFICATIONS

PROJECT DESCRIPTION:

Installation of equipment & software to provide high speed internet access and state of the art projection capabilities. Researching the need for downlink and uplink capabilities.

PROJECT JUSTIFICATION:

Frequently requested by patrons of the Riverfront Center.

PROJECT PRIORITY:	B	EST TIME TO COMPLETE:	3 Months
START DATE:	2009		
OPERATING BUDGET EFFECT:	<input type="checkbox"/> NONE	<input checked="" type="checkbox"/> N/A	<input type="checkbox"/> SEE DETAIL

SHEET A 2007-2008/2011-2012 CAPITAL IMPROVEMENTS PROGRAM

PROJECT TITLE: Red River Development Study	PROJECT CATEGORY: Public Enterprise
PROJECT NUMBER: 050707	COUNCIL DISTRICT # N/A
DIVISION: Public Works	DEPARTMENT: Central Facility

PROJECT BUDGET

REVENUE BREAKDOWN

REVENUE SOURCES					SALES TAX	TOTAL
PRIOR BDGTS					250,000	250,000
PRIOR EXP						
BUDGET C/0					250,000	250,000
2007-2008						
2008-2009						
2009-2010						
2010-2011						
2011-2012						
BEYOND 2012						
TOTAL COST					250,000	250,000

EXPENDITURE BREAKDOWN

EXPENDITURE BREAKDOWN	ENGINEERING	TESTING	LAND ACQUISITION	CONSTRUCTION	OTHER	TOTAL
PRIOR BDGTS					250,000	250,000
2007-2008						
2008-2009						
2009-2010						
2010-2011						
2011-2012						
BEYOND 2012						
TOTAL COST					250,000	250,000

PROJECT SPECIFICATIONS

PROJECT DESCRIPTION:
Explore the development and utilization of the land between the Red River and it's levee.

PROJECT JUSTIFICATION:
This land controlled by the Red River Waterway Commission has great potential for recreation and commerce.

PROJECT PRIORITY: B	EST TIME TO COMPLETE: 3 Months
START DATE: 2009	
OPERATING BUDGET EFFECT:	
<input type="checkbox"/> NONE	<input checked="" type="checkbox"/> N/A
	<input type="checkbox"/> SEE DETAIL

SHEET A 2007-2008/2011-2012 CAPITAL IMPROVEMENTS PROGRAM

PROJECT TITLE: Convention Hall Improvements	PROJECT CATEGORY: Public Enterprise
PROJECT NUMBER: 050708	COUNCIL DISTRICT # N/A
DIVISION: Public Works	DEPARTMENT: Building Services

PROJECT BUDGET

REVENUE BREAKDOWN

REVENUE SOURCES					SALES TAX	TOTAL
PRIOR BDGTS					222,662	222,662
PRIOR EXP					40,169	40,169
BUDGET C/0					182,493	182,493
2007-2008					374,000	374,000
2008-2009						
2009-2010						
2010-2011						
2011-2012						
BEYOND 2012						
TOTAL COST					596,662	596,662

EXPENDITURE BREAKDOWN

EXPENDITURE BREAKDOWN	ENGINEERING	TESTING	LAND ACQUISITION	CONSTRUCTION	OTHER	TOTAL
PRIOR BDGTS					222,662	222,662
2007-2008	34,000			340,000		374,000
2008-2009						
2009-2010						
2010-2011						
2011-2012						
BEYOND 2012						
TOTAL COST	34,000			340,000	222,662	596,662

PROJECT SPECIFICATIONS

PROJECT DESCRIPTION:
 Phase 1. Replacement of Track door system that splits Convention Hall for Rentals, potable boiler
 Phase 2. Electrical Renovations to Architectural Lighting, dimming systems and Technology upgrades
 Phase 3. Wall resurfacing to create a more acoustically and aesthetically pleasing facility.

PROJECT JUSTIFICATION:
 This venue is in dire need of upgrading. It has stood the test for 45 years but now has become very dingy and in need of updating. Parts are no longer available for the dimming system and the acoustics are very distracting and unacceptable for a "party"/"conv" venue. Technology changes and pressures make the venue not competitive without enhancements.

PROJECT PRIORITY: A	EST TIME TO COMPLETE:
START DATE: 2007	
OPERATING BUDGET EFFECT:	
<input type="checkbox"/> NONE	<input checked="" type="checkbox"/> N/A
	<input type="checkbox"/> SEE DETAIL

SHEET A 2007-2008/2011-2012 CAPITAL IMPROVEMENTS PROGRAM

PROJECT TITLE: Commemorative Clock	PROJECT CATEGORY: Public Enterprise
PROJECT NUMBER: 050709	COUNCIL DISTRICT # N/A
DIVISION: Public Works	DEPARTMENT: Building Services

PROJECT BUDGET

REVENUE BREAKDOWN

REVENUE SOURCES				SALES TAX	OTHER	TOTAL
PRIOR BDGTS				22,163	13,000	35,163
PRIOR EXP						
BUDGET C/0				22,163	13,000	35,163
2007-2008						
2008-2009						
2009-2010						
2010-2011						
2011-2012						
BEYOND 2012						
TOTAL COST				22,163	13,000	35,163

EXPENDITURE BREAKDOWN

EXPENDITURE BREAKDOWN	ENGINEERING	TESTING	LAND ACQUISITION	CONSTRUCTION	OTHER	TOTAL
PRIOR BDGTS					35,163	35,163
2007-2008						
2008-2009						
2009-2010						
2010-2011						
2011-2012						
BEYOND 2012						
TOTAL COST					35,163	35,163

PROJECT SPECIFICATIONS

PROJECT DESCRIPTION:

Replacement of track door system that splits Convention Hall for rentals, house & stage light dimming system, & water boiler for kitchen and restrooms.

PROJECT JUSTIFICATION:

Existing equipment was installed in 1962 and is deteriorated.

PROJECT PRIORITY: A	EST TIME TO COMPLETE: 3 Months
START DATE: 2007	
OPERATING BUDGET EFFECT:	
<input type="checkbox"/> NONE	<input checked="" type="checkbox"/> N/A
	<input type="checkbox"/> SEE DETAIL

SHEET A 2007-2008/2011-2012 CAPITAL IMPROVEMENTS PROGRAM

PROJECT TITLE: AUMP Lower Third Street	PROJECT CATEGORY: Public Enterprise
PROJECT NUMBER: 050710	COUNCIL DISTRICT # N/A
DIVISION: Public Works	DEPARTMENT: Building Services

PROJECT BUDGET

REVENUE BREAKDOWN

REVENUE SOURCES				FEDERAL FUNDS	SALES TAX	TOTAL
PRIOR BDGTS					600,000	600,000
PRIOR EXP						
BUDGET C/0					600,000	600,000
2007-2008				2,800,000	100,000	2,900,000
2008-2009						
2009-2010						
2010-2011						
2011-2012						
BEYOND 2012						
TOTAL COST				2,800,000	700,000	3,500,000

EXPENDITURE BREAKDOWN

EXPENDITURE BREAKDOWN	ENGINEERING	TESTING	LAND ACQUISITION	CONSTRUCTION	OTHER	TOTAL
PRIOR BDGTS	310,000	90,000	100,000	100,000		600,000
2007-2008				2,900,000		2,900,000
2008-2009						
2009-2010						
2010-2011						
2011-2012						
BEYOND 2012						
TOTAL COST	310,000	90,000	100,000	3,000,000		3,500,000

PROJECT SPECIFICATIONS

PROJECT DESCRIPTION:

PROJECT JUSTIFICATION:

PROJECT PRIORITY: A	EST TIME TO COMPLETE: 3 Months
START DATE: 2007	
OPERATING BUDGET EFFECT:	
<input type="checkbox"/> NONE	<input checked="" type="checkbox"/> N/A
	<input type="checkbox"/> SEE DETAIL

SHEET A 2007-2008/2011-2012 CAPITAL IMPROVEMENTS PROGRAM

PROJECT TITLE: Building Improvements	PROJECT CATEGORY: Public Enterprise
PROJECT NUMBER: 050801	COUNCIL DISTRICT # N/A
DIVISION: Public Works	DEPARTMENT: Building Services

PROJECT BUDGET

REVENUE BREAKDOWN

REVENUE SOURCES					SALES TAX	TOTAL
PRIOR BDGTS						
PRIOR EXP						
BUDGET C/0						
2007-2008					510,000	510,000
2008-2009					275,000	275,000
2009-2010					275,000	275,000
2010-2011						
2011-2012						
BEYOND 2012						
TOTAL COST					1,060,000	1,060,000

EXPENDITURE BREAKDOWN

EXPENDITURE BREAKDOWN	ENGINEERING	TESTING	LAND ACQUISITION	CONSTRUCTION	OTHER	TOTAL
PRIOR BDGTS						
2007-2008	46,000			464,000		510,000
2008-2009	25,000			250,000		275,000
2009-2010	25,000			250,000		275,000
2010-2011						
2011-2012						
BEYOND 2012						
TOTAL COST	96,000			964,000		1,060,000

PROJECT SPECIFICATIONS

PROJECT DESCRIPTION:

Replace Air Handlers #2 and #3, Boiler #3 and control work at City Hall.
 Replace 12 water source heat pumps at Customer Service.
 Replace 8 HVAC systems and 25 doors at the Consolidated Facility.
 Foundation repairs to the Administrative Building at the Consolidated Facility

PROJECT JUSTIFICATION:

Air handlers and boiler are 43 years old, leading to problems controlling temperature in each building zone.
 Heat pumps are 25 years old and need frequent repair.
 Existing HVAC systems are "residential" type and have exceeded their life expectancy.

PROJECT PRIORITY: A	EST TIME TO COMPLETE: Ongoing
START DATE: 2007	
OPERATING BUDGET EFFECT: NONE	X N/A SEE DETAIL

SHEET A 2007-2008/2011-2012 CAPITAL IMPROVEMENTS PROGRAM

PROJECT TITLE: Roof Replacement	PROJECT CATEGORY: Public Enterprise
PROJECT NUMBER: 050802	COUNCIL DISTRICT # N/A
DIVISION: Public Works	DEPARTMENT: Building Services

PROJECT BUDGET

REVENUE BREAKDOWN

REVENUE SOURCES					SALES TAX	TOTAL
PRIOR BDGTS						
PRIOR EXP						
BUDGET C/O						
2007-2008					550,000	550,000
2008-2009					550,000	550,000
2009-2010					110,000	110,000
2010-2011					110,000	110,000
2011-2012					110,000	110,000
BEYOND 2012						
TOTAL COST					1,430,000	1,430,000

EXPENDITURE BREAKDOWN

EXPENDITURE BREAKDOWN	ENGINEERING	TESTING	LAND ACQUISITION	CONSTRUCTION	OTHER	TOTAL
PRIOR BDGTS						
2007-2008	50,000			500,000		550,000
2008-2009	50,000			500,000		550,000
2009-2010	10,000			100,000		110,000
2010-2011	10,000			100,000		110,000
2011-2012	10,000			100,000		110,000
BEYOND 2012						
TOTAL COST	130,000			1,300,000		1,430,000

PROJECT SPECIFICATIONS

PROJECT DESCRIPTION:

Replace roofs on different buildings as needed.

A partial list of roofs that need replacement or renovation is:

Jakes Building, Bringham Theater, Bolton Community Center, Martin Community Center, Treehouse,

PROJECT JUSTIFICATION:

As roofs age they begin to leak. Failure can be predicted through core sampling and analysis. This project will provide funding for the testing and the replacement if indicated.

PROJECT PRIORITY: A	EST TIME TO COMPLETE: Ongoing
START DATE: 2007	
OPERATING BUDGET EFFECT: NONE	X N/A SEE DETAIL

PROJECT TITLE: Emergency Operations Center Preparedness	PROJECT CATEGORY: Public Enterprise
PROJECT NUMBER: 050803	COUNCIL DISTRICT # N/A
DIVISION: Public Works	DEPARTMENT: Building Services

PROJECT BUDGET

REVENUE BREAKDOWN

REVENUE SOURCES					SALES TAX	TOTAL
PRIOR BDGTS						
PRIOR EXP						
BUDGET C/0						
2007-2008					220,000	220,000
2008-2009						
2009-2010						
2010-2011						
2011-2012						
BEYOND 2012						
TOTAL COST					220,000	220,000

EXPENDITURE BREAKDOWN

EXPENDITURE BREAKDOWN	ENGINEERING	TESTING	LAND ACQUISITION	CONSTRUCTION	OTHER	TOTAL
PRIOR BDGTS						
2007-2008	20,000			200,000		220,000
2008-2009						
2009-2010						
2010-2011						
2011-2012						
BEYOND 2012						
TOTAL COST	20,000			200,000		220,000

PROJECT SPECIFICATIONS

PROJECT DESCRIPTION:
Purchase and installation of generators and other equipment at the Consolidated City Compound

PROJECT JUSTIFICATION:
Generators to operate the administration and employee facilities at the Consolidated City Compound
Other equipment needed to enhance the Compound as an operations camp during emergency incident management.

PROJECT PRIORITY: A	EST TIME TO COMPLETE: Ongoing
START DATE: 2007	
OPERATING BUDGET EFFECT:	
<input type="checkbox"/> NONE	<input checked="" type="checkbox"/> N/A
	<input type="checkbox"/> SEE DETAIL

SHEET A 2007-2008/2011-2012 CAPITAL IMPROVEMENTS PROGRAM

PROJECT TITLE: Carpentry Paint Shop Addition	PROJECT CATEGORY: Public Enterprise
PROJECT NUMBER: 050804	COUNCIL DISTRICT # N/A
DIVISION: Public Works	DEPARTMENT: Building Services

PROJECT BUDGET

REVENUE BREAKDOWN

REVENUE SOURCES					SALES TAX	TOTAL
PRIOR BDGTS						
PRIOR EXP						
BUDGET C/0						
2007-2008					110,000	110,000
2008-2009						
2009-2010						
2010-2011						
2011-2012						
BEYOND 2012						
TOTAL COST					110,000	110,000

EXPENDITURE BREAKDOWN

EXPENDITURE BREAKDOWN	ENGINEERING	TESTING	LAND ACQUISITION	CONSTRUCTION	OTHER	TOTAL
PRIOR BDGTS						
2007-2008	10,000			100,000		110,000
2008-2009						
2009-2010						
2010-2011						
2011-2012						
BEYOND 2012						
TOTAL COST	10,000			100,000		110,000

PROJECT SPECIFICATIONS

PROJECT DESCRIPTION:
Addition to north end of existing Carpentry shop.

PROJECT JUSTIFICATION:
Addition to provide for a dust free environment to put finishes on finished products. Will also provide for covered loading and unloading of materials.

PROJECT PRIORITY: A	EST TIME TO COMPLETE:
START DATE: 2007	
OPERATING BUDGET EFFECT:	
<input type="checkbox"/> NONE	<input checked="" type="checkbox"/> X <input type="checkbox"/> N/A <input type="checkbox"/> SEE DETAIL

SHEET A 2007-2008/2011-2012 CAPITAL IMPROVEMENTS PROGRAM

C.33

PROJECT TITLE: River Oaks Art Center Improvements	PROJECT CATEGORY: Public Enterprise
PROJECT NUMBER: 050805	COUNCIL DISTRICT # N/A
DIVISION: Public Works	DEPARTMENT: Building Services

PROJECT BUDGET

REVENUE BREAKDOWN

REVENUE SOURCES					SALES TAX	TOTAL
PRIOR BDGTS						
PRIOR EXP						
BUDGET C/0						
2007-2008					55,200	55,200
2008-2009						
2009-2010						
2010-2011						
2011-2012						
BEYOND 2012						
TOTAL COST					55,200	55,200

EXPENDITURE BREAKDOWN

EXPENDITURE BREAKDOWN	ENGINEERING	TESTING	LAND ACQUISITION	CONSTRUCTION	OTHER	TOTAL
PRIOR BDGTS						
2007-2008				55,200		55,200
2008-2009						
2009-2010						
2010-2011						
2011-2012						
BEYOND 2012						
TOTAL COST				55,200		55,200

PROJECT SPECIFICATIONS

PROJECT DESCRIPTION:

Replace deteriorated roof and deteriorated boards on breezeway between the Arts Studio and Bolton House

PROJECT JUSTIFICATION:

The breezeway scuppers allowed water to back up under roofing allowing for the deterioration of the deck boards. The roof will have to be removed to replace these boards. Although the roof itself does not leak the replacement of these boards will require roofing replacement. A contractor estimate of 37000 was given to the City.

PROJECT PRIORITY:

A

START DATE:

2,007

EST TIME TO COMPLETE:

5 months

OPERATING BUDGET EFFECT:

NONE

X N/A

SEE DETAIL

SHEET A 2007-2008/2011-2012 CAPITAL IMPROVEMENTS PROGRAM

PROJECT TITLE: Large Truck Wash Tunnel Renovation	PROJECT CATEGORY: Public Enterprise
PROJECT NUMBER: 050806	COUNCIL DISTRICT # N/A
DIVISION: Public Works	DEPARTMENT: Building Services

PROJECT BUDGET

REVENUE BREAKDOWN

REVENUE SOURCES					SALES TAX	TOTAL
PRIOR BDGTS						
PRIOR EXP						
BUDGET C/0						
2007-2008					132,000	132,000
2008-2009						
2009-2010						
2010-2011						
2011-2012						
BEYOND 2012						
TOTAL COST					132,000	132,000

EXPENDITURE BREAKDOWN

EXPENDITURE BREAKDOWN	ENGINEERING	TESTING	LAND ACQUISITION	CONSTRUCTION	OTHER	TOTAL
PRIOR BDGTS						
2007-2008	12,000			120,000		132,000
2008-2009						
2009-2010						
2010-2011						
2011-2012						
BEYOND 2012						
TOTAL COST	12,000			120,000		132,000

PROJECT SPECIFICATIONS

PROJECT DESCRIPTION:

Add new large vehicle automatic wash mechanism including new spinner arches, pump and a 2 stage chemical wash.

PROJECT JUSTIFICATION:

The existing unit fell into disrepair and is inoperable. A new pump is needed and technology upgraded to more effectively clean the exterior and bottoms of heavy and industrial equipment.

PROJECT PRIORITY:

A

START DATE:

2,007

EST TIME TO COMPLETE:

OPERATING BUDGET EFFECT:

NONE

X N/A

SEE DETAIL

PROJECT TITLE: Harold Miles Park Improvements	PROJECT CATEGORY: Public Enterprise
PROJECT NUMBER: 050807	COUNCIL DISTRICT # N/A
DIVISION: Public Works	DEPARTMENT: Building Services

PROJECT BUDGET

REVENUE BREAKDOWN

REVENUE SOURCES					SALES TAX	TOTAL
PRIOR BDGTS						
PRIOR EXP						
BUDGET C/0						
2007-2008					275,000	275,000
2008-2009						
2009-2010						
2010-2011						
2011-2012						
BEYOND 2012						
TOTAL COST					275,000	275,000

EXPENDITURE BREAKDOWN

EXPENDITURE BREAKDOWN	ENGINEERING	TESTING	LAND ACQUISITION	CONSTRUCTION	OTHER	TOTAL
PRIOR BDGTS						
2007-2008	25,000			250,000		275,000
2008-2009						
2009-2010						
2010-2011						
2011-2012						
BEYOND 2012						
TOTAL COST	25,000			250,000		275,000

PROJECT SPECIFICATIONS

PROJECT DESCRIPTION:
Renovation to Harold Miles Park includes large windows to replace screens, repair of fountain in kitchen, addition of new restrooms, new HVAV equipment, and other improvements.

PROJECT JUSTIFICATION:
This will bring the building up to health codes, provide structural integrity, and improve overall usability.

PROJECT PRIORITY: A	EST TIME TO COMPLETE: 3 Months
START DATE: 2007	
OPERATING BUDGET EFFECT:	
<input type="checkbox"/> NONE	<input checked="" type="checkbox"/> N/A
	<input type="checkbox"/> SEE DETAIL

PROJECT TITLE: HVAC Control System Upgrade - Riverfront		PROJECT CATEGORY: Public Enterprise	
PROJECT NUMBER: 050808		COUNCIL DISTRICT # N/A	
DIVISION: Public Works		DEPARTMENT: Building Services	

PROJECT BUDGET

REVENUE BREAKDOWN

REVENUE SOURCES					SALES TAX	TOTAL
PRIOR BDGTS						
PRIOR EXP						
BUDGET C/0						
2007-2008					24,000	24,000
2008-2009						
2009-2010						
2010-2011						
2011-2012						
BEYOND 2012						
TOTAL COST					24,000	24,000

EXPENDITURE BREAKDOWN

EXPENDITURE BREAKDOWN	ENGINEERING	TESTING	LAND ACQUISITION	CONSTRUCTION	OTHER	TOTAL
PRIOR BDGTS						
2007-2008					24,000	24,000
2008-2009						
2009-2010						
2010-2011						
2011-2012						
BEYOND 2012						
TOTAL COST					24,000	24,000

PROJECT SPECIFICATIONS

PROJECT DESCRIPTION:

Replace outdated and non-supported operating and control system.

PROJECT JUSTIFICATION:

The existing computer and control system is over 10 years old and DOS based. It requires frequent calibration and repairs performed by certified technicians. The system is unreliable and frequently fails to start or stop the HVAC system. The computer that runs the operating system programs ceases to function on a routine basis and has to be restarted. Upgrading this system will also require the remote operating control components to be replaced.

PROJECT PRIORITY:	A	EST TIME TO COMPLETE:	1 year
START DATE:	2007		
OPERATING BUDGET EFFECT:	<input type="checkbox"/> NONE	<input checked="" type="checkbox"/> N/A	<input type="checkbox"/> SEE DETAIL

SHEET A 2007-2008/2011-2012 CAPITAL IMPROVEMENTS PROGRAM

PROJECT TITLE: Install Air Walls - Riverfront	PROJECT CATEGORY: Public Enterprise
PROJECT NUMBER: 050809	COUNCIL DISTRICT # N/A
DIVISION: Public Works	DEPARTMENT: Building Services

PROJECT BUDGET

REVENUE BREAKDOWN

REVENUE SOURCES					SALES TAX	TOTAL
PRIOR BDGTS						
PRIOR EXP						
BUDGET C/0						
2007-2008					177,000	177,000
2008-2009						
2009-2010						
2010-2011						
2011-2012						
BEYOND 2012						
TOTAL COST					177,000	177,000

EXPENDITURE BREAKDOWN

EXPENDITURE BREAKDOWN	ENGINEERING	TESTING	LAND ACQUISITION	CONSTRUCTION	OTHER	TOTAL
PRIOR BDGTS						
2007-2008				177,000		177,000
2008-2009						
2009-2010						
2010-2011						
2011-2012						
BEYOND 2012						
TOTAL COST				177,000		177,000

PROJECT SPECIFICATIONS

PROJECT DESCRIPTION:

Installation of 2 air walls.

PROJECT JUSTIFICATION:

During original construction, the tracks and storage areas for 2 air walls were built in for the future installation of walls. The air walls were not installed due to budget constraints. Customers routinely need additional breakout space that these walls would provide if installed. Having these walls would greatly enhance the functionality of the Riverfront Center.

PROJECT PRIORITY: A

START DATE: 2007

EST TIME TO COMPLETE: 1 year

OPERATING BUDGET EFFECT:

NONE

X N/A

SEE DETAIL

SHEET A 2007-2008/2011-2012 CAPITAL IMPROVEMENTS PROGRAM

PROJECT TITLE: Digital Recorder for Security System-Riverfront	PROJECT CATEGORY: Public Enterprise
PROJECT NUMBER: 050810	COUNCIL DISTRICT # N/A
DIVISION: Public Works	DEPARTMENT: Building Services

PROJECT BUDGET

REVENUE BREAKDOWN

REVENUE SOURCES					SALES TAX	TOTAL
PRIOR BDGTS						
PRIOR EXP						
BUDGET C/0						
2007-2008					11,000	11,000
2008-2009						
2009-2010						
2010-2011						
2011-2012						
BEYOND 2012						
TOTAL COST					11,000	11,000

EXPENDITURE BREAKDOWN

EXPENDITURE BREAKDOWN	ENGINEERING	TESTING	LAND ACQUISITION	CONSTRUCTION	OTHER	TOTAL
PRIOR BDGTS						
2007-2008					11,000	11,000
2008-2009						
2009-2010						
2010-2011						
2011-2012						
BEYOND 2012						
TOTAL COST					11,000	11,000

PROJECT SPECIFICATIONS

PROJECT DESCRIPTION:
Installation of digital recorder for the Riverfront Center security system.

PROJECT JUSTIFICATION:
The Riverfront Center currently has 29 CCTV cameras. These are only monitored when a person is looking at the monitor. Recording activity would greatly enhance security and be a tool to law enforcement when necessary.

PROJECT PRIORITY: A	EST TIME TO COMPLETE: 9 months
START DATE: 2007	
OPERATING BUDGET EFFECT:	
<input type="checkbox"/> NONE	<input checked="" type="checkbox"/> N/A
	<input type="checkbox"/> SEE DETAIL

SHEET A 2007-2008/2011-2012 CAPITAL IMPROVEMENTS PROGRAM

C.39

PROJECT TITLE: Interior Information Screens - Riverfront	PROJECT CATEGORY: Public Enterprise
PROJECT NUMBER: 050811	COUNCIL DISTRICT # N/A
DIVISION: Public Works	DEPARTMENT: Building Services

PROJECT BUDGET

REVENUE BREAKDOWN

REVENUE SOURCES					SALES TAX	TOTAL
PRIOR BDGTS						
PRIOR EXP						
BUDGET C/O						
2007-2008					24,000	24,000
2008-2009						
2009-2010						
2010-2011						
2011-2012						
BEYOND 2012						
TOTAL COST					24,000	24,000

EXPENDITURE BREAKDOWN

EXPENDITURE BREAKDOWN	ENGINEERING	TESTING	LAND ACQUISITION	CONSTRUCTION	OTHER	TOTAL
PRIOR BDGTS						
2007-2008					24,000	24,000
2008-2009						
2009-2010						
2010-2011						
2011-2012						
BEYOND 2012						
TOTAL COST					24,000	24,000

PROJECT SPECIFICATIONS

PROJECT DESCRIPTION:
Installation of information screens and computer at the Riverfront Center.

PROJECT JUSTIFICATION:
The Riverfront Center currently has no means of mass communication with customers before, during, and after events. With the installing of plasma screens, computer and cabling, information would be readily available. The screens would be used to give directions, advertise future events, and inform guests of city wide events.

PROJECT PRIORITY:	A	EST TIME TO COMPLETE:	9 months
START DATE:	2007	OPERATING BUDGET EFFECT:	NONE
		X	N/A
			SEE DETAIL

SHEET A 2007-2008/2011-2012 CAPITAL IMPROVEMENTS PROGRAM

C.40

PROJECT TITLE: Keyless Lock System-Riverfront	PROJECT CATEGORY: Public Enterprise
PROJECT NUMBER: N/A	COUNCIL DISTRICT # N/A
DIVISION: Public Works	DEPARTMENT: Central Facility

PROJECT BUDGET

REVENUE BREAKDOWN

REVENUE SOURCES					SALES TAX	TOTAL
PRIOR BDGTS						
PRIOR EXP						
BUDGET C/0						
2007-2008						
2008-2009					22,000	22,000
2009-2010						
2010-2011						
2011-2012						
BEYOND 2012						
TOTAL COST					22,000	22,000

EXPENDITURE BREAKDOWN

EXPENDITURE BREAKDOWN	ENGINEERING	TESTING	LAND ACQUISITION	CONSTRUCTION	OTHER	TOTAL
PRIOR BDGTS						
2007-2008						
2008-2009					22,000	22,000
2009-2010						
2010-2011						
2011-2012						
BEYOND 2012						
TOTAL COST					22,000	22,000

PROJECT SPECIFICATIONS

PROJECT DESCRIPTION:
Keyless entry system for facility.

PROJECT JUSTIFICATION:
Provide better security for facility. Since opening in 1996, 3 "grand master" keys have been lost.

PROJECT PRIORITY: B	EST TIME TO COMPLETE: 3 Months
START DATE: 2009	
OPERATING BUDGET EFFECT:	
<input type="checkbox"/> NONE	<input checked="" type="checkbox"/> N/A
	<input type="checkbox"/> SEE DETAIL

PROJECT TITLE: Completion of Restrooms-Riverfront	PROJECT CATEGORY: Public Enterprise
PROJECT NUMBER: N/A	COUNCIL DISTRICT # N/A
DIVISION: Public Works	DEPARTMENT: Central Facility

PROJECT BUDGET

REVENUE BREAKDOWN

REVENUE SOURCES					SALES TAX	TOTAL
PRIOR BDGTS						
PRIOR EXP						
BUDGET C/0						
2007-2008						
2008-2009					135,000	135,000
2009-2010						
2010-2011						
2011-2012						
BEYOND 2012						
TOTAL COST					135,000	135,000

EXPENDITURE BREAKDOWN

EXPENDITURE BREAKDOWN	ENGINEERING	TESTING	LAND ACQUISITION	CONSTRUCTION	OTHER	TOTAL
PRIOR BDGTS						
2007-2008						
2008-2009	35,000			100,000		135,000
2009-2010						
2010-2011						
2011-2012						
BEYOND 2012	BEYOND 2012					
TOTAL COST	35,000			100,000		135,000

PROJECT SPECIFICATIONS

PROJECT DESCRIPTION:

Completion of restrooms in the lower lobby area next to the outdoor exhibit area.

PROJECT JUSTIFICATION:

During events utilizing the outdoor exhibit area, patrons presently must cross Hwy 1, enter the main lobby, and go to the second floor to use the restrooms. This is a serious safety issue due to the volume of traffic on Main Street.

PROJECT PRIORITY:	B	EST TIME TO COMPLETE:	3 Months
START DATE:	N/A	OPERATING BUDGET EFFECT:	SEE DETAIL
	NONE	X	N/A

SHEET A 2007-2008/2011-2012 CAPITAL IMPROVEMENTS PROGRAM

C.42

PROJECT TITLE: Redevelopment of Levee Area-Riverfront	PROJECT CATEGORY: Public Enterprise
PROJECT NUMBER: N/A	COUNCIL DISTRICT # N/A
DIVISION: Public Works	DEPARTMENT: Central Facility

PROJECT BUDGET

REVENUE BREAKDOWN

REVENUE SOURCES					SALES TAX	TOTAL
PRIOR BDGTS						
PRIOR EXP						
BUDGET C/O						
2007-2008						
2008-2009						
2009-2010						
2010-2011						
2011-2012						
BEYOND 2012					250,000	250,000
TOTAL COST					250,000	250,000

EXPENDITURE BREAKDOWN

EXPENDITURE BREAKDOWN	ENGINEERING	TESTING	LAND ACQUISITION	CONSTRUCTION	OTHER	TOTAL
PRIOR BDGTS						
2007-2008						
2008-2009						
2009-2010						
2010-2011						
2011-2012						
BEYOND 2012	50,000			200,000		250,000
TOTAL COST	50,000			200,000		250,000

PROJECT SPECIFICATIONS

PROJECT DESCRIPTION:
Redevelopment of the Red River Levee area near the Riverfront Center, including the expansion of the Riverfront Plaza from the back of the center to the river's edge.

PROJECT JUSTIFICATION:
This will create a more pedestrian friendly environment and leave a lasting impression on clients.

PROJECT PRIORITY: N/A	B	EST TIME TO COMPLETE: N/A	N/A
OPERATING BUDGET EFFECT: NONE	X	N/A	SEE DETAIL

SHEET A 2007-2008/2011-2012 CAPITAL IMPROVEMENTS PROGRAM

PROJECT TITLE: Add Elevator-Riverfront	PROJECT CATEGORY: Public Enterprise
PROJECT NUMBER: N/A	COUNCIL DISTRICT # N/A
DIVISION: Public Works	DEPARTMENT: Central Facility

PROJECT BUDGET

REVENUE BREAKDOWN

REVENUE SOURCES					SALES TAX	TOTAL
PRIOR BDGTS						
PRIOR EXP						
BUDGET C/0						
2007-2008						
2008-2009						
2009-2010						
2010-2011						
2011-2012						
BEYOND 2012					255,000	255,000
TOTAL COST					255,000	255,000

EXPENDITURE BREAKDOWN

EXPENDITURE BREAKDOWN	ENGINEERING	TESTING	LAND ACQUISITION	CONSTRUCTION	OTHER	TOTAL
PRIOR BDGTS						
2007-2008						
2008-2009						
2009-2010						
2010-2011						
2011-2012						
BEYOND 2012	55,000			200,000		255,000
TOTAL COST	55,000			200,000		255,000

PROJECT SPECIFICATIONS

PROJECT DESCRIPTION:

Addition of one elevator for office side of the building.

PROJECT JUSTIFICATION:

Part of the original design of the building. In order for staff to show building, clients must be taken across Main Street or up the catering elevator to access the building.

PROJECT PRIORITY: B	EST TIME TO COMPLETE: N/A
START DATE: N/A	
OPERATING BUDGET EFFECT:	SEE DETAIL
<input type="checkbox"/> NONE	<input checked="" type="checkbox"/> N/A

This Page Left Blank

TABLE OF CONTENTS

	<u><i>DRAINAGE</i></u>	<u>PAGE</u>
258705	Martin Park Flood Control	6
259202	Bayou Roberts @ Landmark	7
259603	16th St Flood Control Out Fall Structure	8
259701	Windemere Drainage Improvements	9
259802	Bayou Hynson Drainage	10
259803	McDonald Street Drainage Improvements	11
259902	Master Drainage Map Update	12
250102	North Third Street Pump Station	13
250203	Southern Heights Subdivision Drg/Street Imp	14
250204	Wooddale Housing Drainage Imp	15
250208	Empire/Baldwin to Horseshoe	16
250209	Railroad Avenue/Yoist Street to Furby Street	17
250211	Right of Ways & Servitudes	18
250303	Catch Basin Upgrade	19
250308	North Drive at Culpepper Drainage	20
250310	Culpepper Drg-Llewellyn to Sterkx Road	21
250401	England Drive Drg Imp	22
250408	McAdams/MacArthur to Vertical Channel	23
250409	Tannie Olcutt Subdivision Drg Imp	24
250411	Coldstream Avenue - Memorial to Salem	25
250413	Eola Drive - Vertical Channel to Earl Dr	26
250414	Texas Avenue - Philips to Asber St	27
250418	Acadian Park Drainage	28
250420	Cloverdale Drainage	29
250421	Residential Drainage Ditch Closure	30
250502	W Sandy Bayou/Chatlin Lake Canal to Dasplit	31
250503	Bayou Phillips Pump Station	32
250504	Hudson Blvd/Natchez to Lincoln	33
250506	Good Earth/Vine St to Terra Avenue	34
250507	Good Earth/Harvest to Vine Street	35
250508	Drg Imp Applebee's to Dorchester	36
250509	Elizabeth Street Drg Imp	37
250511	Prescott Rd - Shirley Park Pl towards Texas Av	38
250512	Pump Station Repairs	39
250514	Giamanco St Drg Imp	40
250515	Good Earth Ditch Closure	41
250602	Corn & Oak Streets Drainage	42
250603	Lancelot @ Diversion Canal	43
250604	Chatlain Lake-Willow Glen Hudson	44
250606	Bayou Crossing @ Bayou Robert	45
250608	Shenandoah Vertical Channel	46
250709	Chatlain Lake Canal Hydraulic Study	47
250710	St. Andrew's Links Fence	48

TABLE OF CONTENTS

	<u><i>DRAINAGE CONTINUED</i></u>		<u>PAGE</u>
250801	Ellis & Paul Drainage	49
*	Clearing & Grubbing Major Drains	50

**COMBINED CAPITAL PROJECTS
SOURCES OF FUNDING SUMMARY**

DRAINAGE

PROJECT IDENTIFICATION	SALES TAXES	SALES TX BONDS 04	AD VAL TAX - 88	AD VAL TAX- 03	FEDERAL FUNDS	STATE FUNDS	UTILITY FUND	UTIL REV BONDS 04	OTHER	TOTALS
										0
Acquisition-ROW/Servitudes	60,000									60,000
Catch Basin Upgrades	50,000									50,000
Elizabeth St Drainage	475,000									475,000
Prescott-Shirley Park-Texas				128,000						128,000
Pump Station Repairs	10,000									10,000
Ellis & Paul St Drainage	35,000									35,000
Total Drainage	630,000	0	0	128,000	0	0	0	0	0	758,000

**GENERAL CAPITAL PROJECTS
FIVE YEAR CAPITAL PLAN**

DRAINAGE

PROJ #	PROJECT IDENTIFICATION	BUDGET C/O	FISCAL YEAR					TOTAL 5 YEAR	BEYOND 2012	TOTAL COST
			07-08	08-09	09-10	10-11	11-12			
258705	Martin Park Flood Control	44,823						0		44,823
259202	Bayou Roberts @ Landmark	@ 854,436						0		854,436
259603	16th St Flood Control Structure	20,987		154,000				154,000		174,987
259701	Windemere Drainage	28,004						0		28,004
259802	Bayou Hynson Drainage	277,792						0		277,792
259803	McDonald St Drainage	420,906		351,300				351,300		772,206
259902	Master Drainage Map Update	45,447						0		45,447
250102	North 3rd Pump Station	53,709						0		53,709
250203	Southern Heights Drainage	138,701				85,000		598,000		821,701
250204	Woodale Housing Drainage	929,793						0		929,793
250208	Empire/Baldwin to Horseshoe	275,010						0		275,010
250211	Acquisition-ROW/Servitudes	103,995	60,000	60,000	60,000	60,000	60,000	300,000		403,995
250303	Catch Basins Upgrade	159,005	50,000	50,000	50,000	50,000	50,000	250,000		409,005
250308	North at Culpepper Drainage	@ 36,020						0		36,020
250310	Culpepper/Llewellyn	1,128,075						0	1,976,921	3,104,996
250401	England Drive Drainage	@ 5,035						0		5,035
250408	McAdams/MacArthur-Channel	1,053,397						0		1,053,397
250409	Tannie Olcott Drainage	96,050						0		96,050
250411	Coldstream/Memorial to Salem	142,216						0		142,216
250413	Eola - Vertical Channel to Earl	@ 40,000						0	325,000	365,000
250414	Texas/Phillips to Asber	@ 22,822						0	524,800	547,622
250418	Acadian Park Ditch Closure	463,424						0		463,424
250420	Cloverdale Drainage	@ 150,117						0		150,117
250421	Residential Ditch Closure	@ 1,037,994						0		1,037,994
250502	WS Bayou/Chatin/Bennett	@ 99,915						0	738,520	838,435
250503	Bayou Phillips Pump Station	@ 1,030,000						0		1,030,000
250504	Hudson/Natchez-Lincoln	1,016,993						0		1,016,993
250506	Good Earth/Vine-Terra	5,224						0		5,224
250507	Good Earth/Harvest-Vine	76,468						0		76,468
250508	Drainage/Applebee's Dorchester	@ 112,611		115,000				115,000		227,611
250509	Elizabeth Street Drainage	0	475,000	430,000				905,000		905,000
250511	Prescott/Shirley Park-Texas	765,000	128,000					128,000		893,000
250512	Pump Station Repairs	@ 54,012	10,000	10,000	10,000	10,000	10,000	50,000		104,012
250514	Giamanco Street Drainage	225,000						0		225,000
250515	Good Earth Ditch Closure	164,522						0		164,522
250602	Corn & Oak St Drainage	148,000						0		148,000
250603	Lancelot @ Diversion Canal	@ 146,000						0		146,000
250604	Chatlain Lake-Willow Glen Huds@	@ 84,320		168,300	1,209,000			1,377,300		1,461,620
250606	Bayou Crossing @ Bayou Robert	@ 24,902						0		24,902
250608	Shenandoah Vertical Channel	91,000						0		91,000
250709	Chatlain Lake Canal Hydraulic Stud	50,000						0		50,000
250710	St. Andrew's Links Fence	220,000						0		220,000
250801	Ellis & Paul Drainage	0	35,000					35,000	242,000	277,000

* Project Number to be Assigned

@ New or Revised Projects

Projects to be closed

SHEET A 2007-2008/2011-2012 CAPITAL IMPROVEMENTS PROGRAM

D.6

PROJECT TITLE: Martin Park Flood Control	PROJECT CATEGORY: Drainage
PROJECT NUMBER: 258705	COUNCIL DISTRICT # 2
DIVISION: Planning & Economic Development	DEPARTMENT: Engineering

PROJECT BUDGET

REVENUE BREAKDOWN

REVENUE SOURCES	SALES TAX	SALES TAX BONDS	STATE FUNDS	TOTAL
PRIOR BDGTS	1,002,034	59,572	19,180	1,080,786
PRIOR EXP	957,211	59,572	19,180	1,035,963
BUDGET C/0	44,823	0	0	44,823
2007-2008				
2008-2009				
2009-2010				
2010-2011				
2011-2012				
Future Funding				
TOTAL COST	1,002,034	59,572	19,180	1,080,786

EXPENDITURE BREAKDOWN

EXPENDITURE BREAKDOWN	ENGINEERING	TESTING	LAND ACQUISITION	CONSTRUCTION	OTHER	TOTAL
PRIOR BDGTS	110,324	5,000	35,000	914,862	15,600	1,080,786
2007-2008						
2008-2009						
2009-2010						
2010-2011						
2011-2012						
Future Funding						
TOTAL COST	110,324	5,000	35,000	914,862	15,600	1,080,786

PROJECT SPECIFICATIONS

PROJECT DESCRIPTION:

To construct a levee along the rear of Martin Park Subdivision from Standpipe Road to Kirkpatrick Street and provide pumps to discharge storm water towards the Diversion Canal during flooding conditions.

PROJECT JUSTIFICATION:

The City of Alexandria has received a State grant from LDOTD State Flood Control Program providing funds for the alleviation of flooding of the Martin Park Subdivision area.

PROJECT PRIORITY: A

START DATE: Under Construction

EST TIME TO COMPLETE: Under Construction

OPERATING BUDGET EFFECT:

NONE

X N/A

SEE DETAIL

SHEET A 2007-2008/2011-2012 CAPITAL IMPROVEMENTS PROGRAM

D.7

PROJECT TITLE: Bayou Roberts at Landmark	PROJECT CATEGORY: Drainage
PROJECT NUMBER: 259202	COUNCIL DISTRICT # 5
DIVISION: Planning & Economic Development	DEPARTMENT: Engineering

PROJECT BUDGET

REVENUE BREAKDOWN

REVENUE SOURCES	SALES TAX	PROPERTY TAX - 88	TOTAL
PRIOR BDGTS	726,000	1,276,030	2,002,030
PRIOR EXP	61,529	1,086,065	1,147,594
BUDGET C/O	664,471	189,965	854,436
2007-2008			
2008-2009			
2009-2010			
2010-2011			
2011-2012			
Future Funding			
TOTAL COST	726,000	1,276,030	2,002,030

EXPENDITURE BREAKDOWN

EXPENDITURE BREAKDOWN	ENGINEERING	TESTING	LAND ACQUISITION	CONSTRUCTION	OTHER	TOTAL
PRIOR BDGTS	153,000	2,500	81,000	1,722,961	42,569	2,002,030
2007-2008						
2008-2009						
2009-2010						
2010-2011						
2011-2012						
Future Funding						
TOTAL COST	153,000	2,500	81,000	1,722,961	42,569	2,002,030

PROJECT SPECIFICATIONS

PROJECT DESCRIPTION:

Installation of storm sewer pipe between Landmark Subdivision and Bellina Farms, from Bayou Roberts to Tenneyson Oak Drive; construction of earthen ditch from rear of Landmark Subdivision to the Diversion Canal; construction of control structure in Bayou Roberts and all additional drainage appurtenances.

PROJECT JUSTIFICATION:

This project was included on Proposition No. 2 (Drainage Improvement Tax).

PROJECT PRIORITY: A

START DATE: January 2000

EST TIME TO COMPLETE: 6 Years

OPERATING BUDGET EFFECT:

NONE

N/A

SEE DETAIL

SHEET A 2007-2008/2011-2012 CAPITAL IMPROVEMENTS PROGRAM

D.8

PROJECT TITLE: 16th Street Flood Control Out Fall Structure	PROJECT CATEGORY: Drainage
PROJECT NUMBER: 259603	COUNCIL DISTRICT # 1
DIVISION: Planning & Economic Development	DEPARTMENT: Engineering

PROJECT BUDGET

REVENUE BREAKDOWN

REVENUE SOURCES					SALES TAX	TOTAL
PRIOR BDGTS					26,000	26,000
PRIOR EXP					5,013	5,013
BUDGET C/O					20,987	20,987
2007-2008					154,000	154,000
2008-2009						
2009-2010						
2010-2011						
2011-2012						
Future Funding						
TOTAL COST					180,000	180,000

EXPENDITURE BREAKDOWN

EXPENDITURE BREAKDOWN	ENGINEERING	TESTING	LAND ACQUISITION	CONSTRUCTION	OTHER	TOTAL
PRIOR BDGTS	15,000	500		5,000	5,500	26,000
2007-2008				154,000		154,000
2008-2009						
2009-2010						
2010-2011						
2011-2012						
Future Funding						
TOTAL COST	15,000	500		159,000	5,500	180,000

PROJECT SPECIFICATIONS

PROJECT DESCRIPTION:

Reconstruction of concrete slope pavement located at 16th Street Flood Gate Out Fall Structure.

PROJECT JUSTIFICATION:

During the construction of Flood Control improvements at the 16th Street Flood Control Structure we noticed failures to the existing slope pavement. Prior to the completion of this project several concrete panels failed due to tremendous voids under the pavement. The concrete pavement needs to be replaced soon to prevent erosion in this area and possible liability to the City in the event someone falls on the pavement.

PROJECT PRIORITY: A

START DATE: October 2006

EST TIME TO COMPLETE: Three Months

OPERATING BUDGET EFFECT:

X NONE

N/A

SEE DETAIL

SHEET A 2007-2008/2011-2012 CAPITAL IMPROVEMENTS PROGRAM

D.9

PROJECT TITLE: Winderemere Drainage Improvements	PROJECT CATEGORY: Drainage
PROJECT NUMBER: 259701	COUNCIL DISTRICT # 3
DIVISION: Planning & Economic Development	DEPARTMENT: Engineering

PROJECT BUDGET

REVENUE BREAKDOWN

REVENUE SOURCES					SALES TAX	TOTAL
PRIOR BDGTS					355,800	355,800
PRIOR EXP					327,796	327,796
BUDGET C/0					28,004	28,004
2007-2008						
2008-2009						
2009-2010						
2010-2011						
2011-2012						
Future Funding						
TOTAL COST					355,800	355,800

EXPENDITURE BREAKDOWN

EXPENDITURE BREAKDOWN	ENGINEERING	TESTING	LAND ACQUISITION	CONSTRUCTION	OTHER	TOTAL
PRIOR BDGTS	49,000	2,000	60,000	233,000	11,800	355,800
2007-2008						
2008-2009						
2009-2010						
2010-2011						
2011-2012						
Future Funding						
TOTAL COST	49,000	2,000	60,000	233,000	11,800	355,800

PROJECT SPECIFICATIONS

PROJECT DESCRIPTION:

Installation of 48", 36" 24" and 18" RCP pipe, catch basins and additional drainage appurtenances.

PROJECT JUSTIFICATION:

Property is being developed along Winderemere Boulevard and the existing drainage system will not accommodate present development. There is only one vacant parcel of land located between the Diversion Canal and Winderemere Boulevard in which drainage improvements can be placed on without major construction cost.

Proposed drainage improvements should be ample to handle the proposed development for the remainder of this area.

PROJECT PRIORITY: A

START DATE: August 2002

EST TIME TO COMPLETE: 3 Years

OPERATING BUDGET EFFECT:

NONE

N/A

SEE DETAIL

SHEET A 2007-2008/2011-2012 CAPITAL IMPROVEMENTS PROGRAM

D.10

PROJECT TITLE: Bayou Hynson Drainage		PROJECT CATEGORY: Drainage	
PROJECT NUMBER: 259802		COUNCIL DISTRICT # 2	
DIVISION: Planning & Economic Development		DEPARTMENT: Engineering	

PROJECT BUDGET

REVENUE BREAKDOWN

REVENUE SOURCES	UTILITY FUNDS	OTHER	PROPERTY TAX - 98	TOTAL
PRIOR BDGTS	22,080	100,000	1,772,333	1,894,413
PRIOR EXP	22,080	100,000	1,494,541	1,616,621
BUDGET C/0	0	0	277,792	277,792
2007-2008				
2008-2009				
2009-2010				
2010-2011				
2011-2012				
Future Funding				
TOTAL COST	22,080	100,000	1,772,333	1,894,413

EXPENDITURE BREAKDOWN

EXPENDITURE BREAKDOWN	ENGINEERING	TESTING	LAND ACQUISITION	CONSTRUCTION	OTHER	TOTAL
PRIOR BDGTS	135,000	5,000	85,333	1,615,080	54,000	1,894,413
2007-2008						
2008-2009						
2009-2010						
2010-2011						
2011-2012						
Future Funding						
TOTAL COST	135,000	5,000	85,333	1,615,080	54,000	1,894,413

PROJECT SPECIFICATIONS

PROJECT DESCRIPTION:

Installation of a double 10' x 7' RCB; 20' x 7', 21' x 7' and 7' x 7' Vertical Channel; 18", 24" 30" and 36" RCP; concrete access ramp; concrete headwalls; removal of existing chain link fence; installation of 6' high chain link fence on both sides of the drainage improvements; relocation of all affected utilities; and any other drainage appurtenances required to construct this Project.

PROJECT JUSTIFICATION:

Project was approved as part of the 1998 Property Tax Issue.

PROJECT PRIORITY: A

START DATE: Under Construction

EST TIME TO COMPLETE: 1 Year

OPERATING BUDGET EFFECT:

NONE

N/A

SEE DETAIL

SHEET A 2007-2008/2011-2012 CAPITAL IMPROVEMENTS PROGRAM

D.11

PROJECT TITLE: McDonald Street Drainage Improvements	PROJECT CATEGORY: Drainage
PROJECT NUMBER: 259803	COUNCIL DISTRICT # 3
DIVISION: Planning & Economic Development	DEPARTMENT: Engineering

PROJECT BUDGET

REVENUE BREAKDOWN

REVENUE SOURCES	FEDERAL	UTILITY FUNDS	SALES TAX BONDS 2004	SALES TAX	TOTAL
PRIOR BDGTS		175,000	97,601	518,399	791,000
PRIOR EXP		21,213	89,226	259,655	370,094
BUDGET C/O		153,787	8,375	258,744	420,906
2007-2008					
2008-2009	250,000	69,000		32,300	351,300
2009-2010					
2010-2011					
2011-2012					
Future Funding					
TOTAL COST	250,000	244,000	97,601	550,699	1,142,300

EXPENDITURE BREAKDOWN

EXPENDITURE BREAKDOWN	ENGINEERING	TESTING	LAND ACQUISITION	CONSTRUCTION	OTHER	TOTAL
PRIOR BDGTS	184,000	3,500	12,500	579,000	12,000	791,000
2007-2008						
2008-2009				351,300		351,300
2009-2010						
2010-2011						
2011-2012						
Future Funding						
TOTAL COST	184,000	3,500	12,500	930,300	12,000	1,142,300

PROJECT SPECIFICATIONS

PROJECT DESCRIPTION:

Installation of 15", 18", 24" and 36" RC pipe; catch basins; reshaping existing ditch; reconstructing McDonald Street with 6" concrete pavement 24 feet wide, relocating existing utilities, and installing all additional appurtenances required to construct this project.

PROJECT JUSTIFICATION:

City has received complaints from residents residing on McDonald Street concerning flooding of their street. Storm water drains towards Lincoln Road; however, there is neither a ditch nor an easement in which drainage improvements could be installed.

PROJECT PRIORITY: A

START DATE: October 2005

EST TIME TO COMPLETE: 1 Year

OPERATING BUDGET EFFECT:

NONE

N/A

SEE DETAIL

SHEET A 2007-2008/2011-2012 CAPITAL IMPROVEMENTS PROGRAM

D.12

PROJECT TITLE: Master Drainage Map Update		PROJECT CATEGORY: Drainage	
PROJECT NUMBER: 259902		COUNCIL DISTRICT # All	
DIVISION: Planning & Economic Development		DEPARTMENT: Engineering	

PROJECT BUDGET

REVENUE BREAKDOWN

REVENUE SOURCES					SALES TAX	TOTAL
PRIOR BDGTS					70,000	70,000
PRIOR EXP					24,553	24,553
BUDGET C/O					45,447	45,447
2007-2008						
2008-2009						
2009-2010						
2010-2011						
2011-2012						
Future Funding						
TOTAL COST					70,000	70,000

EXPENDITURE BREAKDOWN

EXPENDITURE BREAKDOWN	ENGINEERING	TESTING	LAND ACQUISITION	CONSTRUCTION	OTHER	TOTAL
PRIOR BDGTS	52,000				18,000	70,000
2007-2008						
2008-2009						
2009-2010						
2010-2011						
2011-2012						
Future Funding						
TOTAL COST	52,000				18,000	70,000

PROJECT SPECIFICATIONS

PROJECT DESCRIPTION:

To update the City's Master Drainage Map.

PROJECT JUSTIFICATION:

The City had a Master Drainage Study made in 1982, this study now needs to be updated to address development within our Corp. Limits and to have future projects designed using current design methods.

PROJECT PRIORITY: A

START DATE: Ongoing

EST TIME TO COMPLETE: Ongoing

OPERATING BUDGET EFFECT:

NONE

N/A

SEE DETAIL

SHEET A 2007-2008/2011-2012 CAPITAL IMPROVEMENTS PROGRAM

D.13

PROJECT TITLE: North Third Street Pump Station		PROJECT CATEGORY: Drainage	
PROJECT NUMBER: 250102		COUNCIL DISTRICT # 3	
DIVISION: Planning & Economic Development		DEPARTMENT: Engineering	

PROJECT BUDGET

REVENUE BREAKDOWN

REVENUE SOURCES					SALES TAX	TOTAL
PRIOR BDGTS					443,444	443,444
PRIOR EXP					389,735	389,735
BUDGET C/O					53,709	53,709
2007-2008						
2008-2009						
2009-2010						
2010-2011						
2011-2012						
Future Funding						
TOTAL COST					443,444	443,444

EXPENDITURE BREAKDOWN

EXPENDITURE BREAKDOWN	ENGINEERING	TESTING	LAND ACQUISITION	CONSTRUCTION	OTHER	TOTAL
PRIOR BDGTS	27,700	2,000	7,000	400,944	5,800	443,444
2007-2008						
2008-2009						
2009-2010						
2010-2011						
2011-2012						
Future Funding						
TOTAL COST	27,700	2,000	7,000	400,944	5,800	443,444

PROJECT SPECIFICATIONS

PROJECT DESCRIPTION:
Installation of one pump and outfall structure.

PROJECT JUSTIFICATION:
The City has had to depend on the Levee Board to provide pumps to protect the North Third Street Area. In the past, the Levee Board has been very dependable; however, with the deterioration of the control structure and the increase of flooding within the Levee District, I am not sure if we will continue receiving the protection we have come a custom to. For the past several years, we have had at least two flood events in this area per year and we need to plan for our own protection in lieu of depending on the Levee Board coming to our rescue.

PROJECT PRIORITY: A
START DATE: February 2006 **EST TIME TO COMPLETE:** Six Months
OPERATING BUDGET EFFECT:
 NONE N/A SEE DETAIL

SHEET A 2007-2008/2011-2012 CAPITAL IMPROVEMENTS PROGRAM

D.14

PROJECT TITLE: Southern Heights Subdivision Drainage/Street Improvements	PROJECT CATEGORY: Drainage
PROJECT NUMBER: 250203	COUNCIL DISTRICT # 2
DIVISION: Planning & Economic Development	DEPARTMENT: Engineering

PROJECT BUDGET

REVENUE BREAKDOWN

REVENUE SOURCES	UTILITY FUNDS	SALES TAX BONDS 2004	SALES TAX	TOTAL
PRIOR BDGTS	77,000	846,644	25,736	949,380
PRIOR EXP	61,910	723,033	25,736	810,679
BUDGET C/0	15,090	123,611	0	138,701
2007-2008				
2008-2009				
2009-2010				
2010-2011			85,000	85,000
2011-2012	45,000		553,000	598,000
Future Funding				
TOTAL COST	122,000	846,644	663,736	1,632,380

EXPENDITURE BREAKDOWN

EXPENDITURE BREAKDOWN	ENGINEERING	TESTING	LAND ACQUISITION	CONSTRUCTION	OTHER	TOTAL
PRIOR BDGTS	56,000	3,500	12,500	863,380	14,000	949,380
2007-2008						
2008-2009						
2009-2010						
2010-2011	85,000					85,000
2011-2012				598,000		598,000
Future Funding						
TOTAL COST	141,000	3,500	12,500	1,461,380	14,000	1,632,380

PROJECT SPECIFICATIONS

PROJECT DESCRIPTION: Installation of 15", 18", 24" and 30" RCP, catch basins, 24 feet wide 6" thick concrete street with curb and gutters, relocation of utilities and all additional street and drainage appurtenances required to complete this Project. Street and drainage improvements are to be provided on Jefferson Street from Lee Street to Joseph Street, on Joseph Street from Jefferson Street to Carlton Street and on Carlton Street from Joseph Street to Green Street.			
PROJECT JUSTIFICATION: The existing drainage facility is inadequate to accommodate the storm flow in this neighborhood. Street and drainage improvements are proposed to reduce flooding.			
PROJECT PRIORITY: A	EST TIME TO COMPLETE: Four Months		
START DATE: June 2005			
OPERATING BUDGET EFFECT: <input checked="" type="checkbox"/> NONE	<input type="checkbox"/> N/A	<input type="checkbox"/> SEE DETAIL	

PROJECT TITLE: Wooddale Housing Drainage Improvement	PROJECT CATEGORY: Drainage
PROJECT NUMBER: 250204	COUNCIL DISTRICT # 1
DIVISION: Planning & Economic Development	DEPARTMENT: Engineering

PROJECT BUDGET

REVENUE BREAKDOWN

REVENUE SOURCES				UTILITY FUNDS	SALES TAX	TOTAL
PRIOR BDGTS				76,000	1,394,000	1,470,000
PRIOR EXP					540,207	540,207
BUDGET C/O				76,000	853,793	929,793
2007-2008						
2008-2009						
2009-2010						
2010-2011						
2011-2012						
Future Funding						
TOTAL COST				76,000	1,394,000	1,470,000

EXPENDITURE BREAKDOWN

EXPENDITURE BREAKDOWN	ENGINEERING	TESTING	LAND ACQUISITION	CONSTRUCTION	OTHER	TOTAL
PRIOR BDGTS	70,000	3,500	25,000	1,353,000	18,500	1,470,000
2007-2008						
2008-2009						
2009-2010						
2010-2011						
2011-2012						
Future Funding						
TOTAL COST	70,000	3,500	25,000	1,353,000	18,500	1,470,000

PROJECT SPECIFICATIONS

PROJECT DESCRIPTION:

Construction of an earthen ditch from Enterprise Road to Martha Lane., Installation of box culverts across Bolton Avenue (La 1), catch basins, 15", 18" 24" and 30" RCP under driveways and streets to convey storm water to Martha Lane from Enterprise Road and all additional appurtenances to complete this project.

PROJECT JUSTIFICATION:

Shown on the Master Drainage Map. In addition, this project should reduce flooding in the Wooddale Housing Project as well as provide the City with an improved infrastructure for future development along Bolton Avenue.

PROJECT PRIORITY: A

START DATE: August 2005

EST TIME TO COMPLETE: 5 Months

OPERATING BUDGET EFFECT:

NONE

N/A

SEE DETAIL

SHEET A 2007-2008/2011-2012 CAPITAL IMPROVEMENTS PROGRAM

D.16

PROJECT TITLE: Empire/Baldwin to Horseshoe		PROJECT CATEGORY: Drainage	
PROJECT NUMBER: 250208		COUNCIL DISTRICT # 4	
DIVISION: Planning & Economic Development		DEPARTMENT: Engineering	

PROJECT BUDGET

REVENUE BREAKDOWN

REVENUE SOURCES	OTHER	PROPERTY TAX 2003	SALES TAX	TOTAL
PRIOR BDGTS	9,416	852,584	44,000	906,000
PRIOR EXP	9,416	581,910	39,664	630,990
BUDGET C/O	0	270,674	4,336	275,010
2007-2008				
2008-2009				
2009-2010				
2010-2011				
2011-2012				
Future Funding				
TOTAL COST	9,416	852,584	44,000	906,000

EXPENDITURE BREAKDOWN

EXPENDITURE BREAKDOWN	ENGINEERING	TESTING	LAND ACQUISITION	CONSTRUCTION	OTHER	TOTAL
PRIOR BDGTS	55,000	4,500	30,000	800,000	16,500	906,000
2007-2008						
2008-2009						
2009-2010						
2010-2011						
2011-2012						
Future Funding						
TOTAL COST	55,000	4,500	30,000	800,000	16,500	906,000

PROJECT SPECIFICATIONS

PROJECT DESCRIPTION:

Install reinforced concrete pipe and other drainage appurtenances along Empire Drive from the intersection of Baldwin Avenue to Horseshoe Canal.

PROJECT JUSTIFICATION:

Storm water flows down Empire Drive to the intersection of Baldwin Avenue from MacArthur Drive then continues down Empire Drive to an open ditch which flows into the Horseshoe Canal. During medium or greater rain fall the intersection of Empire Drive at Baldwin Avenue is flooded. This street is heavily used as a means of travel from Sterkx Road to MacArthur Drive.

PROJECT PRIORITY:

B

START DATE: June 2005

EST TIME TO COMPLETE:

Four Months

OPERATING BUDGET EFFECT:

NONE

N/A

SEE DETAIL

SHEET A 2007-2008/2011-2012 CAPITAL IMPROVEMENTS PROGRAM

D.17

PROJECT TITLE: Right of Ways & Servitudes	PROJECT CATEGORY: Drainage
PROJECT NUMBER: 250211	COUNCIL DISTRICT # All
DIVISION: Planning & Economic Development	DEPARTMENT: Engineering

PROJECT BUDGET

REVENUE BREAKDOWN

REVENUE SOURCES					SALES TAX	TOTAL
PRIOR BDGTS					190,000	190,000
PRIOR EXP					86,005	86,005
BUDGET C/0					103,995	103,995
2007-2008					60,000	60,000
2008-2009					60,000	60,000
2009-2010					60,000	60,000
2010-2011					60,000	60,000
2011-2012					60,000	60,000
Future Funding						
TOTAL COST					490,000	490,000

EXPENDITURE BREAKDOWN

EXPENDITURE BREAKDOWN	ENGINEERING	TESTING	LAND ACQUISITION	CONSTRUCTION	OTHER	TOTAL
PRIOR BDGTS			165,000		25,000	190,000
2007-2008			60,000			60,000
2008-2009			60,000			60,000
2009-2010			60,000			60,000
2010-2011			60,000			60,000
2011-2012			60,000			60,000
Future Funding						
TOTAL COST			465,000		25,000	490,000

PROJECT SPECIFICATIONS

PROJECT DESCRIPTION:
To purchase right-of-ways or servitudes from property owners for the Street Department.

PROJECT JUSTIFICATION:
Needed to maintain existing ditches in the City's corporate limits.

PROJECT PRIORITY: A

START DATE: Ongoing **EST TIME TO COMPLETE:** Ongoing

OPERATING BUDGET EFFECT:
 NONE N/A SEE DETAIL

PROJECT TITLE: Catch Basin Upgrade		PROJECT CATEGORY: Drainage	
PROJECT NUMBER: 250303		COUNCIL DISTRICT # All	
DIVISION: Planning & Economic Development		DEPARTMENT: Engineering	

PROJECT BUDGET

REVENUE BREAKDOWN

REVENUE SOURCES					SALES TAX	TOTAL
PRIOR BDGTS					200,000	200,000
PRIOR EXP					40,995	40,995
BUDGET C/0					159,005	159,005
2007-2008					50,000	50,000
2008-2009					50,000	50,000
2009-2010					50,000	50,000
2010-2011					50,000	50,000
2011-2012					50,000	50,000
Future Funding						
TOTAL COST					450,000	450,000

EXPENDITURE BREAKDOWN

EXPENDITURE BREAKDOWN	ENGINEERING	TESTING	LAND ACQUISITION	CONSTRUCTION	OTHER	TOTAL
PRIOR BDGTS				200,000		200,000
2007-2008				50,000		50,000
2008-2009				50,000		50,000
2009-2010				50,000		50,000
2010-2011				50,000		50,000
2011-2012				50,000		50,000
Future Funding						
TOTAL COST				450,000		450,000

PROJECT SPECIFICATIONS

PROJECT DESCRIPTION:

Upgrading catch basins throughout the City to the City's new standard.

PROJECT JUSTIFICATION:

PROJECT PRIORITY:

A

START DATE:

On Going

EST TIME TO COMPLETE:

N/A

OPERATING BUDGET EFFECT:

X NONE

N/A

SEE DETAIL

PROJECT TITLE: North Drive at Culpepper Drainage		PROJECT CATEGORY: Drainage	
PROJECT NUMBER: 250308		COUNCIL DISTRICT # 2	
DIVISION: Planning & Economic Development		DEPARTMENT: Engineering	

PROJECT BUDGET

REVENUE BREAKDOWN

REVENUE SOURCES					SALES TAX BONDS 2004	TOTAL
PRIOR BDGTS					458,000	458,000
PRIOR EXP					421,980	421,980
BUDGET C/O					36,020	36,020
2007-2008						
2008-2009						
2009-2010						
2010-2011						
2011-2012						
Future Funding						
TOTAL COST					458,000	458,000

EXPENDITURE BREAKDOWN

EXPENDITURE BREAKDOWN	ENGINEERING	TESTING	LAND ACQUISITION	CONSTRUCTION	OTHER	TOTAL
PRIOR BDGTS		1,000	6,000	442,000	9,000	458,000
2007-2008						
2008-2009						
2009-2010						
2010-2011						
2011-2012						
Future Funding						
TOTAL COST		1,000	6,000	442,000	9,000	458,000

PROJECT SPECIFICATIONS

PROJECT DESCRIPTION:

Installation of 15", 18", 24", 30" and 36" RCP, catch basins, street and driveway pavement removal and replacement, relocation of utilities and all additional drainage appurtenances necessary to complete this Project.

PROJECT JUSTIFICATION:

Storm water drains along North Drive from Horseshoe Drive to Culpepper Road during rain events. Due to the length of North Drive and the absence of catch basins for the collection of storm water, North Drive floods during medium rain events. The propose project will provide needed catch basins to collect storm water and flooding along North Drive should be reduce substantially.

PROJECT PRIORITY: A

START DATE: Under Construction

EST TIME TO COMPLETE: Under Construction

OPERATING BUDGET EFFECT:

X NONE

N/A

SEE DETAIL

SHEET A 2007-2008/2011-2012 CAPITAL IMPROVEMENTS PROGRAM

D.20

PROJECT TITLE: Culpepper Drainage-Llewellyn to Sterkx Road	PROJECT CATEGORY: Drainage
PROJECT NUMBER: 250310	COUNCIL DISTRICT # 2
DIVISION: Planning & Economic Development	DEPARTMENT: Engineering

PROJECT BUDGET

REVENUE BREAKDOWN

REVENUE SOURCES	SALES TAX	PROPERTY TAX 2003	PROPERTY TAX - 98	TOTAL
PRIOR BDGTS		90,000	1,629,827	1,719,827
PRIOR EXP		8,378	583,374	591,752
BUDGET C/0		81,622	1,046,453	1,128,075
2007-2008				
2008-2009				
2009-2010				
2010-2011				
2011-2012				
Future Funding	1,976,921			1,976,921
TOTAL COST	1,976,921	90,000	1,629,827	3,696,748

EXPENDITURE BREAKDOWN

EXPENDITURE BREAKDOWN	ENGINEERING	TESTING	LAND ACQUISITION	CONSTRUCTION	OTHER	TOTAL
PRIOR BDGTS	160,000	2,000	20,000	1,529,827	8,000	1,719,827
2007-2008						
2008-2009						
2009-2010						
2010-2011						
2011-2012						
Future Funding				1,976,921		1,976,921
TOTAL COST	160,000	2,000	20,000	3,506,748	8,000	3,696,748

PROJECT SPECIFICATIONS

PROJECT DESCRIPTION:

Installation of 15", 18", 42" 48", 54" and 60" RCP along Culpepper Road from Llewellyn Ditch towards Sterkx Road with catch basins any and all drainage appurtenances required to complete this project.

PROJECT JUSTIFICATION:

Project approved as part of 1998 Property Tax Issue.

PROJECT PRIORITY: A

START DATE: August 2005

EST TIME TO COMPLETE: 6 Months

OPERATING BUDGET EFFECT:

NONE

N/A

SEE DETAIL

SHEET A 2007-2008/2011-2012 CAPITAL IMPROVEMENTS PROGRAM

D.21

PROJECT TITLE: England Drive Drainage Improvements	PROJECT CATEGORY: Drainage
PROJECT NUMBER: 250401	COUNCIL DISTRICT # 1
DIVISION: Planning & Economic Development	DEPARTMENT: Engineering

PROJECT BUDGET

REVENUE BREAKDOWN

REVENUE SOURCES					SALES TAX	TOTAL
PRIOR BDGTS					123,281	123,281
PRIOR EXP					118,246	118,246
BUDGET C/0					5,035	5,035
2007-2008						
2008-2009						
2009-2010						
2010-2011						
2011-2012						
Future Funding						
TOTAL COST					123,281	123,281

EXPENDITURE BREAKDOWN

EXPENDITURE BREAKDOWN	ENGINEERING	TESTING	LAND ACQUISITION	CONSTRUCTION	OTHER	TOTAL
PRIOR BDGTS	19,281	1,000	4,000	90,000	9,000	123,281
2007-2008						
2008-2009						
2009-2010						
2010-2011						
2011-2012						
Future Funding						
TOTAL COST	19,281	1,000	4,000	90,000	9,000	123,281

PROJECT SPECIFICATIONS

PROJECT DESCRIPTION:

Installation of 24" and 42" RCP, catch basins, replacement of concrete street, and all additional drainage appurtenances required to improve drainage along England Drive.

PROJECT JUSTIFICATION:

The storm water pipe, located in the existing ditch along England Drive, is too small to handle the volume of water flowing within the earthen ditch along England Drive. By replacing this pipe, flooding of property and streets adjacent to England Drive should be reduced.

PROJECT PRIORITY: A

START DATE: Under Construction

EST TIME TO COMPLETE:

Under Construction

OPERATING BUDGET EFFECT:

X NONE

N/A

SEE DETAIL

SHEET A 2007-2008/2011-2012 CAPITAL IMPROVEMENTS PROGRAM

D.22

PROJECT TITLE: McAdams Ditch/MacArthur Dr to Existing Concrete Vertical Channel		PROJECT CATEGORY: Drainage	
PROJECT NUMBER: 250408		COUNCIL DISTRICT # 5	
DIVISION: Planning & Economic Development		DEPARTMENT: Engineering	

PROJECT BUDGET

REVENUE BREAKDOWN

REVENUE SOURCES				SALES TAX BONDS 2004	PROPERTY TAX 2003	TOTAL
PRIOR BDGTS				46,500	1,076,500	1,123,000
PRIOR EXP				43,720	25,883	69,603
BUDGET C/O				2,780	1,050,617	1,053,397
2007-2008						
2008-2009						
2009-2010						
2010-2011						
2011-2012						
Future Funding						
TOTAL COST				46,500	1,076,500	1,123,000

EXPENDITURE BREAKDOWN

EXPENDITURE BREAKDOWN	ENGINEERING	TESTING	LAND ACQUISITION	CONSTRUCTION	OTHER	TOTAL
PRIOR BDGTS	52,000	4,500	30,000	1,013,000	23,500	1,123,000
2007-2008						
2008-2009						
2009-2010						
2010-2011						
2011-2012						
Future Funding						
TOTAL COST	52,000	4,500	30,000	1,013,000	23,500	1,123,000

PROJECT SPECIFICATIONS

PROJECT DESCRIPTION:

Installation of concrete vertical channel; chain link fencing; connection of existing drainage pipe and all additional drainage appurtenances required for this project.

PROJECT JUSTIFICATION:

Improvements for this area is shown on the Master Drainage Map.

PROJECT PRIORITY: A

START DATE: February 2006

EST TIME TO COMPLETE: Six Months

OPERATING BUDGET EFFECT:

NONE

N/A

SEE DETAIL

SHEET A 2007-2008/2011-2012 CAPITAL IMPROVEMENTS PROGRAM

D.23

PROJECT TITLE: Tannie Olcutt Subdivision Drainage Improvements	PROJECT CATEGORY: Drainage
PROJECT NUMBER: 250409	COUNCIL DISTRICT # 4
DIVISION: Planning & Economic Development	DEPARTMENT: Engineering

PROJECT BUDGET

REVENUE BREAKDOWN

REVENUE SOURCES					SALES TAX BONDS 2004	TOTAL
PRIOR BDGTS					148,000	148,000
PRIOR EXP					51,950	51,950
BUDGET C/0					96,050	96,050
2007-2008						
2008-2009						
2009-2010						
2010-2011						
2011-2012						
Future Funding						
TOTAL COST					148,000	148,000

EXPENDITURE BREAKDOWN

EXPENDITURE BREAKDOWN	ENGINEERING	TESTING	LAND ACQUISITION	CONSTRUCTION	OTHER	TOTAL
PRIOR BDGTS	20,000	500	10,000	109,000	8,500	148,000
2007-2008						
2008-2009						
2009-2010						
2010-2011						
2011-2012						
Future Funding						
TOTAL COST	20,000	500	10,000	109,000	8,500	148,000

PROJECT SPECIFICATIONS

PROJECT DESCRIPTION:

Installation of 18" RCP, catch basins and other drainage appurtenances required to complete this project.

PROJECT JUSTIFICATION:

The rear lots of homes located in Tannie Olcutt Subdivision flood and have no where to drain. Project will provide a catch basin to collect storm water and direct it to an existing drainage system on Olcutt Street.

PROJECT PRIORITY: A

START DATE: July 2005

EST TIME TO COMPLETE: Two months

OPERATING BUDGET EFFECT:

NONE

N/A

SEE DETAIL

SHEET A 2007-2008/2011-2012 CAPITAL IMPROVEMENTS PROGRAM

D.24

PROJECT TITLE: Coldstream Ave - Memorial to Salem	PROJECT CATEGORY: Drainage
PROJECT NUMBER: 250411	COUNCIL DISTRICT # 4
DIVISION: Planning & Economic Development	DEPARTMENT: Engineering

PROJECT BUDGET

REVENUE BREAKDOWN

REVENUE SOURCES					SALES TAX	TOTAL
PRIOR BDGTS					207,000	207,000
PRIOR EXP					64,784	64,784
BUDGET C/0					142,216	142,216
2007-2008						
2008-2009						
2009-2010						
2010-2011						
2011-2012						
Future Funding						
TOTAL COST					207,000	207,000

EXPENDITURE BREAKDOWN

EXPENDITURE BREAKDOWN	ENGINEERING	TESTING	LAND ACQUISITION	CONSTRUCTION	OTHER	TOTAL
PRIOR BDGTS	17,000	1,500	2,000	181,000	5,500	207,000
2007-2008						
2008-2009						
2009-2010						
2010-2011						
2011-2012						
Future Funding						
TOTAL COST	17,000	1,500	2,000	181,000	5,500	207,000

PROJECT SPECIFICATIONS

PROJECT DESCRIPTION:

Installation of 15", 18" and 24" RCP, catch basins, replacement of concrete sidewalk and street pavement, and all drainage appurtenances required to construct this project.

PROJECT JUSTIFICATION:

Coldstream floods during medium to heavy rains. additional catch basins are needed to collect the storm water and get it off the street. This project will greatly reduce the flooding along Coldstream.

PROJECT PRIORITY: A

START DATE: August 2005

EST TIME TO COMPLETE: Four Months

OPERATING BUDGET EFFECT:

NONE

N/A

SEE DETAIL

SHEET A 2007-2008/2011-2012 CAPITAL IMPROVEMENTS PROGRAM

D.25

PROJECT TITLE: Eola Dr - Vertical Channel to Earl Dr	PROJECT CATEGORY: Drainage
PROJECT NUMBER: 250413	COUNCIL DISTRICT # 5
DIVISION: Planning & Economic Development	DEPARTMENT: Engineering

PROJECT BUDGET

REVENUE BREAKDOWN

REVENUE SOURCES				UTILITY FUNDS	SALES TAX	TOTAL
PRIOR BDGTS					40,994	40,994
PRIOR EXP					994	994
BUDGET C/0					40,000	40,000
2007-2008						
2008-2009						
2009-2010						
2010-2011						
2011-2012						
Future Funding				20,000	305,000	325,000
TOTAL COST				20,000	345,994	365,994

EXPENDITURE BREAKDOWN

EXPENDITURE BREAKDOWN	ENGINEERING	TESTING	LAND ACQUISITION	CONSTRUCTION	OTHER	TOTAL
PRIOR BDGTS	40,994					40,994
2007-2008						
2008-2009						
2009-2010						
2010-2011						
2011-2012						
Future Funding				325,000		325,000
TOTAL COST	40,994			325,000		365,994

PROJECT SPECIFICATIONS

PROJECT DESCRIPTION:

Installation of 15", 24", 36" and 42" RCP along Eola Drive, catch basins, street and driveway replacement and all additional drainage appurtenances required for the construction of this project.

PROJECT JUSTIFICATION:

There is only one set of catch basins located on Eola Drive at Club House Drive. The majority of storm water for DeSelle Subdivision drains to these catch basins and during light to medium rains the intersection of Eola and Earl Drive is flooded. The installation of pipe and catch basins will greatly reduce flooding in this area.

PROJECT PRIORITY: A

START DATE: March 2006

EST TIME TO COMPLETE: Four Months

OPERATING BUDGET EFFECT:

X NONE

N/A

SEE DETAIL

SHEET A 2007-2008/2011-2012 CAPITAL IMPROVEMENTS PROGRAM

D.26

PROJECT TITLE: Texas Avenue - Phillips to Asber St	PROJECT CATEGORY: Drainage
PROJECT NUMBER: 250414	COUNCIL DISTRICT # 4
DIVISION: Planning & Economic Development	DEPARTMENT: Engineering

PROJECT BUDGET

REVENUE BREAKDOWN

REVENUE SOURCES				SALES TAX	SALES TAX BONDS 2004	TOTAL
PRIOR BDGTS					74,000	74,000
PRIOR EXP					51,178	51,178
BUDGET C/0					22,822	22,822
2007-2008						
2008-2009						
2009-2010						
2010-2011						
2011-2012						
Future Funding				524,800		524,800
TOTAL COST				524,800	74,000	598,800

EXPENDITURE BREAKDOWN

EXPENDITURE BREAKDOWN	ENGINEERING	TESTING	LAND ACQUISITION	CONSTRUCTION	OTHER	TOTAL
PRIOR BDGTS	66,000	3,000			5,000	74,000
2007-2008						
2008-2009						
2009-2010						
2010-2011						
2011-2012						
Future Funding				524,800		524,800
TOTAL COST	66,000	3,000		524,800	5,000	598,800

PROJECT SPECIFICATIONS

PROJECT DESCRIPTION:

Installation of 15", 18", 36" and 42" RCP along Texas Avenue, catch basins and all drainage appurtenances required to construct this project.

PROJECT JUSTIFICATION:

Storm water drains along Texas Avenue from Masonic Drive to Phillips Street. There are no drainage pipe nor catch basins located between these points. As a result, Texas Avenue Floods during light and medium rains. This project will be the first phase of several phases to provide drainage improvements along Texas Avenue to Masonic Drive.

PROJECT PRIORITY: A

START DATE: March 2007

EST TIME TO COMPLETE: Four Months

OPERATING BUDGET EFFECT:

NONE

N/A

SEE DETAIL

SHEET A 2007-2008/2011-2012 CAPITAL IMPROVEMENTS PROGRAM

D.27

PROJECT TITLE: Acadian Park Ditch Closure	PROJECT CATEGORY: Drainage
PROJECT NUMBER: 250418	COUNCIL DISTRICT # 3
DIVISION: Planning & Economic Development	DEPARTMENT: Engineering

PROJECT BUDGET

REVENUE BREAKDOWN

REVENUE SOURCES					PROPERTY TAX 2003	TOTAL
PRIOR BDGTS					512,000	512,000
PRIOR EXP					48,576	48,576
BUDGET C/0					463,424	463,424
2007-2008						
2008-2009						
2009-2010						
2010-2011						
2011-2012						
Future Funding						
TOTAL COST					512,000	512,000

EXPENDITURE BREAKDOWN

EXPENDITURE BREAKDOWN	ENGINEERING	TESTING	LAND ACQUISITION	CONSTRUCTION	OTHER	TOTAL
PRIOR BDGTS	60,000	1,500	3,000	438,000	9,500	512,000
2007-2008						
2008-2009						
2009-2010						
2010-2011						
2011-2012						
Future Funding						
TOTAL COST	60,000	1,500	3,000	438,000	9,500	512,000

PROJECT SPECIFICATIONS

PROJECT DESCRIPTION:

Installation of 15", 18" 24" and 30" RCP along Hudson Boulevard, catch basins and all additional drainage appurtenances required to complete this project.

PROJECT JUSTIFICATION:

The existing ditches are hard to mow and do not drain well. The propose improvements will improve drainage along Hudson Blvd. and allow the existing ditch to be filled.

Project included as part of 2003 Property Tax Issue.

PROJECT PRIORITY: A

START DATE: March 2006

EST TIME TO COMPLETE: Four Months

OPERATING BUDGET EFFECT:

NONE

N/A

SEE DETAIL

SHEET A 2007-2008/2011-2012 CAPITAL IMPROVEMENTS PROGRAM

D.28

PROJECT TITLE: Cloverdale Drainage	PROJECT CATEGORY: Drainage
PROJECT NUMBER: 250420	COUNCIL DISTRICT # 5
DIVISION: Planning & Economic Development	DEPARTMENT: Engineering

PROJECT BUDGET

REVENUE BREAKDOWN

REVENUE SOURCES					SALES TAX	TOTAL
PRIOR BDGTS					233,000	233,000
PRIOR EXP					82,883	82,883
BUDGET C/0					150,117	150,117
2007-2008						
2008-2009						
2009-2010						
2010-2011						
2011-2012						
Future Funding						
TOTAL COST					233,000	233,000

EXPENDITURE BREAKDOWN

EXPENDITURE BREAKDOWN	ENGINEERING	TESTING	LAND ACQUISITION	CONSTRUCTION	OTHER	TOTAL
PRIOR BDGTS			188,000	45,000		233,000
2007-2008						
2008-2009						
2009-2010						
2010-2011						
2011-2012						
Future Funding						
TOTAL COST			188,000	45,000		233,000

PROJECT SPECIFICATIONS

PROJECT DESCRIPTION:

Purchase property for the construction of drainage improvements for Cloverdale Subdivision.

PROJECT JUSTIFICATION:

The City has entered into an Intergovernmental Agreement with the Rapides Parish Jury. This Agreement requires the City to purchase property for the Police Jury to construct drainage improvements on.

PROJECT PRIORITY: A

START DATE: March 2010

EST TIME TO COMPLETE: Four Months

OPERATING BUDGET EFFECT:

NONE

N/A

SEE DETAIL

SHEET A 2007-2008/2011-2012 CAPITAL IMPROVEMENTS PROGRAM

D.29

PROJECT TITLE: Residential Drainage Ditch Closure		PROJECT CATEGORY: Drainage	
PROJECT NUMBER: 250421		COUNCIL DISTRICT # All	
DIVISION: Planning & Economic Development		DEPARTMENT: Engineering	

PROJECT BUDGET

REVENUE BREAKDOWN

REVENUE SOURCES					PROPERTY TAX 2003	TOTAL
PRIOR BDGTS					2,307,502	2,307,502
PRIOR EXP					1,269,508	1,269,508
BUDGET C/0					1,037,994	1,037,994
2007-2008						
2008-2009						
2009-2010						
2010-2011						
2011-2012						
Future Funding						
TOTAL COST					2,307,502	2,307,502

EXPENDITURE BREAKDOWN

EXPENDITURE BREAKDOWN	ENGINEERING	TESTING	LAND ACQUISITION	CONSTRUCTION	OTHER	TOTAL
PRIOR BDGTS				2,307,502		2,307,502
2007-2008						
2008-2009						
2009-2010						
2010-2011						
2011-2012						
Future Funding						
TOTAL COST				2,307,502		2,307,502

PROJECT SPECIFICATIONS

PROJECT DESCRIPTION:

Closure of drainage ditches within residential areas.

PROJECT JUSTIFICATION:

Included as part of 2003 Property Tax Issue.

PROJECT PRIORITY: A

START DATE: May 2003

EST TIME TO COMPLETE: Five Years

OPERATING BUDGET EFFECT:

NONE

N/A

SEE DETAIL

SHEET A 2007-2008/2011-2012 CAPITAL IMPROVEMENTS PROGRAM

D.30

PROJECT TITLE: West Sandy Bayou/Chatlin Lake Canal to Bennett		PROJECT CATEGORY: Drainage	
PROJECT NUMBER: 250502		COUNCIL DISTRICT # 3	
DIVISION: Planning & Economic Development		DEPARTMENT: Engineering	

PROJECT BUDGET

REVENUE BREAKDOWN

REVENUE SOURCES				SALES TAX	SALES TAX BONDS 2004	TOTAL
PRIOR BDGTS					148,000	148,000
PRIOR EXP					48,085	48,085
BUDGET C/0					99,915	99,915
2007-2008						
2008-2009						
2009-2010						
2010-2011						
2011-2012						
Future Funding				738,520		738,520
TOTAL COST				738,520	148,000	886,520

EXPENDITURE BREAKDOWN

EXPENDITURE BREAKDOWN	ENGINEERING	TESTING	LAND ACQUISITION	CONSTRUCTION	OTHER	TOTAL
PRIOR BDGTS	42,000	1,000	35,000	60,000	10,000	148,000
2007-2008						
2008-2009						
2009-2010						
2010-2011						
2011-2012						
Future Funding				738,520		738,520
TOTAL COST	42,000	1,000	35,000	798,520	10,000	886,520

PROJECT SPECIFICATIONS

PROJECT DESCRIPTION:

Installation of concrete slope pavement; box culvert under Daspit Street; connection of existing drainage to new drainage facilities; installing chain link fencing along easement or city property; and all additional drainage appurtenances required for this project.

PROJECT JUSTIFICATION:

Improvements for this area is shown on the Master Drainage Map.

PROJECT PRIORITY: A

START DATE: February 2007

EST TIME TO COMPLETE: Five Months

OPERATING BUDGET EFFECT:

NONE

N/A

SEE DETAIL

SHEET A 2007-2008/2011-2012 CAPITAL IMPROVEMENTS PROGRAM

D.31

PROJECT TITLE: Bayou Phillips Pump Station	PROJECT CATEGORY: Drainage
PROJECT NUMBER: 250503	COUNCIL DISTRICT # 3
DIVISION: Planning & Economic Development	DEPARTMENT: Engineering

PROJECT BUDGET

REVENUE BREAKDOWN

REVENUE SOURCES					PROPERTY TAX 2003	TOTAL
PRIOR BDGTS					1,030,000	1,030,000
PRIOR EXP						
BUDGET C/O					1,030,000	1,030,000
2007-2008						
2008-2009						
2009-2010						
2010-2011						
2011-2012						
Future Funding						
TOTAL COST					1,030,000	1,030,000

EXPENDITURE BREAKDOWN

EXPENDITURE BREAKDOWN	ENGINEERING	TESTING	LAND ACQUISITION	CONSTRUCTION	OTHER	TOTAL
PRIOR BDGTS	80,000	3,500	2,000	919,000	25,500	1,030,000
2007-2008						
2008-2009						
2009-2010						
2010-2011						
2011-2012						
Future Funding						
TOTAL COST	80,000	3,500	2,000	919,000	25,500	1,030,000

PROJECT SPECIFICATIONS

PROJECT DESCRIPTION:

Installation of two storm water pumps at Bayou Phillips Flood Gate.

PROJECT JUSTIFICATION:

The City has completed construction of a \$13,000,000 complex in the Industrial Park. The runoff from our complex and other structures constructed or to be constructed empties into Bayou Phillips and drains into Bayou Rapides then to the Red River. When the river is high and storm water is restricted the flood gate at Bayou Phillips is closed to prevent back water flooding north of Bayou Phillips. Last spring the gates were closed and we had several days of rain. This caused flooding of the complex site and restricted construction for several weeks.

PROJECT PRIORITY: A

START DATE: February 2006

EST TIME TO COMPLETE: Six Months

OPERATING BUDGET EFFECT:

NONE

N/A

SEE DETAIL

SHEET A 2007-2008/2011-2012 CAPITAL IMPROVEMENTS PROGRAM

D.32

PROJECT TITLE: Hudson Boulevard/Natchez to Lincoln	PROJECT CATEGORY: Drainage
PROJECT NUMBER: 250504	COUNCIL DISTRICT # 3
DIVISION: Planning & Economic Development	DEPARTMENT: Engineering

PROJECT BUDGET

REVENUE BREAKDOWN

REVENUE SOURCES	PROPERTY TAX 2003	TOTAL
PRIOR BDGTS	1,215,000	1,215,000
PRIOR EXP	198,007	198,007
BUDGET C/0	1,016,993	1,016,993
2007-2008		
2008-2009		
2009-2010		
2010-2011		
2011-2012		
Future Funding		
TOTAL COST	1,215,000	1,215,000

EXPENDITURE BREAKDOWN

EXPENDITURE BREAKDOWN	ENGINEERING	TESTING	LAND ACQUISITION	CONSTRUCTION	OTHER	TOTAL
PRIOR BDGTS	47,000	500	5,000	1,157,000	5,500	1,215,000
2007-2008						
2008-2009						
2009-2010						
2010-2011						
2011-2012						
Future Funding						
TOTAL COST	47,000	500	5,000	1,157,000	5,500	1,215,000

PROJECT SPECIFICATIONS

PROJECT DESCRIPTION:

Installation of 24", 48" and 54" RCP within an existing ditch located on Hudson Boulevard from Mobile Street to Natchez Street along with catch basins and all additional drainage appurtenances.

PROJECT JUSTIFICATION:

The existing ditch needs to be deepened in order to carry the volume of storm water flowing in this ditch to Hynson Bayou. Presently the area draining towards this ditch floods since the ditch cannot be deepened without causing the adjacent road to fail. In order to protect the existing road and provide some of the needed drainage improvements, the installation of concrete pipe within the existing ditch is the only method of improvement available to address this problem.

PROJECT PRIORITY: A

START DATE: March 2006

EST TIME TO COMPLETE: Three Months

OPERATING BUDGET EFFECT:

NONE

N/A

SEE DETAIL

SHEET A 2007-2008/2011-2012 CAPITAL IMPROVEMENTS PROGRAM

D.33

PROJECT TITLE: Good Earth/Vine Street to Terra Avenue Ditch Closure	PROJECT CATEGORY: Drainage
PROJECT NUMBER: 250506	COUNCIL DISTRICT # 5
DIVISION: Planning & Economic Development	DEPARTMENT: Engineering

PROJECT BUDGET

REVENUE BREAKDOWN

REVENUE SOURCES					PROPERTY TAX - 03	TOTAL
PRIOR BDGTS					103,000	103,000
PRIOR EXP					97,776	97,776
BUDGET C/0					5,224	5,224
2007-2008						
2008-2009						
2009-2010						
2010-2011						
2011-2012						
Future Funding						
TOTAL COST					103,000	103,000

EXPENDITURE BREAKDOWN

EXPENDITURE BREAKDOWN	ENGINEERING	TESTING	LAND ACQUISITION	CONSTRUCTION	OTHER	TOTAL
PRIOR BDGTS	14,000	1,000	2,000	81,000	5,000	103,000
2007-2008						
2008-2009						
2009-2010						
2010-2011						
2011-2012						
Future Funding						
TOTAL COST	14,000	1,000	2,000	81,000	5,000	103,000

PROJECT SPECIFICATIONS

PROJECT DESCRIPTION:
Installation of 42" equivalent RCPA between Vine Street and Terra Avenue in Good Earth Subdivision, catch basins and all additional drainage appurtenances.

PROJECT JUSTIFICATION:
An existing ditch is located along the rear of houses facing Bruninckx Road which requires manual cleaning by the street department. Installation of pipe within this ditch would provide improved flow and less maintenance by the street department.

PROJECT PRIORITY: B

START DATE: March 2006 **EST TIME TO COMPLETE:** Two Months

OPERATING BUDGET EFFECT:
 NONE N/A SEE DETAIL

SHEET A 2007-2008/2011-2012 CAPITAL IMPROVEMENTS PROGRAM

D.34

PROJECT TITLE: Good Earth/Harvest to Vine Street Ditch Closure	PROJECT CATEGORY: Drainage
PROJECT NUMBER: 250507	COUNCIL DISTRICT # 5
DIVISION: Planning & Economic Development	DEPARTMENT: Engineering

PROJECT BUDGET

REVENUE BREAKDOWN

REVENUE SOURCES					PROPERTY TAX - 03	TOTAL
PRIOR BDGTS					120,000	120,000
PRIOR EXP					43,532	43,532
BUDGET C/0					76,468	76,468
2007-2008						
2008-2009						
2009-2010						
2010-2011						
2011-2012						
Future Funding						
TOTAL COST					120,000	120,000

EXPENDITURE BREAKDOWN

EXPENDITURE BREAKDOWN	ENGINEERING	TESTING	LAND ACQUISITION	CONSTRUCTION	OTHER	TOTAL
PRIOR BDGTS	9,000	1,000	2,000	102,000	6,000	120,000
2007-2008						
2008-2009						
2009-2010						
2010-2011						
2011-2012						
Future Funding						
TOTAL COST	9,000	1,000	2,000	102,000	6,000	120,000

PROJECT SPECIFICATIONS

PROJECT DESCRIPTION:

Installation of 42" equivalent RCPA between Vine Street and Terra Avenue in Good Earth Subdivision, catch basins and all additional drainage appurtenances.

PROJECT JUSTIFICATION:

An existing ditch is located along the rear of houses facing Bruninckx Road which requires manual cleaning by the street department. Installation of pipe within this ditch would provide improved flow and less maintenance by the street department.

PROJECT PRIORITY: B

START DATE: March 2006

EST TIME TO COMPLETE: Two Months

OPERATING BUDGET EFFECT:

NONE

N/A

SEE DETAIL

SHEET A 2007-2008/2011-2012 CAPITAL IMPROVEMENTS PROGRAM

D.35

PROJECT TITLE: Drainage Improvements Applebee's to Dorchester	PROJECT CATEGORY: Drainage
PROJECT NUMBER: 250508	COUNCIL DISTRICT # 5
DIVISION: Planning & Economic Development	DEPARTMENT: Engineering

PROJECT BUDGET

REVENUE BREAKDOWN

REVENUE SOURCES				SALES TAX	SALES TAX BONDS 2004	TOTAL
PRIOR BDGTS					157,000	157,000
PRIOR EXP					44,389	44,389
BUDGET C/0					112,611	112,611
2007-2008				115,000		115,000
2008-2009						
2009-2010						
2010-2011						
2011-2012						
Future Funding						
TOTAL COST				115,000	157,000	272,000

EXPENDITURE BREAKDOWN

EXPENDITURE BREAKDOWN	ENGINEERING	TESTING	LAND ACQUISITION	CONSTRUCTION	OTHER	TOTAL
PRIOR BDGTS	55,000	7,000	75,000		20,000	157,000
2007-2008				115,000		115,000
2008-2009						
2009-2010						
2010-2011						
2011-2012						
Future Funding						
TOTAL COST	55,000	7,000	75,000	115,000	20,000	272,000

PROJECT SPECIFICATIONS

PROJECT DESCRIPTION:

Installation of 7' x 4' RCB, catch basins and additional drainage appurtenances.

PROJECT JUSTIFICATION:

To construct next phase of drainage improvements.

PROJECT PRIORITY: A

START DATE: March 2006

EST TIME TO COMPLETE: Four Months

OPERATING BUDGET EFFECT:

NONE

N/A

SEE DETAIL

SHEET A 2007-2008/2011-2012 CAPITAL IMPROVEMENTS PROGRAM

PROJECT TITLE: Elizabeth Street Drainage Improvements	PROJECT CATEGORY: Drainage
PROJECT NUMBER: 250509	COUNCIL DISTRICT # 5
DIVISION: Planning & Economic Development	DEPARTMENT: Engineering

PROJECT BUDGET

REVENUE BREAKDOWN

REVENUE SOURCES				UTILITY FUND	SALES TAX	TOTAL
PRIOR BDGTS						
PRIOR EXP						
BUDGET C/0						
2007-2008					475,000	475,000
2008-2009				50,000	380,000	430,000
2009-2010						
2010-2011						
2011-2012						
Future Funding						
TOTAL COST				50,000	855,000	905,000

EXPENDITURE BREAKDOWN

EXPENDITURE BREAKDOWN	ENGINEERING	TESTING	LAND ACQUISITION	CONSTRUCTION	OTHER	TOTAL
PRIOR BDGTS						
2007-2008	100,000			375,000		475,000
2008-2009				430,000		430,000
2009-2010						
2010-2011						
2011-2012						
Future Funding						
TOTAL COST	100,000			805,000		905,000

PROJECT SPECIFICATIONS

PROJECT DESCRIPTION:

Installation of 15", 18", 24" 30" and 36" RCP, catch basins and all additional appurtenances to complete this Project.

PROJECT JUSTIFICATION:

Residents have complain regarding an open ditch along the front of their residents. A request has been made to the Administration to close this ditch in and provide subsurface drainage improvements.

PROJECT PRIORITY: A

START DATE: March 2012

EST TIME TO COMPLETE: Five Months

OPERATING BUDGET EFFECT:

NONE

N/A

SEE DETAIL

SHEET A 2007-2008/2011-2012 CAPITAL IMPROVEMENTS PROGRAM

D.37

PROJECT TITLE: Prescott Road - Shirley Park Place towards Texas Avenue	PROJECT CATEGORY: Drainage
PROJECT NUMBER: 250511	COUNCIL DISTRICT # 4
DIVISION: Planning & Economic Development	DEPARTMENT: Engineering

PROJECT BUDGET

REVENUE BREAKDOWN

REVENUE SOURCES					PROPERTY TAX 03	TOTAL
PRIOR BDGTS					765,000	765,000
PRIOR EXP						
BUDGET C/0					765,000	765,000
2007-2008					128,000	128,000
2008-2009						
2009-2010						
2010-2011						
2011-2012						
Future Funding						
TOTAL COST					893,000	893,000

EXPENDITURE BREAKDOWN

EXPENDITURE BREAKDOWN	ENGINEERING	TESTING	LAND ACQUISITION	CONSTRUCTION	OTHER	TOTAL
PRIOR BDGTS	105,000	2,000	25,000	610,000	23,000	765,000
2007-2008				128,000		128,000
2008-2009						
2009-2010						
2010-2011						
2011-2012						
Future Funding						
TOTAL COST	105,000	2,000	25,000	738,000	23,000	893,000

PROJECT SPECIFICATIONS

PROJECT DESCRIPTION:

Installation of 15", 18", 24" 30", 36", 42" and 48" RCP along Prescott Road with catch basins and all additional drainage appurtenances required for the construction of this project.

PROJECT JUSTIFICATION:

Project is included in 2003 Property Tax Issue.

PROJECT PRIORITY: A

START DATE: March 2007

EST TIME TO COMPLETE: Six Months

OPERATING BUDGET EFFECT:

NONE

N/A

SEE DETAIL

SHEET A 2007-2008/2011-2012 CAPITAL IMPROVEMENTS PROGRAM

D.38

PROJECT TITLE: Pump Station Repairs		PROJECT CATEGORY: Drainage	
PROJECT NUMBER: 250512		COUNCIL DISTRICT # All	
DIVISION: Planning & Economic Development		DEPARTMENT: Engineering	

PROJECT BUDGET

REVENUE BREAKDOWN

REVENUE SOURCES					SALES TAX	TOTAL
PRIOR BDGTS					95,000	95,000
PRIOR EXP					40,988	40,988
BUDGET C/0					54,012	54,012
2007-2008					10,000	10,000
2008-2009					10,000	10,000
2009-2010					10,000	10,000
2010-2011					10,000	10,000
2011-2012					10,000	10,000
Future Funding						
TOTAL COST					145,000	145,000

EXPENDITURE BREAKDOWN

EXPENDITURE BREAKDOWN	ENGINEERING	TESTING	LAND ACQUISITION	CONSTRUCTION	OTHER	TOTAL
PRIOR BDGTS				95,000		95,000
2007-2008				10,000		10,000
2008-2009				10,000		10,000
2009-2010				10,000		10,000
2010-2011				10,000		10,000
2011-2012				10,000		10,000
Future Funding						
TOTAL COST				145,000		145,000

PROJECT SPECIFICATIONS

PROJECT DESCRIPTION: Needed repairs to existing pump stations.			
PROJECT JUSTIFICATION: The City has numerous pump stations and in lieu of having individual projects for making repairs to our pump stations this account is established.			
PROJECT PRIORITY:	A	EST TIME TO COMPLETE:	On Going
START DATE:	On Going	OPERATING BUDGET EFFECT:	SEE DETAIL
	<input checked="" type="checkbox"/> NONE		<input type="checkbox"/> N/A

SHEET A 2007-2008/2011-2012 CAPITAL IMPROVEMENTS PROGRAM

D.39

PROJECT TITLE: Giamanco Street Drainage Improvements		PROJECT CATEGORY: Drainage	
PROJECT NUMBER: 250514		COUNCIL DISTRICT # 4	
DIVISION: Planning & Economic Development		DEPARTMENT: Engineering	

PROJECT BUDGET

REVENUE BREAKDOWN

REVENUE SOURCES					SALES TAX	TOTAL
PRIOR BDGTS					225,000	225,000
PRIOR EXP						
BUDGET C/O					225,000	225,000
2007-2008						
2008-2009						
2009-2010						
2010-2011						
2011-2012						
Future Funding						
TOTAL COST					225,000	225,000

EXPENDITURE BREAKDOWN

EXPENDITURE BREAKDOWN	ENGINEERING	TESTING	LAND ACQUISITION	CONSTRUCTION	OTHER	TOTAL
PRIOR BDGTS	22,000	1,000	3,000	193,000	6,000	225,000
2007-2008						
2008-2009						
2009-2010						
2010-2011						
2011-2012						
Future Funding						
TOTAL COST	22,000	1,000	3,000	193,000	6,000	225,000

PROJECT SPECIFICATIONS

PROJECT DESCRIPTION:

Installation of 15", 18" and 24" RCP between Maddie Street and Giamanco Street with catch basins and all additional drainage appurtenances required for the construction of this project.

PROJECT JUSTIFICATION:

Giamanco floods during light or medium rains. The existing drainage system is inadequate to handle the volume of storm water flowing down Giamanco Street. The new improvements will greatly reduce the flooding along Giamanco Street.

PROJECT PRIORITY: A

START DATE: June 2005

EST TIME TO COMPLETE: Four Months

OPERATING BUDGET EFFECT:

NONE

N/A

SEE DETAIL

SHEET A 2007-2008/2011-2012 CAPITAL IMPROVEMENTS PROGRAM

D.40

PROJECT TITLE: Good Earth Ditch Closure along rear of Osiris Street	PROJECT CATEGORY: Drainage
PROJECT NUMBER: 250515	COUNCIL DISTRICT # 5
DIVISION: Planning & Economic Development	DEPARTMENT: Engineering

PROJECT BUDGET

REVENUE BREAKDOWN

REVENUE SOURCES					PROPERTY TAX - 03	TOTAL
PRIOR BDGTS					253,000	253,000
PRIOR EXP					88,478	88,478
BUDGET C/0					164,522	164,522
2007-2008						
2008-2009						
2009-2010						
2010-2011						
2011-2012						
Future Funding						
TOTAL COST					253,000	253,000

EXPENDITURE BREAKDOWN

EXPENDITURE BREAKDOWN	ENGINEERING	TESTING	LAND ACQUISITION	CONSTRUCTION	OTHER	TOTAL
PRIOR BDGTS	37,000	1,000	20,000	186,000	9,000	253,000
2007-2008						
2008-2009						
2009-2010						
2010-2011						
2011-2012						
Future Funding						
TOTAL COST	37,000	1,000	20,000	186,000	9,000	253,000

PROJECT SPECIFICATIONS

PROJECT DESCRIPTION:

Installation of 24" and 30" RCP within an existing ditch, catch basins and all additional drainage appurtenances required for the construction of this project.

PROJECT JUSTIFICATION:

The existing ditch is very difficult to maintain and restricts drainage flow. The propose improvements will improve drainage flow and allow for the existing ditch to be filled.

PROJECT PRIORITY: A

START DATE: March 2006

EST TIME TO COMPLETE: Four Months

OPERATING BUDGET EFFECT:

NONE

N/A

SEE DETAIL

SHEET A 2007-2008/2011-2012 CAPITAL IMPROVEMENTS PROGRAM

D.41

PROJECT TITLE: Corn and Oak Street Drainage Improvements	PROJECT CATEGORY: Drainage
PROJECT NUMBER: 250602	COUNCIL DISTRICT # 1
DIVISION: Planning & Economic Development	DEPARTMENT: Engineering

PROJECT BUDGET

REVENUE BREAKDOWN

REVENUE SOURCES					SALES TAX	TOTAL
PRIOR BDGTS					148,000	148,000
PRIOR EXP						
BUDGET C/0					148,000	148,000
2007-2008						
2008-2009						
2009-2010						
2010-2011						
2011-2012						
Future Funding						
TOTAL COST					148,000	148,000

EXPENDITURE BREAKDOWN

EXPENDITURE BREAKDOWN	ENGINEERING	TESTING	LAND ACQUISITION	CONSTRUCTION	OTHER	TOTAL
PRIOR BDGTS	19,000	1,000	15,000	105,000	8,000	148,000
2007-2008						
2008-2009						
2009-2010						
2010-2011						
2011-2012						
Future Funding						
TOTAL COST	19,000	1,000	15,000	105,000	8,000	148,000

PROJECT SPECIFICATIONS

PROJECT DESCRIPTION:

Installation of reinforced concrete pipe from the intersection of Corn and Gum Street to the North 3rd Street Pump Station.

PROJECT JUSTIFICATION:

Flooding occurs along Corn Street due to shallow ditches and inadequate size drainage structures.

PROJECT PRIORITY: A

START DATE: March 2006

EST TIME TO COMPLETE: Three Months

OPERATING BUDGET EFFECT:

NONE

N/A

SEE DETAIL

SHEET A 2007-2008/2011-2012 CAPITAL IMPROVEMENTS PROGRAM

D.42

PROJECT TITLE: Lancelot Subdivision @ Diversion Canal	PROJECT CATEGORY: Drainage
PROJECT NUMBER: 250603	COUNCIL DISTRICT # 5
DIVISION: Planning & Economic Development	DEPARTMENT: Engineering

PROJECT BUDGET

REVENUE BREAKDOWN

REVENUE SOURCES					SALES TAX	TOTAL
PRIOR BDGTS					146,000	146,000
PRIOR EXP						
BUDGET C/0					146,000	146,000
2007-2008						
2008-2009						
2009-2010						
2010-2011						
2011-2012						
Future Funding						
TOTAL COST					146,000	146,000

EXPENDITURE BREAKDOWN

EXPENDITURE BREAKDOWN	ENGINEERING	TESTING	LAND ACQUISITION	CONSTRUCTION	OTHER	TOTAL
PRIOR BDGTS	14,000	500	1,500	125,000	5,000	146,000
2007-2008						
2008-2009						
2009-2010						
2010-2011						
2011-2012						
Future Funding						
TOTAL COST	14,000	500	1,500	125,000	5,000	146,000

PROJECT SPECIFICATIONS

PROJECT DESCRIPTION:
Reconstruction of Headwall and drainage pipe at the end of Lancelot Drive.

PROJECT JUSTIFICATION:
The headwall and drainage pipe has fallen into the ditch that discharges into the Diversion Canal. The existing structure and pipe will have to be removed, ground stabilized, and new pipe with headwall installed.

PROJECT PRIORITY: A

START DATE: August 2005 **EST TIME TO COMPLETE:** Two Months

OPERATING BUDGET EFFECT:
 NONE N/A SEE DETAIL

SHEET A 2007-2008/2011-2012 CAPITAL IMPROVEMENTS PROGRAM

D.45

PROJECT TITLE: Shenandoah Vertical Channel - Fence Construction	PROJECT CATEGORY: Drainage
PROJECT NUMBER: 250608	COUNCIL DISTRICT # 2
DIVISION: Planning & Economic Development	DEPARTMENT: Engineering

PROJECT BUDGET

REVENUE BREAKDOWN

REVENUE SOURCES					SALES TAX	TOTAL
PRIOR BDGTS					91,000	91,000
PRIOR EXP					0	
BUDGET C/O					91,000	91,000
2007-2008						
2008-2009						
2009-2010						
2010-2011						
2011-2012						
Future Funding						
TOTAL COST					91,000	91,000

EXPENDITURE BREAKDOWN

EXPENDITURE BREAKDOWN	ENGINEERING	TESTING	LAND ACQUISITION	CONSTRUCTION	OTHER	TOTAL
PRIOR BDGTS	17,400		48,000	20,300	5,300	91,000
2007-2008						
2008-2009						
2009-2010						
2010-2011						
2011-2012						
Future Funding						
TOTAL COST	17,400		48,000	20,300	5,300	91,000

PROJECT SPECIFICATIONS

PROJECT DESCRIPTION:
Purchase of property on both sides of existing vertical channel and installation of 6' high fence to restrict access to vertical channel.

PROJECT JUSTIFICATION:
Existing vertical channel is located on private property and the City needs to acquire ownership adjacent to vertical channel so that a 6' high fence may be installed to restrict access to the vertical channel.

PROJECT PRIORITY: A

START DATE: October 2006 **EST TIME TO COMPLETE:** Three Months

OPERATING BUDGET EFFECT:
 NONE N/A SEE DETAIL

SHEET A 2007-2008/2011-2012 CAPITAL IMPROVEMENTS PROGRAM

D.46

PROJECT TITLE: Chatlain Lake Hydraulic Study	PROJECT CATEGORY: Drainage
PROJECT NUMBER: 250709	COUNCIL DISTRICT # 2
DIVISION: Planning & Economic Development	DEPARTMENT: Engineering

PROJECT BUDGET

REVENUE BREAKDOWN

REVENUE SOURCES					PROPERTY TAX - 03	TOTAL
PRIOR BDGTS					50,000	50,000
PRIOR EXP					0	
BUDGET C/0					50,000	50,000
2007-2008						
2008-2009						
2009-2010						
2010-2011						
2011-2012						
Future Funding						
TOTAL COST					50,000	50,000

EXPENDITURE BREAKDOWN

EXPENDITURE BREAKDOWN	ENGINEERING	TESTING	LAND ACQUISITION	CONSTRUCTION	OTHER	TOTAL
PRIOR BDGTS					50,000	50,000
2007-2008						
2008-2009						
2009-2010						
2010-2011						
2011-2012						
Future Funding						
TOTAL COST					50,000	50,000

PROJECT SPECIFICATIONS

PROJECT DESCRIPTION:			
PROJECT JUSTIFICATION:			
PROJECT PRIORITY:	A	EST TIME TO COMPLETE:	Three Months
START DATE:	October 2006	OPERATING BUDGET EFFECT:	
	<input checked="" type="checkbox"/> NONE	<input type="checkbox"/> N/A	<input type="checkbox"/> SEE DETAIL

SHEET A 2007-2008/2011-2012 CAPITAL IMPROVEMENTS PROGRAM

D.48

PROJECT TITLE: Ellis and Paul Street Drainage Improvements		PROJECT CATEGORY: Drainage	
PROJECT NUMBER: 250801		COUNCIL DISTRICT # 4	
DIVISION: Planning & Economic Development		DEPARTMENT: Engineering	

PROJECT BUDGET

REVENUE BREAKDOWN

REVENUE SOURCES				UTILITY FUND	SALES TAX	TOTAL
PRIOR BDGTS						
PRIOR EXP						
BUDGET C/0						
2007-2008					35,000	35,000
2008-2009						
2009-2010						
2010-2011						
2011-2012						
Future Funding				25,000	217,000	242,000
TOTAL COST				25,000	252,000	277,000

EXPENDITURE BREAKDOWN

EXPENDITURE BREAKDOWN	ENGINEERING	TESTING	LAND ACQUISITION	CONSTRUCTION	OTHER	TOTAL
PRIOR BDGTS						
2007-2008	35,000					35,000
2008-2009						
2009-2010						
2010-2011						
2011-2012						
Future Funding				232,000	10,000	242,000
TOTAL COST	35,000			232,000	10,000	277,000

PROJECT SPECIFICATIONS

PROJECT DESCRIPTION:

Installation of 15", 18", 24' and 30" RCP, catch basins, replacement of street and driveway pavement and all additional drainage appurtenances required to construct this project.

PROJECT JUSTIFICATION:

There is inadequate drainage facilities along Ellis and Paul Street to collect storm water without flooding the street. The proposed drainage improvements will reduce flooding in this area.

PROJECT PRIORITY: A

START DATE: March 2009

EST TIME TO COMPLETE: Four Months

OPERATING BUDGET EFFECT:

NONE

N/A

SEE DETAIL

SHEET A 2007-2008/2011-2012 CAPITAL IMPROVEMENTS PROGRAM

PROJECT TITLE: Clearing & Grubbing Existing Major Drains	PROJECT CATEGORY: Drainage
PROJECT NUMBER: N/A	COUNCIL DISTRICT # 2
DIVISION: Planning & Economic Development	DEPARTMENT: Engineering

PROJECT BUDGET

REVENUE BREAKDOWN

REVENUE SOURCES					SALES TAX	TOTAL
PRIOR BDGTS						
PRIOR EXP						
BUDGET C/0						
2007-2008						
2008-2009					100,000	100,000
2009-2010					100,000	100,000
2010-2011					100,000	100,000
2011-2012					100,000	100,000
Future Funding						
TOTAL COST					400,000	400,000

EXPENDITURE BREAKDOWN

EXPENDITURE BREAKDOWN	ENGINEERING	TESTING	LAND ACQUISITION	CONSTRUCTION	OTHER	TOTAL
PRIOR BDGTS						
2007-2008						
2008-2009					100,000	100,000
2009-2010					100,000	100,000
2010-2011					100,000	100,000
2011-2012					100,000	100,000
Future Funding						
TOTAL COST					400,000	400,000

PROJECT SPECIFICATIONS

PROJECT DESCRIPTION:			
PROJECT JUSTIFICATION:			
PROJECT PRIORITY:	A	EST TIME TO COMPLETE:	Three Months
START DATE:	October 2006		
OPERATING BUDGET EFFECT:	<input checked="" type="checkbox"/> NONE	<input type="checkbox"/> N/A	<input type="checkbox"/> SEE DETAIL

This Page Left Blank

E. STREETS

TABLE OF CONTENTS

	<u>STREETS</u>	<u>PAGE</u>
268823	Street, Drainage, Sidewalk Repairs	4
269001	Extension of Versailles Blvd, Phase 1	5
269004	Heyman Lane/Coliseum to Castle	6
269007	Sugarhouse Road - Phase 1	7
269609	Extension of Versailles Blvd-Phase 2	8
269801	Jackson St at Horseshoe	9
269901	Broadway Ave Bridge Replacement	10
269906	Heyman Lane Castle Rd to Jackson St	11
260002	Masonic at Horseshoe Drive	12
260003	Recon Horseshoe from Jackson to Masonic	13
260201	Lincoln/Hudson to Sugarhouse	14
260405	North Mall-Sterkx to Lee Street	15
260407	Street Improvements & Repair	16
260501	Concrete Panel Repair Augusta St/7th to 6th	17
260503	Extension of Pineridge to Trailway	18
260506	Jones Avenue Overlay	19
260507	Aerial Photography	20
260508	Enterprise Rd Sidewalk Imp-Hwy. 1 to Paris	21
260509	Tulane/Lincoln to Eddie Williams	22
260603	Extension of Cloverleaf Boulevard	23
260604	North Mall-North to Sterkx	24
260605	Jackson @ MacArthur Intersection	25
260608	Land Acquisitions	26
260703	Brown's Bend Road Reconstruction	27
260801	6th & 7th/Cotton to Monroe	28

**COMBINED CAPITAL PROJECTS
SOURCES OF FUNDING SUMMARY**

STREETS

PROJECT IDENTIFICATION	SALES TAXES	SALES TX BONDS 04	AD VAL TAX - 88	AD VAL TAX- 03	FEDERAL FUNDS	STATE FUNDS	UTILITY FUND	UTIL REV BONDS 04	OTHER	TOTALS
Street, Drain, Sidewalk Repe	50,000									50,000
Ext of Versailles Ph 1	932,000									932,000
Sugarhouse Road-Phase 1	1,000,000				(800,000)					200,000
Ext of Versailles Ph 2				3,927,000						3,927,000
Heyman/Castle to Jackson					(160,000)					(160,000)
Masonic at Horseshoe	(101,000)				(372,000)					(473,000)
North Mall/Sierkx to Lee		250,000								250,000
Aerial Photography	35,000									35,000
Acquisitions	60,000									60,000
6th & 7th/Cotton-Monroe	200,000									200,000
Total Streets	2,176,000	250,000	0	3,927,000	(1,332,000)	0	0	0	0	5,021,000

**GENERAL CAPITAL PROJECTS
FIVE YEAR CAPITAL PLAN**

STREETS

PROJ #	PROJECT IDENTIFICATION	BUDGET C/O	FISCAL YEAR					TOTAL 5 YEAR	BEYOND 2012	TOTAL COST
			07-08	08-09	09-10	10-11	11-12			
268823	Street, Drainage, Sidewalk Repairs	106,731	50,000	50,000	50,000	50,000	50,000	250,000		356,731
269001	Extension of Versailles-Ph 1	9,256	932,000	7,769,000	3,010,000			11,711,000		11,720,256
269004	Heyman /Coliseum-Castle	4,980,672						0		4,980,672
269007	Sugarhouse Road - Phase 1	1,163,470	200,000	6,000,000	6,000,000	4,000,000		16,200,000		17,363,470
269609	Extension of Versailles-Ph 2	409,126	3,927,000					3,927,000		4,336,126
269801	Jackson St at Horseshoe Drive	119,132						0	3,455,250	3,574,382
269901	Broadway Bridge Replacement	27,279						0		27,279
269906	Heyman/Castle- Jackson St	295,805	(160,000)					(160,000)	2,198,000	2,333,805
260002	Masonic @ Horseshoe Drive	578,152	(473,000)					(473,000)	838,000	943,152
260003	Horseshoe/Jackson-Masonic	261,827						0	3,825,298	4,087,125
260201	Lincoln/Hudson to Sugarhouse	50,000						0	2,485,941	2,535,941
260405	North Mall-Sterks to Lee	2,041,126	250,000					250,000		2,291,126
260407	Street Repairs	691,607						0		691,607
260501	Augusta /6th-7th	50,006						0		50,006
260503	Ext of Pine Ridge to Trailway	204,855		95,000				95,000		299,855
260506	Jones Avenue Overlay	664,258						0		664,258
260507	Aerial Photography	40,975	35,000	35,000	35,000	35,000	35,000	175,000		215,975
260508	Enterprise Sidewalks	145,364		175,000				175,000		320,364
260509	Tulane/Lincoln to Eddie Williams	15,910						0		15,910
260603	Extension of Cloverleaf Blvd	660,000						0		660,000
260604	North Mall-North to Sterks	307,132						0	2,699,943	3,007,075
260605	Jackson @ MacArthur Intersectio	60,000			25,000			25,000		85,000
260608	Land Acquisitions	448,802	60,000	60,000	60,000	60,000	60,000	300,000		748,802
260703	Browns Bend Reconstruction	39,049						0		39,049
260801	6th & 7th/Cotton to Monroe	0	300,000	300,000	3,000,000	2,000,000		5,500,000		5,500,000
Total Streets		13,370,534	5,021,000	14,484,000	12,180,000	6,145,000	145,000	37,975,000	15,502,432	66,847,966

* Project Number to be Assigned

@ New or Revised Projects

Projects to be closed

SHEET A 2007-2008/2011-2012 CAPITAL IMPROVEMENTS PROGRAM

PROJECT TITLE: Street, Drainage, Sidewalk Repairs	PROJECT CATEGORY: Streets
PROJECT NUMBER: 268823	COUNCIL DISTRICT # All
DIVISION: Planning & Economic Development	DEPARTMENT: Engineering

PROJECT BUDGET

REVENUE BREAKDOWN

REVENUE SOURCES				SALES TAX	SALES TAX BONDS	TOTAL
PRIOR BDGTS				1,628,402	469,245	2,097,647
PRIOR EXP				1,521,671	469,245	1,990,916
BUDGET C/0				106,731	0	106,731
2007-2008				50,000		50,000
2008-2009				50,000		50,000
2009-2010				50,000		50,000
2010-2011				50,000		50,000
2011-2012				50,000		50,000
Future Funding						
TOTAL COST				1,878,402	469,245	2,347,647

EXPENDITURE BREAKDOWN

EXPENDITURE BREAKDOWN	ENGINEERING	TESTING	LAND ACQUISITION	CONSTRUCTION	OTHER	TOTAL
PRIOR BDGTS	183,000	27,500		1,851,147	36,000	2,097,647
2007-2008				50,000		50,000
2008-2009				50,000		50,000
2009-2010				50,000		50,000
2010-2011				50,000		50,000
2011-2012				50,000		50,000
Future Funding						
TOTAL COST	183,000	27,500		2,101,147	36,000	2,347,647

PROJECT SPECIFICATIONS

PROJECT DESCRIPTION:

Repairs to street, drainage and sidewalk infrastructure which have failed and need to be repaired.

PROJECT JUSTIFICATION:

To alleviate deteriorated street conditions.

PROJECT PRIORITY: A

START DATE: On Going

EST TIME TO COMPLETE: As Needed

OPERATING BUDGET EFFECT:

NONE

N/A

SEE DETAIL

SHEET A 2007-2008/2011-2012 CAPITAL IMPROVEMENTS PROGRAM

PROJECT TITLE: Extension of Versailles Boulevard, Phase 1	PROJECT CATEGORY: Streets
PROJECT NUMBER: 269001	COUNCIL DISTRICT # 5
DIVISION: Planning & Economic Development	DEPARTMENT: Engineering

PROJECT BUDGET

REVENUE BREAKDOWN

REVENUE SOURCES	OTHER	FEDERAL FUNDS	SALES TAX	TOTAL
PRIOR BDGTS		26,896	191,540	218,436
PRIOR EXP		26,896	182,284	209,180
BUDGET C/0		0	9,256	9,256
2007-2008	7,769,000		932,000	932,000
2008-2009				7,769,000
2009-2010			3,010,000	3,010,000
2010-2011				
2011-2012				
Future Funding				
TOTAL COST	7,769,000	26,896	4,133,540	11,929,436

EXPENDITURE BREAKDOWN

EXPENDITURE BREAKDOWN	ENGINEERING	TESTING	LAND ACQUISITION	CONSTRUCTION	OTHER	TOTAL
PRIOR BDGTS	145,300	5,000			68,136	218,436
2007-2008				932,000		932,000
2008-2009				7,769,000		7,769,000
2009-2010				3,010,000		3,010,000
2010-2011						
2011-2012						
Future Funding						
TOTAL COST	145,300	5,000		11,711,000	68,136	11,929,436

PROJECT SPECIFICATIONS

PROJECT DESCRIPTION:

Extend construction of Versailles Boulevard from Fieldcrest Avenue to the Diversion Canal, interconnect with Bluebird Lane and Windermere Boulevard, along with necessary street and drainage appurtenances. Improvements will be Phase 1 of an overall project to interconnect Jackson Street to Coliseum Boulevard. After completion of Phase 1, accessibility will be available to our citizens for travel between Charles Park, Highpoint, Brentwood, Hunters Grove, Clermont, Fairfield, Good Earth and Lebanon Subdivisions to Twin Bridges Road, Jackson Street to Coliseum Boulevard.

PROJECT JUSTIFICATION:

It is necessary to construct another road that will move traffic away from the construction area of the proposed five lane of Jackson Street. Completion of the extension of Versailles Boulevard will allow subdivisions located between Jackson Street and the Diversion Canal to use this road to Coliseum Boulevard thence to the business district. Partial funding is obtainable through the Urban Systems Program.

PROJECT PRIORITY: A

START DATE: February 2008

EST TIME TO COMPLETE: Twelve Months

OPERATING BUDGET EFFECT:

NONE

N/A

SEE DETAIL

SHEET A 2007-2008/2011-2012 CAPITAL IMPROVEMENTS PROGRAM

PROJECT TITLE: Heyman Lane/Colliseum Boulevard to Castle Road	PROJECT CATEGORY: Streets
PROJECT NUMBER: 269004	COUNCIL DISTRICT # 4 & 5
DIVISION: Planning & Economic Development	DEPARTMENT: Engineering

PROJECT BUDGET

REVENUE BREAKDOWN

REVENUE SOURCES	SALES TAX	PROPERTY TAX - 93	UTILITY FUNDS	FEDERAL FUNDS	TOTAL
PRIOR BDGTS	1,068,137	986,779	310,000	4,929,620	7,294,536
PRIOR EXP	430,683	505,886	304,855	1,072,440	2,313,864
BUDGET C/O	637,454	480,893	5,145	3,857,180	4,980,672
2007-2008					
2008-2009					
2009-2010					
2010-2011					
2011-2012					
Future Funding					
TOTAL COST	1,068,137	986,779	310,000	4,929,620	7,294,536

EXPENDITURE BREAKDOWN

EXPENDITURE BREAKDOWN	ENGINEERING	TESTING	LAND ACQUISITION	CONSTRUCTION	OTHER	TOTAL
PRIOR BDGTS	597,368	50,000	228,550	6,057,647	360,971	7,294,536
2007-2008						
2008-2009						
2009-2010						
2010-2011						
2011-2012						
Future Funding						
TOTAL COST	597,368	50,000	228,550	6,057,647	360,971	7,294,536

PROJECT SPECIFICATIONS

PROJECT DESCRIPTION:

Reconstruction of Heyman Lane from Coliseum Boulevard to Castle Road by widening the existing pavement to 30 linear feet; widening the intersections of Coliseum Boulevard and Castle Road to 40 Linear feet for 2 travel lanes and 1 turn lane; 8" thick concrete pavement; subsurface drainage; sidewalks on both sides of street; and, all necessary street and drainage appurtenances.

PROJECT JUSTIFICATION:

Portions of Heyman Lane have been recently resurfaced as a temporary means to accommodate the traffic along Heyman Lane; however, due to the condition of the pavement base, additional repairs will have to be made in the near future. The City has an opportunity to obtain partial funding for street improvements through the Urban Systems Program.

Project is shown on the Master Street Plan.

PROJECT PRIORITY:

A

START DATE:

October 2006

EST TIME TO COMPLETE:

Twelve Months

OPERATING BUDGET EFFECT:

NONE

N/A

SEE DETAIL

SHEET A 2007-2008/2011-2012 CAPITAL IMPROVEMENTS PROGRAM

PROJECT TITLE: Sugar House Road, Phase 1	PROJECT CATEGORY: Streets
PROJECT NUMBER: 269007	COUNCIL DISTRICT # 3
DIVISION: Planning & Economic Development	DEPARTMENT: Engineering

PROJECT BUDGET

REVENUE BREAKDOWN

REVENUE SOURCES	SALES TAX	STATE FUNDS	PROPERTY TAX - 93	UTILITY FUNDS	FEDERAL FUNDS	TOTAL
PRIOR BDGTS	6,322		545,001	79,430	800,000	1,430,753
PRIOR EXP	6,322		195,995	64,966		267,283
BUDGET C/0	(0)		349,006	14,464	800,000	1,163,470
2007-2008	1,000,000				(800,000)	200,000
2008-2009		6,000,000				6,000,000
2009-2010		6,000,000				6,000,000
2010-2011	4,000,000					4,000,000
2011-2012						
Future Funding						
TOTAL COST	5,006,322	12,000,000	545,001	79,430		17,630,753

EXPENDITURE BREAKDOWN

EXPENDITURE BREAKDOWN	ENGINEERING	TESTING	LAND ACQUISITION	CONSTRUCTION	OTHER	TOTAL
PRIOR BDGTS	149,330	7,863	1,174,796		98,764	1,430,753
2007-2008			(800,000)	1,000,000		200,000
2008-2009				6,000,000		6,000,000
2009-2010				6,000,000		6,000,000
2010-2011				4,000,000		4,000,000
2011-2012						
Future Funding						
TOTAL COST	149,330	7,863	374,796	17,000,000	98,764	17,630,753

PROJECT SPECIFICATIONS

PROJECT DESCRIPTION: Construct two traffic lanes measuring 12' wide with 10' and 8' shoulders along with necessary street and drainage appurtenances from the relocation of New York Ave. (La. 1208-1) along Sugarhouse Road towards Bayou Hynson approximately 1100 linear feet past Lincoln Road.			
PROJECT JUSTIFICATION: Drainage improvements are needed to accommodate the required drainage for the relocation of New York Ave. (La. 1208-1) since our existing drainage facilities will be unable to handle the increased design flow from La 1208-1 to Bayou Hynson. The Master Street Plan indicates a proposed street improvement connecting MacArthur Drive To La. Highway 1. By implementing the Master Street Plan we will not only construct a proposed street improvement but also construct drainage improvements which are shown on the Master Drainage Plan.			
PROJECT PRIORITY:	A	EST TIME TO COMPLETE:	Twelve Months
START DATE:	February 2010	OPERATING BUDGET EFFECT:	
	<input checked="" type="checkbox"/> NONE	<input type="checkbox"/> N/A	<input type="checkbox"/> SEE DETAIL

SHEET A 2007-2008/2011-2012 CAPITAL IMPROVEMENTS PROGRAM

PROJECT TITLE: Extension of Versailles Blvd. - Phase 2	PROJECT CATEGORY: Streets
PROJECT NUMBER: 269609	COUNCIL DISTRICT # 5
DIVISION: Planning & Economic Development	DEPARTMENT: Engineering

PROJECT BUDGET

REVENUE BREAKDOWN

REVENUE SOURCES	PROPERTY TAX - 2003	FEDERAL FUNDS	SALES TAX	OTHER	TOTAL
PRIOR BDGTS	605,800		139,307		745,107
PRIOR EXP	196,674		139,307		335,981
BUDGET C/0	409,126		0		409,126
2007-2008	3,927,000				3,927,000
2008-2009					
2009-2010					
2010-2011					
2011-2012					
Future Funding					
TOTAL COST	4,532,800		139,307		4,672,107

EXPENDITURE BREAKDOWN

EXPENDITURE BREAKDOWN	ENGINEERING	TESTING	LAND ACQUISITION	CONSTRUCTION	OTHER	TOTAL
PRIOR BDGTS	658,107	10,000			77,000	745,107
2007-2008				3,927,000		3,927,000
2008-2009						
2009-2010						
2010-2011						
2011-2012						
Future Funding						
TOTAL COST	658,107	10,000		3,927,000	77,000	4,672,107

PROJECT SPECIFICATIONS

PROJECT DESCRIPTION:

Construction of a 8" thick pavement section for Versailles Boulevard from Coliseum Boulevard towards the Diversion Canal, 40 feet wide; subsurface drainage; catch basins; sidewalks and all additional street and drainage appurtenances required to complete this project.

PROJECT JUSTIFICATION:

It is necessary to construct another road that will move traffic away from the construction area of the proposed five laning of Jackson Street. Completion of the extension of Versailles Boulevard will allow subdivisions located between Jackson Street and the Diversion Canal to use this road to Coliseum Boulevard thence to the business district. Partial funding is obtainable through the Urban Systems Program.

PROJECT PRIORITY: A	EST TIME TO COMPLETE: 1 Year
START DATE: February 2010	
OPERATING BUDGET EFFECT: <input checked="" type="checkbox"/> NONE <input type="checkbox"/> N/A <input type="checkbox"/> SEE DETAIL	

SHEET A 2007-2008/2011-2012 CAPITAL IMPROVEMENTS PROGRAM

PROJECT TITLE: Jackson Street at Horseshoe Drive		PROJECT CATEGORY: Streets	
PROJECT NUMBER: 269801		COUNCIL DISTRICT # 4 & 5	
DIVISION: Planning & Economic Development		DEPARTMENT: Engineering	

PROJECT BUDGET

REVENUE BREAKDOWN

REVENUE SOURCES			UTILITY FUNDS	SALES TAX	FEDERAL FUNDS	TOTAL
PRIOR BDGTS				211,500		211,500
PRIOR EXP				92,368		92,368
BUDGET C/O				119,132		119,132
2007-2008						
2008-2009						
2009-2010						
2010-2011						
2011-2012						
Future Funding			250,000	271,850	2,933,400	3,455,250
TOTAL COST			250,000	204,500	2,933,400	3,666,750

EXPENDITURE BREAKDOWN

EXPENDITURE BREAKDOWN	ENGINEERING	TESTING	LAND ACQUISITION	CONSTRUCTION	OTHER	TOTAL
PRIOR BDGTS	91,000	3,500		102,000	15,000	211,500
2007-2008						
2008-2009						
2009-2010						
2010-2011						
2011-2012						
Future Funding				3,455,250		3,455,250
TOTAL COST	91,000	3,500		3,557,250	15,000	3,666,750

PROJECT SPECIFICATIONS

PROJECT DESCRIPTION:

Installation of 8" concrete pavement with curb, reinforce concrete pipe, catch basins, traffic control devices and all required street and drainage appurtenances at the intersection of Jackson Street and Horseshoe Drive.

PROJECT JUSTIFICATION:

Reconstruct the intersection of Jackson Street and Horseshoe Drive due to increase traffic flow. Horseshoe Drive to be widened from two lanes to three lanes, Twin Bridges Road from two lanes to three lanes, Jackson Street from four lanes to five lanes and Lodi Road from two lanes to four lanes.

PROJECT PRIORITY: A

START DATE: March 2009

EST TIME TO COMPLETE: 9 Months

OPERATING BUDGET EFFECT:

NONE

N/A

SEE DETAIL

SHEET A 2007-2008/2011-2012 CAPITAL IMPROVEMENTS PROGRAM

PROJECT TITLE: Broadway Avenue Bridge Replacement	PROJECT CATEGORY: Streets
PROJECT NUMBER: 269901	COUNCIL DISTRICT # 3
DIVISION: Planning & Economic Development	DEPARTMENT: Engineering

PROJECT BUDGET

REVENUE BREAKDOWN

REVENUE SOURCES	FEDERAL FUNDS	SALES TAX	TOTAL
PRIOR BDGTS	645,377	331,992	977,369
PRIOR EXP	644,292	305,798	950,090
BUDGET C/0	1,085	26,194	27,279
2007-2008			
2008-2009			
2009-2010			
2010-2011			
2011-2012			
Future Funding			
TOTAL COST	645,377	331,992	977,369

EXPENDITURE BREAKDOWN

EXPENDITURE BREAKDOWN	ENGINEERING	TESTING	LAND ACQUISITION	CONSTRUCTION	OTHER	TOTAL
PRIOR BDGTS	86,500	2,500		861,369	27,000	977,369
2007-2008						
2008-2009						
2009-2010						
2010-2011						
2011-2012						
Future Funding						
TOTAL COST	86,500	2,500		861,369	27,000	977,369

PROJECT SPECIFICATIONS

PROJECT DESCRIPTION:

Replacement of existing creosote piling bridge with a concrete pile bridge and concrete decking.

PROJECT JUSTIFICATION:

We have received notification from LDOTD that the bridge crossing Chatlin Lake on Broadway Avenue has numerous creosote piles which have deteriorated and has loss it's structure strength; therefore this bridge needs to be replaced soon. We have met with our MPO representative to request the placement of this Project on the TEA-21 Program for Federal Participation. Approval has been obtained and we will now be eligible for up to 80% reimbursement of the Construction Cost associated with this Project.

PROJECT PRIORITY: A

START DATE: July 2005

EST TIME TO COMPLETE: Eight Months

OPERATING BUDGET EFFECT:

NONE

N/A

SEE DETAIL

SHEET A 2007-2008/2011-2012 CAPITAL IMPROVEMENTS PROGRAM

PROJECT TITLE: Heyman Lane/Castle Road to Jackson Street	PROJECT CATEGORY: Streets
PROJECT NUMBER: 269906	COUNCIL DISTRICT # 5
DIVISION: Planning & Economic Development	DEPARTMENT: Engineering

PROJECT BUDGET

REVENUE BREAKDOWN

REVENUE SOURCES	SALES TAX	PROPERTY TAX - 93	UTILITY FUNDS	FEDERAL FUNDS	TOTAL
PRIOR BDGTS	117,900	132,000	45,000	160,000	454,900
PRIOR EXP	53,215	47,723	58,157		159,095
BUDGET C/0	64,685	84,277	(13,157)	160,000	295,805
2007-2008				(160,000)	(160,000)
2008-2009					
2009-2010					
2010-2011					
2011-2012					
Future Funding	630,000			1,568,000	2,198,000
TOTAL COST	747,900	132,000	45,000	1,568,000	2,492,900

EXPENDITURE BREAKDOWN

EXPENDITURE BREAKDOWN	ENGINEERING	TESTING	LAND ACQUISITION	CONSTRUCTION	OTHER	TOTAL
PRIOR BDGTS	314,928	10,000	120,000		9,972	454,900
2007-2008	(160,000)					(160,000)
2008-2009						
2009-2010						
2010-2011						
2011-2012						
Future Funding		25,000		1,960,000	213,000	2,198,000
TOTAL COST	154,928	35,000	120,000	1,960,000	222,972	2,492,900

PROJECT SPECIFICATIONS

PROJECT DESCRIPTION:
 Reconstruction of Heyman Lane from Castle Road to Jackson Street by widening the existing pavement to 30 and 40 linear feet; widening the intersection of Jackson Street to accommodate 5 lanes; realignment of Heyman Lane at Dorchester Drive; 8" thick concrete pavement; subsurface drainage; sidewalks on both sides of street; and, all necessary street and drainage appurtenances.

PROJECT JUSTIFICATION:
 Portions of Heyman Lane have been recently resurfaced as a temporary means to accommodate the traffic along Heyman Lane; however, due to the condition of the pavement base, additional repairs will have to be made in the near future. The City has an opportunity to obtain partial funding for street improvements through the Urban Systems Program.

 Project is shown on the Master Street Plan.

PROJECT PRIORITY: A	EST TIME TO COMPLETE: 1 Year
START DATE: February 2011	
OPERATING BUDGET EFFECT: <input checked="" type="checkbox"/> NONE <input type="checkbox"/> N/A <input type="checkbox"/> SEE DETAIL	

SHEET A 2007-2008/2011-2012 CAPITAL IMPROVEMENTS PROGRAM

PROJECT TITLE: Masonic at Horseshoe Drive		PROJECT CATEGORY: Streets	
PROJECT NUMBER: 260002		COUNCIL DISTRICT # 2,4 & 5	
DIVISION: Planning & Economic Development		DEPARTMENT: Engineering	

PROJECT BUDGET

REVENUE BREAKDOWN

REVENUE SOURCES				FEDERAL FUNDS	SALES TAX	TOTAL
PRIOR BDGTS				372,000	251,000	623,000
PRIOR EXP					44,848	44,848
BUDGET C/0				372,000	206,152	578,152
2007-2008				(372,000)	(101,000)	(473,000)
2008-2009						
2009-2010						
2010-2011						
2011-2012						
Future Funding				790,400	47,600	838,000
TOTAL COST				790,400	197,600	988,000

EXPENDITURE BREAKDOWN

EXPENDITURE BREAKDOWN	ENGINEERING	TESTING	LAND ACQUISITION	CONSTRUCTION	OTHER	TOTAL
PRIOR BDGTS	129,900	3,500	35,000	430,000	24,600	623,000
2007-2008	(43,000)			(430,000)		(473,000)
2008-2009						
2009-2010						
2010-2011						
2011-2012						
Future Funding				838,000		838,000
TOTAL COST	86,900	3,500	35,000	838,000	24,600	988,000

PROJECT SPECIFICATIONS

PROJECT DESCRIPTION:
Reconstruction of Horseshoe Drive at Masonic Drive to provide two travel lanes and one turning lane.

PROJECT JUSTIFICATION:
Project was approved as part of TIP and is eligible for Federal Funds.

PROJECT PRIORITY: A

START DATE: February 2006 **EST TIME TO COMPLETE:** 4 Months

OPERATING BUDGET EFFECT:
 NONE N/A SEE DETAIL

PROJECT TITLE: Reconstruction of Horseshoe Drive from Jackson Str to Masonic Drive	PROJECT CATEGORY: Streets
PROJECT NUMBER: 260003	COUNCIL DISTRICT # 4 & 5
DIVISION: Planning & Economic Development	DEPARTMENT: Engineering

PROJECT BUDGET

REVENUE BREAKDOWN

REVENUE SOURCES	UTILITY FUNDS	SALES TAX BONDS 2004	PROPERTY TAX - 93	FEDERAL FUNDS	SALES TAX	TOTAL
PRIOR BDGTS		235,125	120,000		1,875	357,000
PRIOR EXP		91,925	1,373		1,875	95,173
BUDGET C/0		143,200	118,627		0	261,827
2007-2008						
2008-2009						
2009-2010						
2010-2011						
2011-2012						
Future Funding	350,000			2,992,698	482,600	3,825,298
TOTAL COST	350,000	235,125	120,000	2,992,698	484,475	4,182,298

EXPENDITURE BREAKDOWN

EXPENDITURE BREAKDOWN	ENGINEERING	TESTING	LAND ACQUISITION	CONSTRUCTION	OTHER	TOTAL
PRIOR BDGTS	343,000	5,000			9,000	357,000
2007-2008						
2008-2009						
2009-2010						
2010-2011						
2011-2012						
Future Funding	57,298	5,000	150,000	3,613,000		3,825,298
TOTAL COST	400,298	10,000	150,000	3,613,000	9,000	4,182,298

PROJECT SPECIFICATIONS

PROJECT DESCRIPTION:
Reconstruction of Horseshoe Drive from Jackson Street to Masonic Drive, consisting of an 8" thick 30' wide concrete pavement, catch basins, and all additional street and drainage appurtenances required to construct this Project.

PROJECT JUSTIFICATION:
Project was approved as part of TIP and is eligible for Federal Funds.

PROJECT PRIORITY: A
START DATE: February 2009 **EST TIME TO COMPLETE:** One Year
OPERATING BUDGET EFFECT:
 NONE N/A SEE DETAIL

SHEET A 2007-2008/2011-2012 CAPITAL IMPROVEMENTS PROGRAM

PROJECT TITLE: Lincoln Road/Tulane to Sugarhouse	PROJECT CATEGORY: Streets
PROJECT NUMBER: 260201	COUNCIL DISTRICT # 3
DIVISION: Planning & Economic Development	DEPARTMENT: Engineering

PROJECT BUDGET

REVENUE BREAKDOWN

REVENUE SOURCES	FEDERAL FUNDS	SALES TAX	TOTAL
PRIOR BDGTS		50,157	50,157
PRIOR EXP		157	157
BUDGET C/O		50,000	50,000
2007-2008			
2008-2009			
2009-2010			
2010-2011			
2011-2012			
Future Funding		2,485,941	2,485,941
TOTAL COST		2,536,098	2,536,098

EXPENDITURE BREAKDOWN

EXPENDITURE BREAKDOWN	ENGINEERING	TESTING	LAND ACQUISITION	CONSTRUCTION	OTHER	TOTAL
PRIOR BDGTS	50,157					50,157
2007-2008						
2008-2009						
2009-2010						
2010-2011						
2011-2012						
Future Funding	307,941			2,178,000		2,485,941
TOTAL COST	358,098			2,178,000		2,536,098

PROJECT SPECIFICATIONS

PROJECT DESCRIPTION:

Construction of a 8" thick - 30' wide concrete pavement with curb and gutter; 5' wide sidewalks on both sides of street; subsurface drainage improvements; catch basins; connection of Lincoln road to all connecting streets; and, all additional street and drainage appurtenances needed for the construction of this project.

PROJECT JUSTIFICATION:

Project is eligible for 80% Federal Funding and has been approved as part of the Transportation Improvement Program.

Improvements will connect Lincoln Road to Sugarhouse Road improvements and provide access to and from I-49.

PROJECT PRIORITY: B

START DATE: June 2011

EST TIME TO COMPLETE: 12 Months

OPERATING BUDGET EFFECT:

NONE

N/A

SEE DETAIL

PROJECT TITLE: North Mall-Stercx to Lee St		PROJECT CATEGORY: Streets	
PROJECT NUMBER: 260405		COUNCIL DISTRICT # 2 & 4	
DIVISION: Planning & Economic Development		DEPARTMENT: Engineering	

PROJECT BUDGET

REVENUE BREAKDOWN

REVENUE SOURCES				SALES TAX BONDS 2004	SALES TAX	TOTAL
PRIOR BDGTS				2,455,000	107,000	2,562,000
PRIOR EXP				444,604	76,270	520,874
BUDGET C/0				2,010,396	30,730	2,041,126
2007-2008				250,000		250,000
2008-2009						
2009-2010						
2010-2011						
2011-2012						
Future Funding						
TOTAL COST				2,705,000	107,000	2,812,000

EXPENDITURE BREAKDOWN

EXPENDITURE BREAKDOWN	ENGINEERING	TESTING	LAND ACQUISITION	CONSTRUCTION	OTHER	TOTAL
PRIOR BDGTS	162,000	5,000	425,000	1,950,000	20,000	2,562,000
2007-2008				250,000		250,000
2008-2009						
2009-2010						
2010-2011						
2011-2012						
Future Funding						
TOTAL COST	162,000	5,000	425,000	2,200,000	20,000	2,812,000

PROJECT SPECIFICATIONS

PROJECT DESCRIPTION:

Widening of North Mall Drive and Lee Street. North Mall Drive will be widen from a three lane pavement section to a five and six lane pavement section. Lee Street to be widen from a four lane to a five lane section. This project will also provide intersection improvements for Lee at Broadway and North Mall Drive at Stercx.

PROJECT JUSTIFICATION:

With the construction of new retail stores along North Mall Drive and North Boulevard traffic has increased substantially along North Mall Drive. Traffic presently extends through the intersection of North Mall Drive at Stercx Road awaiting the traffic light to change. Also, traffic is backing up towards the Broadway Interchange from Lee Street. The proposed changes will provide additional lanes to handle the increased traffic as well as making improvements to the traffic lights at Broadway and Lee and North Mall Drive at Stercx.

PROJECT PRIORITY:	A	EST TIME TO COMPLETE:	Twelve Months
START DATE:	February 2006	OPERATING BUDGET EFFECT:	
	X NONE		N/A
			SEE DETAIL

SHEET A 2007-2008/2011-2012 CAPITAL IMPROVEMENTS PROGRAM

PROJECT TITLE: Street Improvements & Repair		PROJECT CATEGORY: Streets	
PROJECT NUMBER: 260407		COUNCIL DISTRICT # All	
DIVISION: Planning & Economic Development		DEPARTMENT: Engineering	

PROJECT BUDGET

REVENUE BREAKDOWN

REVENUE SOURCES					PROPERTY TAX 2003	TOTAL
PRIOR BDGTS					2,413,463	2,413,463
PRIOR EXP					1,721,856	1,721,856
BUDGET C/0					691,607	691,607
2007-2008						
2008-2009						
2009-2010						
2010-2011						
2011-2012						
Future Funding						
TOTAL COST					2,413,463	2,413,463

EXPENDITURE BREAKDOWN

EXPENDITURE BREAKDOWN	ENGINEERING	TESTING	LAND ACQUISITION	CONSTRUCTION	OTHER	TOTAL
PRIOR BDGTS				2,413,463		2,413,463
2007-2008						
2008-2009						
2009-2010						
2010-2011						
2011-2012						
Future Funding						
TOTAL COST				2,413,463		2,413,463

PROJECT SPECIFICATIONS

PROJECT DESCRIPTION:

Repair streets though out City.

PROJECT JUSTIFICATION:

There are numerous streets that have failed concrete pavement which needs to be repaired. The 2003 Property Tax call includes funds, that can be made available to assist in repairing streets.

PROJECT PRIORITY: A

START DATE: May 2003

EST TIME TO COMPLETE: Five Years

OPERATING BUDGET EFFECT:

NONE

N/A

SEE DETAIL

SHEET A 2007-2008/2011-2012 CAPITAL IMPROVEMENTS PROGRAM

E.17

PROJECT TITLE: Concrete Panel Repair for Augusta Street/7th to 6th Street	PROJECT CATEGORY: Streets
PROJECT NUMBER: 260501	COUNCIL DISTRICT # 3
DIVISION: Planning & Economic Development	DEPARTMENT: Engineering

PROJECT BUDGET

REVENUE BREAKDOWN

REVENUE SOURCES					PROPERTY TAX - 2003	TOTAL
PRIOR BDGTS					91,000	91,000
PRIOR EXP					40,994	40,994
BUDGET C/0					50,006	50,006
2007-2008						
2008-2009						
2009-2010						
2010-2011						
2011-2012						
Future Funding						
TOTAL COST					91,000	91,000

EXPENDITURE BREAKDOWN

EXPENDITURE BREAKDOWN	ENGINEERING	TESTING	LAND ACQUISITION	CONSTRUCTION	OTHER	TOTAL
PRIOR BDGTS	20,000	2,000		63,500	5,500	91,000
2007-2008						
2008-2009						
2009-2010						
2010-2011						
2011-2012						
Future Funding						
TOTAL COST	20,000	2,000		63,500	5,500	91,000

PROJECT SPECIFICATIONS

PROJECT DESCRIPTION:

Remove and replace 6" thick concrete pavement panels.

PROJECT JUSTIFICATION:

There are 25 concrete panels which have numerous cracks and need to be replaced.

PROJECT PRIORITY:

A

START DATE: March 2006

EST TIME TO COMPLETE:

Two Months

OPERATING BUDGET EFFECT:

NONE

N/A

SEE DETAIL

SHEET A 2007-2008/2011-2012 CAPITAL IMPROVEMENTS PROGRAM

PROJECT TITLE: Extension of Pine Ridge to Trailway	PROJECT CATEGORY: Streets
PROJECT NUMBER: 260503	COUNCIL DISTRICT # 5
DIVISION: Planning & Economic Development	DEPARTMENT: Engineering

PROJECT BUDGET

REVENUE BREAKDOWN

REVENUE SOURCES				UTILITY FUNDS	SALES TAX	TOTAL
PRIOR BDGTS					205,500	205,500
PRIOR EXP					645	645
BUDGET C/0					204,855	204,855
2007-2008						
2008-2009				35,000	60,000	95,000
2009-2010						
2010-2011						
2011-2012						
Future Funding						
TOTAL COST				35,000	265,500	300,500

EXPENDITURE BREAKDOWN

EXPENDITURE BREAKDOWN	ENGINEERING	TESTING	LAND ACQUISITION	CONSTRUCTION	OTHER	TOTAL
PRIOR BDGTS			90,000	100,500	15,000	205,500
2007-2008						
2008-2009				95,000		95,000
2009-2010						
2010-2011						
2011-2012						
Future Funding						
TOTAL COST			90,000	195,500	15,000	300,500

PROJECT SPECIFICATIONS

PROJECT DESCRIPTION:

Construction of 8" thick concrete pavement across Bayou Robert, concrete sidewalk and subsurface drainage improvements.

PROJECT JUSTIFICATION:

One of the phases of Tennyson Oaks Subdivision will require the construction of a street across Bayou Robert. According to Section 28-4.4F of our City Ordinance, the City of Alexandria is responsible for traversing the Bayou. Therefore, the City will construction improvements across Bayou Robert and the Developer will extend the streets to connect to the City's crossing.

PROJECT PRIORITY: B

START DATE: February 2006

EST TIME TO COMPLETE: Three Months

OPERATING BUDGET EFFECT:

NONE

N/A

SEE DETAIL

SHEET A 2007-2008/2011-2012 CAPITAL IMPROVEMENTS PROGRAM

PROJECT TITLE: Jones Avenue Overlay	PROJECT CATEGORY: Streets
PROJECT NUMBER: 260506	COUNCIL DISTRICT # 3
DIVISION: Planning & Economic Development	DEPARTMENT: Engineering

PROJECT BUDGET

REVENUE BREAKDOWN

REVENUE SOURCES				SALES TAX BONDS - 301	SALES TAX	TOTAL
PRIOR BDGTS				128,000	960,000	1,088,000
PRIOR EXP				101,848	321,894	423,742
BUDGET C/D				26,152	638,106	664,258
2007-2008						
2008-2009						
2009-2010						
2010-2011						
2011-2012						
Future Funding						
TOTAL COST				128,000	960,000	1,088,000

EXPENDITURE BREAKDOWN

EXPENDITURE BREAKDOWN	ENGINEERING	TESTING	LAND ACQUISITION	CONSTRUCTION	OTHER	TOTAL
PRIOR BDGTS	105,000	4,000		970,000	9,000	1,088,000
2007-2008						
2008-2009						
2009-2010						
2010-2011						
2011-2012						
Future Funding						
TOTAL COST	105,000	4,000		970,000	9,000	1,088,000

PROJECT SPECIFICATIONS

PROJECT DESCRIPTION:

Overlaying of Jones Avenue from Broadway to Willow Glen River Road. Also, this project will include some subsurface drainage improvements.

PROJECT JUSTIFICATION:

Jones Avenue is located in front of three schools. The existing pavement is very rough and needs to be overlaid to provide a smooth riding surface.

PROJECT PRIORITY: A

START DATE: February 2006

EST TIME TO COMPLETE: Six Months

OPERATING BUDGET EFFECT:

NONE

N/A

SEE DETAIL

PROJECT TITLE: Aerial Photography		PROJECT CATEGORY: Streets	
PROJECT NUMBER: 260507		COUNCIL DISTRICT # All	
DIVISION: Planning & Economic Development		DEPARTMENT: Engineering	

PROJECT BUDGET

REVENUE BREAKDOWN

REVENUE SOURCES					SALES TAX	TOTAL
PRIOR BDGTS					90,000	90,000
PRIOR EXP					49,025	49,025
BUDGET C/O					40,975	40,975
2007-2008					35,000	35,000
2008-2009					35,000	35,000
2009-2010					35,000	35,000
2010-2011					35,000	35,000
2011-2012					35,000	35,000
Future Funding						
TOTAL COST					265,000	265,000

EXPENDITURE BREAKDOWN

EXPENDITURE BREAKDOWN	ENGINEERING	TESTING	LAND ACQUISITION	CONSTRUCTION	OTHER	TOTAL
PRIOR BDGTS					90,000	90,000
2007-2008					35,000	35,000
2008-2009					35,000	35,000
2009-2010					35,000	35,000
2010-2011					35,000	35,000
2011-2012					35,000	35,000
Future Funding						
TOTAL COST					265,000	265,000

PROJECT SPECIFICATIONS

PROJECT DESCRIPTION:

Aerial photos of the City in computer files.

PROJECT JUSTIFICATION:

The City is involved with numerous Capital Projects. The use of current aerial photos, in computer files, assist the City in determining the scope of proposed projects and a visual map that provides the concept of the proposed improvements before the project is actually designed.

PROJECT PRIORITY: A

START DATE: On Going

EST TIME TO COMPLETE: N/A

OPERATING BUDGET EFFECT:

NONE

N/A

SEE DETAIL

SHEET A 2007-2008/2011-2012 CAPITAL IMPROVEMENTS PROGRAM

E.21

PROJECT TITLE: Enterprise Sidewalks		PROJECT CATEGORY: Streets	
PROJECT NUMBER: 260508		COUNCIL DISTRICT # All	
DIVISION: Planning & Economic Development		DEPARTMENT: Engineering	

PROJECT BUDGET

REVENUE BREAKDOWN

REVENUE SOURCES					SALES TAX	TOTAL
PRIOR BDGTS					152,000	152,000
PRIOR EXP					6,636	6,636
BUDGET C/O					145,364	145,364
2007-2008					175,000	175,000
2008-2009						
2009-2010						
2010-2011						
2011-2012						
Future Funding						
TOTAL COST					327,000	327,000

EXPENDITURE BREAKDOWN

EXPENDITURE BREAKDOWN	ENGINEERING	TESTING	LAND ACQUISITION	CONSTRUCTION	OTHER	TOTAL
PRIOR BDGTS	30,000	1,500	25,000	88,000	7,500	152,000
2007-2008				175,000		175,000
2008-2009						
2009-2010						
2010-2011						
2011-2012						
Future Funding						
TOTAL COST	30,000	1,500	25,000	263,000	7,500	327,000

PROJECT SPECIFICATIONS

PROJECT DESCRIPTION:
Construct five foot wide sidewalk along Enterprise Road.

PROJECT JUSTIFICATION:
Enterprise Road has road side has limited shoulders and deep ditches. When children are dropped off from school at Highway 1 at Enterprise Road, the children have to walk on the street since there is little room for them to walk on the road shoulder. Sidewalks will be constructed behind the existing ditch which will provide safety for the children as they walk home from the school bus stop.

PROJECT PRIORITY: A

START DATE: August 2005 **EST TIME TO COMPLETE:** Two Months

OPERATING BUDGET EFFECT:
 NONE N/A SEE DETAIL

SHEET A 2007-2008/2011-2012 CAPITAL IMPROVEMENTS PROGRAM

PROJECT TITLE: Tulane/Lincoln to Eddie Williams	PROJECT CATEGORY: Streets
PROJECT NUMBER: 260509	COUNCIL DISTRICT # 3
DIVISION: Planning & Economic Development	DEPARTMENT: Engineering

PROJECT BUDGET

REVENUE BREAKDOWN

REVENUE SOURCES	SALES TAX BONDS 2004	SALES TAX	TOTAL
PRIOR BDGTS	250,869	39,000	289,869
PRIOR EXP	247,777	26,182	273,959
BUDGET C/0	3,092	12,818	15,910
2007-2008			
2008-2009			
2009-2010			
2010-2011			
2011-2012			
Future Funding			
TOTAL COST	250,869	39,000	289,869

EXPENDITURE BREAKDOWN

EXPENDITURE BREAKDOWN	ENGINEERING	TESTING	LAND ACQUISITION	CONSTRUCTION	OTHER	TOTAL
PRIOR BDGTS			14,000	275,869		289,869
2007-2008						
2008-2009						
2009-2010						
2010-2011						
2011-2012						
Future Funding						
TOTAL COST			14,000	275,869		289,869

PROJECT SPECIFICATIONS

PROJECT DESCRIPTION:

Construction of 24 foot wide 8" thick concrete street with subsurface drainage and utility improvements.

PROJECT JUSTIFICATION:

Project is included as part of the CDA Program.

PROJECT PRIORITY: A

START DATE: January 2005

EST TIME TO COMPLETE: Six months

OPERATING BUDGET EFFECT:

NONE

N/A

SEE DETAIL

SHEET A 2007-2008/2011-2012 CAPITAL IMPROVEMENTS PROGRAM

PROJECT TITLE: Extension of Cloverleaf Boulevard	PROJECT CATEGORY: Streets
PROJECT NUMBER: 260603	COUNCIL DISTRICT # 5
DIVISION: Planning & Economic Development	DEPARTMENT: Engineering

PROJECT BUDGET

REVENUE BREAKDOWN

REVENUE SOURCES					SALES TAX	TOTAL
PRIOR BDGTS					660,000	660,000
PRIOR EXP						
BUDGET C/0					660,000	660,000
2007-2008						
2008-2009						
2009-2010						
2010-2011						
2011-2012						
Future Funding						
TOTAL COST					660,000	660,000

EXPENDITURE BREAKDOWN

EXPENDITURE BREAKDOWN	ENGINEERING	TESTING	LAND ACQUISITION	CONSTRUCTION	OTHER	TOTAL
PRIOR BDGTS			160,000	500,000		660,000
2007-2008						
2008-2009						
2009-2010						
2010-2011						
2011-2012						
Future Funding						
TOTAL COST			160,000	500,000		660,000

PROJECT SPECIFICATIONS

PROJECT DESCRIPTION:
Purchase of property and construct 40' wide 8" thick concrete street with sidewalks and subsurface drainage.

PROJECT JUSTIFICATION:
Extension of Cloverleaf Boulevard is shown on the Master Street Plan. In order to insure that this extension will be constructed, the City needs to purchase the right of way and construct a portion of the street.

PROJECT PRIORITY: A
START DATE: March 2011 **EST TIME TO COMPLETE:** Six Months
OPERATING BUDGET EFFECT:
 NONE N/A SEE DETAIL

SHEET A 2007-2008/2011-2012 CAPITAL IMPROVEMENTS PROGRAM

PROJECT TITLE: Jackson @ MacArthur Intersection Improvements	PROJECT CATEGORY: Streets
PROJECT NUMBER: 260605	COUNCIL DISTRICT # 5
DIVISION: Planning & Economic Development	DEPARTMENT: Engineering

PROJECT BUDGET

REVENUE BREAKDOWN

REVENUE SOURCES				UTILITY FUNDS	SALES TAX	TOTAL
PRIOR BDGTS					60,000	60,000
PRIOR EXP						
BUDGET C/0					60,000	60,000
2007-2008						
2008-2009						
2009-2010				10,000	15,000	25,000
2010-2011						
2011-2012						
Future Funding						
TOTAL COST				10,000	75,000	85,000

EXPENDITURE BREAKDOWN

EXPENDITURE BREAKDOWN	ENGINEERING	TESTING	LAND ACQUISITION	CONSTRUCTION	OTHER	TOTAL
PRIOR BDGTS				60,000		60,000
2007-2008						
2008-2009						
2009-2010				25,000		25,000
2010-2011						
2011-2012						
Future Funding						
TOTAL COST				85,000		85,000

PROJECT SPECIFICATIONS

PROJECT DESCRIPTION:			
PROJECT JUSTIFICATION:			
PROJECT PRIORITY:	A	EST TIME TO COMPLETE:	Six Months
START DATE:	March 2011	OPERATING BUDGET EFFECT:	
	<input checked="" type="checkbox"/> NONE	<input type="checkbox"/> N/A	<input type="checkbox"/> SEE DETAIL

SHEET A 2007-2008/2011-2012 CAPITAL IMPROVEMENTS PROGRAM

PROJECT TITLE: Land Acquisitions	PROJECT CATEGORY: Streets
PROJECT NUMBER: 260608	COUNCIL DISTRICT # 5
DIVISION: Planning & Economic Development	DEPARTMENT: Engineering

PROJECT BUDGET

REVENUE BREAKDOWN

REVENUE SOURCES					SALES TAX	TOTAL
PRIOR BDGTS					454,000	454,000
PRIOR EXP					5,198	5,198
BUDGET C/O					448,802	448,802
2007-2008					60,000	60,000
2008-2009					60,000	60,000
2009-2010					60,000	60,000
2010-2011					60,000	60,000
2011-2012					60,000	60,000
Future Funding						
TOTAL COST					754,000	754,000

EXPENDITURE BREAKDOWN

EXPENDITURE BREAKDOWN	ENGINEERING	TESTING	LAND ACQUISITION	CONSTRUCTION	OTHER	TOTAL
PRIOR BDGTS			454,000			454,000
2007-2008			60,000			60,000
2008-2009			60,000			60,000
2009-2010			60,000			60,000
2010-2011			60,000			60,000
2011-2012			60,000			60,000
Future Funding						
TOTAL COST			754,000			754,000

PROJECT SPECIFICATIONS

PROJECT DESCRIPTION:			
PROJECT JUSTIFICATION:			
PROJECT PRIORITY:	A	EST TIME TO COMPLETE:	Six Months
START DATE:	March 2011	OPERATING BUDGET EFFECT:	
	X NONE		N/A
			SEE DETAIL

SHEET A 2007-2008/2011-2012 CAPITAL IMPROVEMENTS PROGRAM

PROJECT TITLE: Browns Bend Road -McArthur to Left Bank Subdivision	PROJECT CATEGORY: Streets
PROJECT NUMBER: 260703	COUNCIL DISTRICT # 1
DIVISION: Planning & Economic Development	DEPARTMENT: Engineering

PROJECT BUDGET

REVENUE BREAKDOWN

REVENUE SOURCES					SALES TAX	TOTAL
PRIOR BDGTS					306,000	306,000
PRIOR EXP					266,951	266,951
BUDGET C/0					39,049	39,049
2007-2008						
2008-2009						
2009-2010						
2010-2011						
2011-2012						
Future Funding						
TOTAL COST					306,000	306,000

EXPENDITURE BREAKDOWN

EXPENDITURE BREAKDOWN	ENGINEERING	TESTING	LAND ACQUISITION	CONSTRUCTION	OTHER	TOTAL
PRIOR BDGTS	78,300	2,000		210,000	15,700	306,000
2007-2008						
2008-2009						
2009-2010						
2010-2011						
2011-2012						
Future Funding						
TOTAL COST	78,300	2,000		210,000	15,700	306,000

PROJECT SPECIFICATIONS

PROJECT DESCRIPTION:

Reconstruction of Browns Bend Road from MacArthur Drive to Left Bank Subdivision consisting of the removal of existing asphalt surfacing; installation of at least 6" thick crushed limestone; 3" of asphalt surfacing; connecting existing driveways to new pavement; installing a 3' wide shoulder on both sides of new pavement; and, installation of traffic control devices.

PROJECT JUSTIFICATION:

There are several new subdivisions that are being constructed adjacent to Browns Bend Road between MacArthur Drive and Left Bank Subdivision. As a result of the new construction and the condition of the existing road pavement, Browns Bend Road is deteriorating and has numerous potholes.

PROJECT PRIORITY: A

START DATE: March 2007

EST TIME TO COMPLETE: Four Months

OPERATING BUDGET EFFECT:

NONE

N/A

SEE DETAIL

SHEET A 2007-2008/2011-2012 CAPITAL IMPROVEMENTS PROGRAM

PROJECT TITLE: 6th & 7th Street / Cotton to Monroe	PROJECT CATEGORY: Streets
PROJECT NUMBER: 260801	COUNCIL DISTRICT # 1
DIVISION: Planning & Economic Development	DEPARTMENT: Engineering

PROJECT BUDGET

REVENUE BREAKDOWN

REVENUE SOURCES				OTHER	SALES TAX	TOTAL
PRIOR BDGTS						
PRIOR EXP						
BUDGET C/O						
2007-2008					200,000	200,000
2008-2009					300,000	300,000
2009-2010				3,000,000		3,000,000
2010-2011				2,000,000		2,000,000
2011-2012						
Future Funding						
TOTAL COST				5,000,000	500,000	5,500,000

EXPENDITURE BREAKDOWN

EXPENDITURE BREAKDOWN	ENGINEERING	TESTING	LAND ACQUISITION	CONSTRUCTION	OTHER	TOTAL
PRIOR BDGTS						
2007-2008	200,000					200,000
2008-2009	200,000		100,000			300,000
2009-2010				3,000,000		3,000,000
2010-2011				2,000,000		2,000,000
2011-2012						
Future Funding						
TOTAL COST	400,000		100,000	5,000,000		5,500,000

PROJECT SPECIFICATIONS

PROJECT DESCRIPTION:			
PROJECT JUSTIFICATION:			
PROJECT PRIORITY:	A	EST TIME TO COMPLETE:	Four Months
START DATE:	March 2007	OPERATING BUDGET EFFECT:	
	X NONE		N/A
			SEE DETAIL

F. PUBLIC SAFETY - POLICE

TABLE OF CONTENTS

	<u>PUBLIC SAFETY - POLICE</u>	<u>PAGE</u>
500701	Surveillance Cameras	4
500801	Public Safety Generator	5
500802	Motorola Mobile Radio Replacement	6

**COMBINED CAPITAL PROJECTS
SOURCES OF FUNDING SUMMARY**

PUBLIC SAFETY - POLICE

PROJECT IDENTIFICATION	SALES TAXES	SALES TX BONDS 04	AD VAL TAX - 88	AD VAL TAX-03	FEDERAL FUNDS	STATE FUNDS	UTILITY FUND	UTIL REV BONDS 04	OTHER	TOTALS
Public Safety Generator	200,000									200,000
Motorola Mobile Radio Replac	37,200									37,200
Total Police	237,200	0	0	0	0	0	0	0	0	237,200

**GENERAL CAPITAL PROJECTS
FIVE YEAR CAPITAL PLAN**

POLICE

PROJ #	PROJECT IDENTIFICATION	BUDGET C/O	FISCAL YEAR					TOTAL 5 YEAR	BEYOND 2012	TOTAL COST	
			07-08	08-09	09-10	10-11	11-12				
500701	Surveillance Cameras	200,000						0		200,000	
500801	Public Safety Generator		200,000					200,000		200,000	
500802	Motorola Mobile Radio Replacement		37,200					37,200		37,200	
Total Police			200,000	237,200	0	0	0	0	237,200	0	437,200

- * Project Number to be Assigned
- @ New or Revised Projects
- Projects to be closed

SHEET A 2007-2008/2011-2012 CAPITAL IMPROVEMENTS PROGRAM

PROJECT TITLE: Surveillance Cameras	PROJECT CATEGORY: Public Safety
PROJECT NUMBER: 500701	COUNCIL DISTRICT # N/A
DIVISION: Police	DEPARTMENT: Police

PROJECT BUDGET

REVENUE BREAKDOWN

REVENUE SOURCES					SALES TAX	TOTAL
PRIOR BDGTS					200,000	200,000
PRIOR EXP						
BUDGET C/O					200,000	200,000
2007-2008						
2008-2009						
2009-2010						
2010-2011						
2011-2012						
BEYOND 2012						
TOTAL COST					200,000	200,000

EXPENDITURE BREAKDOWN

EXPENDITURE BREAKDOWN	ENGINEERING	TESTING	LAND ACQUISITION	CONSTRUCTION	OTHER	TOTAL
PRIOR BDGTS					200,000	200,000
2007-2008						
2008-2009						
2009-2010						
2010-2011						
2011-2012						
BEYOND 2012						
TOTAL COST					200,000	200,000

PROJECT SPECIFICATIONS

PROJECT DESCRIPTION: Consists of 8 cameras and 3 plasma television monitors.	
PROJECT JUSTIFICATION: Cameras are mobile and can be moved to check on drug trafficking and other criminal activities around the City. Will enhance ability to apprehend and prosecute offenders.	
PROJECT PRIORITY:	
START DATE: 2004	EST TIME TO COMPLETE: 1 Year
OPERATING BUDGET EFFECT: NONE	N/A SEE DETAIL

SHEET A 2007-2008/2011-2012 CAPITAL IMPROVEMENTS PROGRAM

PROJECT TITLE: Motorola Mobile Radio Replacement	PROJECT CATEGORY: Public Safety
PROJECT NUMBER: 500802	COUNCIL DISTRICT # N/A
DIVISION: Police	DEPARTMENT: Police

PROJECT BUDGET

REVENUE BREAKDOWN

REVENUE SOURCES					SALES TAX	TOTAL
PRIOR BDGTS						
PRIOR EXP						
BUDGET C/0						
2007-2008					37,200	37,200
2008-2009						
2009-2010						
2010-2011						
2011-2012						
BEYOND 2012						
TOTAL COST					37,200	37,200

EXPENDITURE BREAKDOWN

EXPENDITURE BREAKDOWN	ENGINEERING	TESTING	LAND ACQUISITION	CONSTRUCTION	OTHER	TOTAL
PRIOR BDGTS						
2007-2008					37,200	37,200
2008-2009						
2009-2010						
2010-2011						
2011-2012						
BEYOND 2012						
TOTAL COST					37,200	37,200

PROJECT SPECIFICATIONS

PROJECT DESCRIPTION:

Replace 8 radios in the detective units.

PROJECT JUSTIFICATION:

Existing Convertacom radios lack range and are not in production any more.

PROJECT PRIORITY:

START DATE: 2007

EST TIME TO COMPLETE:

1 Year

OPERATING BUDGET EFFECT:

NONE

N/A

SEE DETAIL

G. PUBLIC SAFETY - FIRE

TABLE OF CONTENTS

	<u>PUBLIC SAFETY - FIRE</u>	<u>PAGE</u>
600503	Fire Station Relocation	4
600801	Replace 2 Pumper Trucks	5
*	Mechanic Garage	6
*	Renovation at Station #4	7

**COMBINED CAPITAL PROJECTS
SOURCES OF FUNDING SUMMARY**

PUBLIC SAFETY - FIRE

PROJECT IDENTIFICATION	SALES TAXES	SALES TX BONDS 04	AD VAL TAX - 88	AD VAL TAX- 03	FEDERAL FUNDS	STATE FUNDS	UTILITY FUND	UTIL REV BONDS 04	OTHER	TOTALS
Replace Pumper Trucks	250,000									250,000
Total Fire	250,000	0	0	0	0	0	0	0	0	250,000

**GENERAL CAPITAL PROJECTS
FIVE YEAR CAPITAL PLAN**

FIRE

PROJ #	PROJECT IDENTIFICATION	BUDGET C/O	FISCAL YEAR					TOTAL 5 YEAR	BEYOND 2012	TOTAL COST
			07-08	08-09	09-10	10-11	11-12			
600503	Fire Station Relocation	650,895						0	1,800,000	2,450,895
600801	Replace Pumper Trucks	0	250,000	800,000				1,050,000		1,050,000
*	Mechanic Garage	0						0	750,000	750,000
*	Renovate Station #4	0						0	325,000	325,000
Total Fire			650,895	250,000	800,000	0	0	0	1,050,000	2,875,000

- * Project Number to be Assigned
- Ⓞ New or Revised Projects
- Projects to be closed

SHEET A 2007-2008/2011-2012 CAPITAL IMPROVEMENTS PROGRAM

G.4

PROJECT TITLE: Fire Station Relocation	PROJECT CATEGORY: Public Safety
PROJECT NUMBER: 600503	COUNCIL DISTRICT # N/A
DIVISION: Fire	DEPARTMENT: Fire

PROJECT BUDGET

REVENUE BREAKDOWN

REVENUE SOURCES					SALES TAX BONDS 2004	TOTAL
PRIOR BDGTS					700,000	700,000
PRIOR EXP					49,105	49,105
BUDGET C/0					650,895	650,895
2007-2008						
2008-2009						
2009-2010						
2010-2011						
2011-2012						
BEYOND 2012					1,800,000	1,800,000
TOTAL COST					2,500,000	2,500,000

EXPENDITURE BREAKDOWN

EXPENDITURE BREAKDOWN	ENGINEERING	TESTING	LAND ACQUISITION	CONSTRUCTION	OTHER	TOTAL
PRIOR BDGTS	200,000			500,000		700,000
2007-2008						
2008-2009						
2009-2010						
2010-2011						
2011-2012						
BEYOND 2012				1,800,000		1,800,000
TOTAL COST	200,000			2,300,000		2,500,000

PROJECT SPECIFICATIONS

PROJECT DESCRIPTION:

Study the location of existing fire stations and replace those deemed in poor locations where indicated.

PROJECT JUSTIFICATION:

Very little relocation has been done since the 1950's. Current locations may not maximize the use of the trucks and crews.

PROJECT PRIORITY: A

START DATE: 2006 **EST TIME TO COMPLETE:** 3 Years

OPERATING BUDGET EFFECT:

NONE X N/A SEE DETAIL

SHEET A 2007-2008/2011-2012 CAPITAL IMPROVEMENTS PROGRAM

G.5

PROJECT TITLE: Replace Pumper Trucks	PROJECT CATEGORY: Public Safety
PROJECT NUMBER: 600801	COUNCIL DISTRICT # N/A
DIVISION: Fire	DEPARTMENT: Fire

PROJECT BUDGET

REVENUE BREAKDOWN

REVENUE SOURCES					SALES TAX	TOTAL
PRIOR BDGTS						
PRIOR EXP						
BUDGET C/0						
2007-2008					250,000	250,000
2008-2009					800,000	800,000
2009-2010						
2010-2011						
2011-2012						
BEYOND 2012						
TOTAL COST					1,050,000	1,050,000

EXPENDITURE BREAKDOWN

EXPENDITURE BREAKDOWN	ENGINEERING	TESTING	LAND ACQUISITION	CONSTRUCTION	OTHER	TOTAL
PRIOR BDGTS						
2007-2008					250,000	250,000
2008-2009					800,000	800,000
2009-2010						
2010-2011						
2011-2012						
BEYOND 2012						
TOTAL COST					1,050,000	1,050,000

PROJECT SPECIFICATIONS

PROJECT DESCRIPTION:
 Replace Engine #20, a 1991 1250 gallon pumper truck.
 Replace 2 1986 1500 gallon pumper trucks.

PROJECT JUSTIFICATION:
 Existing models are aging and becoming high maintenance

PROJECT PRIORITY: A

START DATE: 2006 **EST TIME TO COMPLETE:** 1 Year

OPERATING BUDGET EFFECT:
 NONE X N/A SEE DETAIL

SHEET A 2007-2008/2011-2012 CAPITAL IMPROVEMENTS PROGRAM

PROJECT TITLE: Mechanic Garage	PROJECT CATEGORY: Public Safety
PROJECT NUMBER: N/A	COUNCIL DISTRICT # N/A
DIVISION: Fire	DEPARTMENT: Fire

PROJECT BUDGET

REVENUE BREAKDOWN

REVENUE SOURCES					SALES TAX	TOTAL
PRIOR BDGTS						
PRIOR EXP						
BUDGET C/0						
2007-2008						
2008-2009						
2009-2010						
2010-2011						
2011-2012						
BEYOND 2012					750,000	750,000
TOTAL COST					750,000	750,000

EXPENDITURE BREAKDOWN

EXPENDITURE BREAKDOWN	ENGINEERING	TESTING	LAND ACQUISITION	CONSTRUCTION	OTHER	TOTAL
PRIOR BDGTS						
2007-2008						
2008-2009						
2009-2010						
2010-2011						
2011-2012						
BEYOND 2012				750,000		750,000
TOTAL COST				750,000		750,000

PROJECT SPECIFICATIONS

PROJECT DESCRIPTION:

Replace Mechanic's shop.

PROJECT JUSTIFICATION:

Existing cannot fit fire trucks inside.

PROJECT PRIORITY: A

START DATE: N/A

EST TIME TO COMPLETE: N/A

OPERATING BUDGET EFFECT:

NONE

N/A

SEE DETAIL

SHEET A 2007-2008/2011-2012 CAPITAL IMPROVEMENTS PROGRAM

G.7

PROJECT TITLE: Renovation at Station #4	PROJECT CATEGORY: Public Safety
PROJECT NUMBER: N/A	COUNCIL DISTRICT # N/A
DIVISION: Fire	DEPARTMENT: Fire

PROJECT BUDGET

REVENUE BREAKDOWN

REVENUE SOURCES					SALES TAX	TOTAL
PRIOR BDGTS						
PRIOR EXP						
BUDGET C/0						
2007-2008						
2008-2009						
2009-2010						
2010-2011						
2011-2012						
BEYOND 2012					325,000	325,000
TOTAL COST					325,000	325,000

EXPENDITURE BREAKDOWN

EXPENDITURE BREAKDOWN	ENGINEERING	TESTING	LAND ACQUISITION	CONSTRUCTION	OTHER	TOTAL
PRIOR BDGTS						
2007-2008						
2008-2009						
2009-2010						
2010-2011						
2011-2012						
BEYOND 2012				325,000		325,000
TOTAL COST				325,000		325,000

PROJECT SPECIFICATIONS

PROJECT DESCRIPTION: Comprehensive renovation at Fire Station #4 - Lee Street at Masonic Drive			
PROJECT JUSTIFICATION: Building is 54 years old and in need of major renovation.			
PROJECT PRIORITY:	A	EST TIME TO COMPLETE:	N/A
START DATE:	N/A		
OPERATING BUDGET EFFECT:	NONE	X	N/A
			SEE DETAIL

This Page Left Blank

H. PARKS & RECREATION

TABLE OF CONTENTS

		<u><i>PARKS AND RECREATION</i></u>	<u>PAGE</u>
439001	Park Acquisitions & Improvements	4
430203	Bayou Rapides Park & Walking Trail	5
430404	Johnny Downs Park	6
440601	Harmon Park Improvements	7
440602	Golf Course Improvements	8
•	Recreation Park Improvements	9

**COMBINED CAPITAL PROJECTS
SOURCES OF FUNDING SUMMARY**

PARKS AND RECREATION

PROJECT IDENTIFICATION	SALES TAXES	SALES TX BONDS 04	AD VAL TAX - 88	AD VAL TAX- 03	FEDERAL FUNDS	STATE FUNDS	UTILITY FUND	UTIL REV BONDS 04	OTHER	TOTALS
Park Acquisitions/ Improv	75,000									75,000
Total Parks and Recreation	75,000	0	0	0	0	0	0	0	0	75,000

**GENERAL CAPITAL PROJECTS
FIVE YEAR CAPITAL PLAN**

PARKS AND RECREATION

PROJ #	PROJECT IDENTIFICATION	BUDGET C/O	FISCAL YEAR					TOTAL 5 YEAR	BEYOND 2012	TOTAL COST
			07-08	08-09	09-10	10-11	11-12			
439001	Park Acquisitions & Imprvmt	100,667	75,000	75,000	75,000	75,000	75,000	375,000		475,667
430203	Bayou Rapides Park/Trail	78,052						0	350,000	428,052
430404	Johnny Downs Park	215,212						0		215,212
440601	Harmon Park Improvements	50,000						0		50,000
440602	Golf Course Improvements	25,585						0		25,585
*	Recreational Park Improvements				1,000,000	1,000,000	1,000,000	3,000,000		3,000,000
Total Park/Recreation		469,516	75,000	75,000	1,075,000	1,075,000	1,075,000	3,375,000	350,000	4,194,516

- * Project Number to be Assigned
- Ⓜ New or Revised Projects
- Projects to be closed

SHEET A 2007-2008/2011-2012 CAPITAL IMPROVEMENTS PROGRAM

PROJECT TITLE: Park Acquisitions & Improvements	PROJECT CATEGORY: Parks
PROJECT NUMBER: 439001	COUNCIL DISTRICT # N/A
DIVISION: Public Works	DEPARTMENT: Parks & Recreation

PROJECT BUDGET

REVENUE BREAKDOWN

REVENUE SOURCES			OTHER	STATE FUNDS	SALES TAX	TOTAL
PRIOR BDGTS			4,700	53,625	994,758	1,053,083
PRIOR EXP			4,700	53,625	894,091	952,416
BUDGET C/0			0	0	100,667	100,667
2007-2008					75,000	75,000
2008-2009					75,000	75,000
2009-2010					75,000	75,000
2010-2011					75,000	75,000
2011-2012					75,000	75,000
BEYOND 2012						
TOTAL COST			4,700	53,625	1,369,758	1,428,083

EXPENDITURE BREAKDOWN

EXPENDITURE BREAKDOWN	ENGINEERING	TESTING	LAND ACQUISITION	CONSTRUCTION	OTHER	TOTAL
PRIOR BDGTS			852,982	4,700	195,401	1,053,083
2007-2008			75,000			75,000
2008-2009			75,000			75,000
2009-2010			75,000			75,000
2010-2011			75,000			75,000
2011-2012			75,000			75,000
BEYOND 2012						
TOTAL COST			1,227,982	4,700	195,401	1,428,083

PROJECT SPECIFICATIONS

PROJECT DESCRIPTION:

To acquire land for park and green space for the City of Alexandria. This is a multi-year project that is seeking to secure a large acreage tract.

To improve and develop parks and green space within the City of Alexandria. This is a multi-year project that is seeking to enhance the aesthetic quality and recreational function of existing and future City owned parks and green space.

PROJECT JUSTIFICATION:

Park and green space in Alexandria is being overwhelmed by usage. There is not adequate space to accommodate citizen usage. Additional land is necessary.

The City has begun an aggressive land acquisition program to accommodate the increased citizen usage of parks and green space. Additional funds are necessary to develop tracks as they are acquired by the City.

PROJECT PRIORITY: B

START DATE: Ongoing

EST TIME TO COMPLETE: As Needed

OPERATING BUDGET EFFECT:

NONE

N/A

SEE DETAIL

SHEET A 2007-2008/2011-2012 CAPITAL IMPROVEMENTS PROGRAM

PROJECT TITLE: Bayou Rapides Park & Walking Trail	PROJECT CATEGORY: Parks
PROJECT NUMBER: 430203	COUNCIL DISTRICT # N/A
DIVISION: Public Works	DEPARTMENT: Parks & Recreation

PROJECT BUDGET

REVENUE BREAKDOWN

REVENUE SOURCES	FEDERAL FUNDS	SALES TAX BONDS 2004	SALES TAX	TOTAL
PRIOR BDGTS		77,000	360,500	437,500
PRIOR EXP		64,193	295,255	359,448
BUDGET C/0		12,807	65,245	78,052
2007-2008				
2008-2009				
2009-2010				
2010-2011				
2011-2012				
BEYOND 2012	273,000		77,000	350,000
TOTAL COST	273,000	77,000	437,500	787,500

EXPENDITURE BREAKDOWN

EXPENDITURE BREAKDOWN	ENGINEERING	TESTING	LAND ACQUISITION	CONSTRUCTION	OTHER	TOTAL
PRIOR BDGTS				437,500		437,500
2007-2008						
2008-2009						
2009-2010						
2010-2011						
2011-2012						
BEYOND 2012	59,460	3,540		287,000		350,000
TOTAL COST	59,460	3,540		724,500		787,500

PROJECT SPECIFICATIONS

PROJECT DESCRIPTION: Bayou Rapides Park & Walking Trail will be a multi-use pedestrian/bicycle trail system that will connect to the I-49 Urban Greenway trail and extend to MacArthur Drive along Bayou Rapides.			
PROJECT JUSTIFICATION: The Trail will connect several neighborhoods and provide recreational opportunities such as walking, cycling, fishing, and the like.			
PROJECT PRIORITY: A	EST TIME TO COMPLETE: 2 Years		
START DATE: 2004			
OPERATING BUDGET EFFECT: X NONE	N/A	SEE DETAIL	

SHEET A 2007-2008/2011-2012 CAPITAL IMPROVEMENTS PROGRAM

H.6

PROJECT TITLE: Johnny Downs Park	PROJECT CATEGORY: Parks
PROJECT NUMBER: 430404	COUNCIL DISTRICT # N/A
DIVISION: Public Works	DEPARTMENT: Parks & Recreation

PROJECT BUDGET

REVENUE BREAKDOWN

REVENUE SOURCES				SALES TAX	SALES TAX BONDS 2004	TOTAL
PRIOR BDGTS				510,202	3,713,872	4,224,074
PRIOR EXP				294,990	3,713,872	4,008,862
BUDGET C/0				215,212	0	215,212
2007-2008						
2008-2009						
2009-2010						
2010-2011						
2011-2012						
BEYOND 2012						
TOTAL COST				510,202	3,713,872	4,224,074

EXPENDITURE BREAKDOWN

EXPENDITURE BREAKDOWN	ENGINEERING	TESTING	LAND ACQUISITION	CONSTRUCTION	OTHER	TOTAL
PRIOR BDGTS	200,000			4,024,074		4,224,074
2007-2008						
2008-2009						
2009-2010						
2010-2011						
2011-2012						
BEYOND 2012						
TOTAL COST	200,000			4,024,074		4,224,074

PROJECT SPECIFICATIONS

PROJECT DESCRIPTION:
Construction of additional ball fields adjacent to the City's Links on the Bayou Golf Course along LA Hwy 28 at Vandenburg Drive.

PROJECT JUSTIFICATION:
Participation in youth recreation continues to grow in Alexandria. Fields are needed to keep up with the demand.

PROJECT PRIORITY: A

START DATE: 2004 **EST TIME TO COMPLETE:** 2 Years

OPERATING BUDGET EFFECT:
 NONE N/A SEE DETAIL

SHEET A 2007-2008/2011-2012 CAPITAL IMPROVEMENTS PROGRAM

H.7

PROJECT TITLE: Harmon Park Improvements	PROJECT CATEGORY: Parks
PROJECT NUMBER: 440601	COUNCIL DISTRICT # N/A
DIVISION: Public Works	DEPARTMENT: Parks & Recreation

PROJECT BUDGET

REVENUE BREAKDOWN

REVENUE SOURCES					SALES TAX	TOTAL
PRIOR BDGTS					50,000	50,000
PRIOR EXP						
BUDGET C/0					50,000	50,000
2007-2008						
2008-2009						
2009-2010						
2010-2011						
2011-2012						
BEYOND 2012						
TOTAL COST					50,000	50,000

EXPENDITURE BREAKDOWN

EXPENDITURE BREAKDOWN	ENGINEERING	TESTING	LAND ACQUISITION	CONSTRUCTION	OTHER	TOTAL
PRIOR BDGTS	50,000					50,000
2007-2008						
2008-2009						
2009-2010						
2010-2011						
2011-2012						
BEYOND 2012						
TOTAL COST	50,000					50,000

PROJECT SPECIFICATIONS

PROJECT DESCRIPTION:
Improvements to the existing Harmon Park.

PROJECT JUSTIFICATION:
No major improvements to this park have been undertaken in some time. Existing structures and equipment are in need of replacement.

PROJECT PRIORITY: A

START DATE: 2006 **EST TIME TO COMPLETE:** 2 Years

OPERATING BUDGET EFFECT:
 NONE N/A SEE DETAIL

SHEET A 2007-2008/2011-2012 CAPITAL IMPROVEMENTS PROGRAM

PROJECT TITLE: Golf Course Improvements	PROJECT CATEGORY: Parks
PROJECT NUMBER: 440602	COUNCIL DISTRICT # N/A
DIVISION: Public Works	DEPARTMENT: Parks & Recreation

PROJECT BUDGET

REVENUE BREAKDOWN

REVENUE SOURCES					SALES TAX	TOTAL
PRIOR BDGTS					50,000	50,000
PRIOR EXP					24,415	24,415
BUDGET C/0					25,585	25,585
2007-2008						
2008-2009						
2009-2010						
2010-2011						
2011-2012						
BEYOND 2012						
TOTAL COST					50,000	50,000

EXPENDITURE BREAKDOWN

EXPENDITURE BREAKDOWN	ENGINEERING	TESTING	LAND ACQUISITION	CONSTRUCTION	OTHER	TOTAL
PRIOR BDGTS				50,000		50,000
2007-2008						
2008-2009						
2009-2010						
2010-2011						
2011-2012						
BEYOND 2012						
TOTAL COST				50,000		50,000

PROJECT SPECIFICATIONS

PROJECT DESCRIPTION:
Improvements to the existing Links on the Bayou Golf Course.

PROJECT JUSTIFICATION:

PROJECT PRIORITY: A

START DATE: 2006 **EST TIME TO COMPLETE:** 2 Years

OPERATING BUDGET EFFECT:
 NONE N/A SEE DETAIL

SHEET A 2007-2008/2011-2012 CAPITAL IMPROVEMENTS PROGRAM

H.9

PROJECT TITLE: Recreational Park Improvements	PROJECT CATEGORY: Parks
PROJECT NUMBER: N/A	COUNCIL DISTRICT # N/A
DIVISION: Public Works	DEPARTMENT: Parks & Recreation

PROJECT BUDGET

REVENUE BREAKDOWN

REVENUE SOURCES					SALES TAX	TOTAL
PRIOR BDGTS						
PRIOR EXP						
BUDGET C/0						
2007-2008						
2008-2009						
2009-2010					1,000,000	1,000,000
2010-2011					1,000,000	1,000,000
2011-2012					1,000,000	1,000,000
BEYOND 2012						
TOTAL COST					3,000,000	3,000,000

EXPENDITURE BREAKDOWN

EXPENDITURE BREAKDOWN	ENGINEERING	TESTING	LAND ACQUISITION	CONSTRUCTION	OTHER	TOTAL
PRIOR BDGTS						
2007-2008						
2008-2009						
2009-2010					1,000,000	1,000,000
2010-2011					1,000,000	1,000,000
2011-2012					1,000,000	1,000,000
BEYOND 2012						
TOTAL COST					3,000,000	3,000,000

PROJECT SPECIFICATIONS

PROJECT DESCRIPTION:			
PROJECT JUSTIFICATION:			
PROJECT PRIORITY:	A	EST TIME TO COMPLETE:	2 Years
START DATE:	2006	OPERATING BUDGET EFFECT:	
	X NONE		N/A SEE DETAIL

This Page Left Blank

I. ZOOLOGICAL PARK

TABLE OF CONTENTS

	<u>ZOOLOGICAL PARK</u>	<u>PAGE</u>
439002	Zoo Renovations	4
430205	Quarantine Room	5
430206	Renovation of Maintenance Building into Kitch	7
430401	Zoo Operations Maintenance Center	8
430501	Storage Facility - Hibernia Pavillion	10
430602	Natural Habitat & Area 1 Renovation	11
430701	Signage & Graphics	12
430702	South American Barn Replacement	13
430801	Zoo Kitchen & Employee Complex	15
430802	Entry Pavillion Complex-Ph2	17
*	Zoo Education Center	19
*	Small Mammal Exhibit	21
*	Asian Project-Area 4	22
*	Expansion of Zoo Parking	23
*	80th Anniversary Water Plaza	24

**COMBINED CAPITAL PROJECTS
SOURCES OF FUNDING SUMMARY**

ZOOLOGICAL PARK

PROJECT IDENTIFICATION	SALES TAXES	SALES TX BONDS 04	AD VAL TAX - 88	AD VAL TAX- 03	FEDERAL FUNDS	STATE FUNDS	UTILITY FUND	UTIL REV BONDS 04	OTHER	TOTALS
Zoo Renovations	75,208									75,208
Zoo Operations Maint Center	84,783									84,783
Zoo Kitchen & Employee Com	300,000									300,000
Entry Pavilion Complex-Ph2	475,000									475,000
Total Zoo	934,991	0	0	0	0	0	0	0	0	934,991
Total General Capital	7,083,526	250,000	0	4,055,000	(1,332,000)	0	100,000	0	0	10,156,526

2007-2008
GENERAL CAPITAL PROJECTS
FIVE YEAR CAPITAL PLAN

ZOOLOGICAL PARK

PROJ #	PROJECT IDENTIFICATION	BUDGET C/O	FISCAL YEAR					TOTAL 5 YEAR	BEYOND 2012	TOTAL COST
			07-08	08-09	09-10	10-11	11-12			
439002	Zoo Renovations	12,144	75,208					75,208		87,352
430205	Quarantine Room	2,660						0		2,660
430206	Renovate Maint Building	27,583						0		27,583
430401	Zoo Operations Maint Center	30,000	84,783					84,783		114,783
430501	Storage -Hibernia Pavilion	14,734						0		14,734
430602	Natural Habitat & Area 1 Reno @	225,000						0		225,000
430701	Signage & Graphics	75,000						0		75,000
430702	South American Barn Replaceme	100,000						0		100,000
430801	Zoo Kitchen & Employee Complex	0	300,000					300,000		300,000
430802	Entry Pavilion Complex-Ph2	0	475,000					475,000		475,000
*	Zoo Education Center	0						0	34,000	34,000
*	Small Mammal Exhibit	0						0	75,000	75,000
*	Asian Project-Area 4	0						0	50,000	50,000
*	Expansion of Zoo Parking	0						0	750,000	750,000
*	80th Anniversary Water Plaza	0						0	150,000	150,000
Total Zoological Park		487,121	934,991	0	0	0	0	934,991	1,059,000	2,481,112
TOTAL GENERAL CAPITAL PROJECT		30,264,529	10,156,526	20,799,600	15,189,000	7,755,000	2,268,000	56,168,126	24,098,673	110,531,328

* Project Number to be Assigned

@ New or Revised Projects

Projects to be closed

SHEET A 2007-2008/2011-2012 CAPITAL IMPROVEMENTS PROGRAM

PROJECT TITLE: Zoo Renovations	PROJECT CATEGORY: Zoological Park
PROJECT NUMBER: 439002	COUNCIL DISTRICT # 4
DIVISION: Public Works	DEPARTMENT: Zoo

PROJECT BUDGET

REVENUE BREAKDOWN

REVENUE SOURCES				SALES TAX	GENERAL FUND	TOTAL
PRIOR BDGTS				67,000	243,879	310,879
PRIOR EXP				54,856	243,879	298,735
BUDGET C/0				12,144	0	12,144
2007-2008				75,208		75,208
2008-2009						
2009-2010						
2010-2011						
2011-2012						
BEYOND 2012						
TOTAL COST				142,208	243,879	386,087

EXPENDITURE BREAKDOWN

EXPENDITURE BREAKDOWN	ENGINEERING	TESTING	LAND ACQUISITION	CONSTRUCTION	OTHER	TOTAL
PRIOR BDGTS				60,000	250,879	310,879
2007-2008				75,208		75,208
2008-2009						
2009-2010						
2010-2011						
2011-2012						
BEYOND 2012						
TOTAL COST				135,208	250,879	386,087

PROJECT SPECIFICATIONS

PROJECT DESCRIPTION:

To renovate some existing facilities, creating natural habitat areas for exhibition of current animal collection. Modifications to Area 1 include removal of round cages replacing with spacious outdoor enclosures using the same nighthouses (primates). Completed projects (funded by FOTAZ) include the old deer pen renovation (Australian Walk About) and Maned Wolf Exhibit.

PROJECT JUSTIFICATION:

These renovations follow the Alexandria Zoo Master Plan development. This is in keeping with industry standards and recommendations for enhanced animal husbandry and providing enrichment for our captive collection of animals. The public expects to view animals in a naturalistic enclosure. Area 1 is outdated by zoo standards.

PROJECT PRIORITY:	A	EST TIME TO COMPLETE:	As Needed
START DATE:	On Going		
OPERATING BUDGET EFFECT:	<input type="checkbox"/> NONE	<input checked="" type="checkbox"/> N/A	<input type="checkbox"/> SEE DETAIL

PROJECT TITLE: Quarantine Room	PROJECT CATEGORY: Zoological Park
PROJECT NUMBER:	
DIVISION: Public Works	DEPARTMENT: Zoo

ESTIMATED OPERATING COSTS

I.	UTILITIES (EG. HEATING, VENTILATION & COOLING)		
	A. ELECTRICITY	\$	<u>2,000</u>
	B. WATER		<u>2,000</u>
	C. GAS		<u>2,000</u>
	D. WASTEWATER		<u>2,000</u>
	TOTAL	\$	<u>8,000</u>
II.	COST OF PERSONNEL DIRECTLY TO BE CHANGED.		
	IDENTIFY ADDITIONAL POSITIONS BELOW, AS NEEDED:		
	TITLE	\$	SALARY
	_____		_____
	_____		_____
	_____		_____
	TOTAL ADDITIONAL PERSONNEL	\$	<u> </u>
III.	ESTIMATED ANNUAL MAINTENANCE		
	(JANITORIAL, REPAIRS, ETC.)	\$	<u>500</u>
IV.	OTHER (DESCRIBE)		
	ACCOUNT TITLE	\$	AMOUNT
	_____		_____
	_____		_____
	_____		_____
	_____		_____
	TOTAL OTHER	\$	<u>0</u>
	TOTAL OPERATING		<u>8,500</u>
	TOTAL INCREASE (DECREASE) IN		
	OPERATING OVER PRESENT BUDGET		<u>8,500</u>

SHEET A 2007-2008/2011-2012 CAPITAL IMPROVEMENTS PROGRAM

PROJECT TITLE: Zoo Operations Maintenance Center	PROJECT CATEGORY: Zoological Park
PROJECT NUMBER: 430401	COUNCIL DISTRICT # 4
DIVISION: Public Works	DEPARTMENT: Zoo

PROJECT BUDGET

REVENUE BREAKDOWN

REVENUE SOURCES					SALES TAX	TOTAL
PRIOR BDGTS					30,000	30,000
PRIOR EXP						
BUDGET C/0					30,000	30,000
2007-2008					84,783	84,783
2008-2009						
2009-2010						
2010-2011						
2011-2012						
BEYOND 2012						
TOTAL COST					114,783	114,783

EXPENDITURE BREAKDOWN

EXPENDITURE BREAKDOWN	ENGINEERING	TESTING	LAND ACQUISITION	CONSTRUCTION	OTHER	TOTAL
PRIOR BDGTS				30,000		30,000
2007-2008				84,783		84,783
2008-2009						
2009-2010						
2010-2011						
2011-2012						
BEYOND 2012						
TOTAL COST				114,783		114,783

PROJECT SPECIFICATIONS

PROJECT DESCRIPTION:
According to the Zoo's Master Plan Update, the maintenance facility should be housed in the northwest area of the Zoo between the railroad track and the pool building. A pre fab 30X60 metal building in this area would house a large maintenance shop, office, and restroom.

PROJECT JUSTIFICATION:
This would centralize maintenance operations and moving the maintenance workshop will allow expansion to the food prep facility.

PROJECT PRIORITY:

START DATE: 2005 **EST TIME TO COMPLETE:** 6 months

OPERATING BUDGET EFFECT:
 NONE N/A SEE DETAIL

PROJECT TITLE: Zoo Operations Center	PROJECT CATEGORY: Zoological Park
PROJECT NUMBER:	
DIVISION: Public Works	DEPARTMENT: Zoo

ESTIMATED OPERATING COSTS

I.	UTILITIES (EG. HEATING, VENTILATION & COOLING)	
	A. ELECTRICITY	\$ 2,500
	B. WATER	300
	C. GAS	1,000
	D. WASTEWATER	150
	TOTAL	\$ 3,950
II.	COST OF PERSONNEL DIRECTLY TO BE CHANGED.	
	IDENTIFY ADDITIONAL POSITIONS BELOW, AS NEEDED:	
	TITLE	SALARY
	_____	_____
	_____	_____
	_____	_____
	TOTAL ADDITIONAL PERSONNEL	\$ _____
III.	ESTIMATED ANNUAL MAINTENANCE (JANITORIAL, REPAIRS, ETC.)	\$ 1,500
IV.	OTHER (DESCRIBE) ACCOUNT TITLE	AMOUNT
	_____ \$	_____
	_____	_____
	_____	_____
	_____	_____
	TOTAL OTHER	\$ 0
	TOTAL OPERATING	5,450
	TOTAL INCREASE (DECREASE) IN OPERATING OVER PRESENT BUDGET	5,450

SHEET A 2007-2008/2011-2012 CAPITAL IMPROVEMENTS PROGRAM

PROJECT TITLE: Natural Habitat & Area 1 Renovations	PROJECT CATEGORY: Zoological Park
PROJECT NUMBER: 430602	COUNCIL DISTRICT # 4
DIVISION: Public Works	DEPARTMENT: Zoo

PROJECT BUDGET

REVENUE BREAKDOWN

REVENUE SOURCES					SALES TAX	TOTAL
PRIOR BDGTS					225,000	225,000
PRIOR EXP						
BUDGET C/O					225,000	225,000
2007-2008						
2008-2009						
2009-2010						
2010-2011						
2011-2012						
BEYOND 2012						
TOTAL COST					225,000	225,000

EXPENDITURE BREAKDOWN

EXPENDITURE BREAKDOWN	ENGINEERING	TESTING	LAND ACQUISITION	CONSTRUCTION	OTHER	TOTAL
PRIOR BDGTS	15,000			210,000		225,000
2007-2008						
2008-2009						
2009-2010						
2010-2011						
2011-2012						
BEYOND 2012						
TOTAL COST	15,000			210,000		225,000

PROJECT SPECIFICATIONS

PROJECT DESCRIPTION: Renovate some existing facilities, creating natural habitat areas for the exhibition of current animal collection. Modifications to Area 1 include removal of round cages, replacing with spacious outdoor enclosures using the same night houses (primates). Other in-house renovations include replacing wire on several older exhibits built in the late 1970's.			
PROJECT JUSTIFICATION: These renovations flow the Alexandria Zoo Master Plan as well as industry standards and recommendations for enhanced animal husbandry. Area 1 and other enclosures needing renovations are outdated by zoo standards. Also, the public expects to view animals in natural habitats. Rust & corrosion of cage wire is not permissible under USDA guidelines. Painting and patching wire are no longer options when considering safety & aesthetics. Replacing wire will lessen the likelihood of compliance violations.			
PROJECT PRIORITY:			
START DATE:	2006	EST TIME TO COMPLETE:	6 Months
OPERATING BUDGET EFFECT:			
	<input type="checkbox"/> NONE	<input type="checkbox"/> N/A	<input checked="" type="checkbox"/> SEE DETAIL

PROJECT TITLE: South American Barn Replacement	PROJECT CATEGORY: Zoological Park
PROJECT NUMBER: 430702	COUNCIL DISTRICT # 4
DIVISION: Public Works	DEPARTMENT: Zoo

PROJECT BUDGET

REVENUE BREAKDOWN

REVENUE SOURCES					SALES TAX	TOTAL
PRIOR BDGTS					100,000	100,000
PRIOR EXP						
BUDGET C/O					100,000	100,000
2007-2008						
2008-2009						
2009-2010						
2010-2011						
2011-2012						
BEYOND 2012						
TOTAL COST					100,000	100,000

EXPENDITURE BREAKDOWN

EXPENDITURE BREAKDOWN	ENGINEERING	TESTING	LAND ACQUISITION	CONSTRUCTION	OTHER	TOTAL
PRIOR BDGTS					100,000	100,000
2007-2008						
2008-2009						
2009-2010						
2010-2011						
2011-2012						
BEYOND 2012						
TOTAL COST					100,000	100,000

PROJECT SPECIFICATIONS

PROJECT DESCRIPTION:
Replace existing structure built in the 1970's with a larger Pre-fab structure.

PROJECT JUSTIFICATION:
Existing barn has insufficient space and contains rotting wood.

PROJECT PRIORITY:
START DATE: 2007 **EST TIME TO COMPLETE:** 6 Months
OPERATING BUDGET EFFECT:
 NONE N/A SEE DETAIL

PROJECT TITLE: South American Barn Replacement	PROJECT CATEGORY: Zoological Park
PROJECT NUMBER: 430702	
DIVISION: Public Works	DEPARTMENT: Zoo

ESTIMATED OPERATING COSTS

I.	UTILITIES (EG. HEATING, VENTILATION & COOLING)		
	A. ELECTRICITY	\$	2,000
	B. WATER		300
	C. GAS		500
	D. WASTEWATER		150
	TOTAL	\$	<u>2,950</u>
II.	COST OF PERSONNEL DIRECTLY TO BE CHANGED.		
	IDENTIFY ADDITIONAL POSITIONS BELOW, AS NEEDED:		
	TITLE	\$	SALARY
	_____		_____
	_____		_____
	_____		_____
	TOTAL ADDITIONAL PERSONNEL	\$	_____
III.	ESTIMATED ANNUAL MAINTENANCE		
	(JANITORIAL, REPAIRS, ETC.)	\$	<u>1,500</u>
IV.	OTHER (DESCRIBE)		
	ACCOUNT TITLE	\$	AMOUNT
	_____		_____
	_____		_____
	_____		_____
	_____		_____
	TOTAL OTHER	\$	<u>0</u>
	TOTAL OPERATING		<u>4,450</u>
	TOTAL INCREASE (DECREASE) IN		
	OPERATING OVER PRESENT BUDGET		<u>4,450</u>

Zoo Kitchen & Employee Complex	Zoological Park
PROJECT NUMBER:	
DIVISION: Public Works	DEPARTMENT: Zoo

ESTIMATED OPERATING COSTS

I.	UTILITIES (EG. HEATING, VENTILATION & COOLING)	
	A. ELECTRICITY	\$ 5,000
	B. WATER	2,400
	C. GAS	1,000
	D. WASTEWATER	3,000
	TOTAL	\$ 11,400
II.	COST OF PERSONNEL DIRECTLY TO BE CHANGED.	
	IDENTIFY ADDITIONAL POSITIONS BELOW, AS NEEDED:	
	TITLE	\$ SALARY
	_____	_____
	_____	_____
	_____	_____
	TOTAL ADDITIONAL PERSONNEL	\$ _____
III.	ESTIMATED ANNUAL MAINTENANCE (JANITORIAL, REPAIRS, ETC.)	\$ 2,500
IV.	OTHER (DESCRIBE) ACCOUNT TITLE	AMOUNT
	_____ \$	_____
	_____	_____
	_____	_____
	_____	_____
	TOTAL OTHER	\$ 0
	TOTAL OPERATING	13,900
	TOTAL INCREASE (DECREASE) IN OPERATING OVER PRESENT BUDGET	13,900

PROJECT TITLE: Zoo Entry Pavilion Complex - Phase 2	PROJECT CATEGORY: Zoological Park
PROJECT NUMBER: 430802	COUNCIL DISTRICT # 4
DIVISION: Public Works	DEPARTMENT: Zoo

PROJECT BUDGET

REVENUE BREAKDOWN

REVENUE SOURCES				SALES TAX	GENERAL FUND	TOTAL
PRIOR BDGTS						
PRIOR EXP						
BUDGET C/O						
2007-2008				475,000		475,000
2008-2009						
2009-2010						
2010-2011						
2011-2012						
BEYOND 2012						
TOTAL COST				475,000		475,000

EXPENDITURE BREAKDOWN

EXPENDITURE BREAKDOWN	ENGINEERING	TESTING	LAND ACQUISITION	CONSTRUCTION	OTHER	TOTAL
PRIOR BDGTS						
2007-2008				475,000		475,000
2008-2009						
2009-2010						
2010-2011						
2011-2012						
BEYOND 2012						
TOTAL COST				475,000		475,000

PROJECT SPECIFICATIONS

PROJECT DESCRIPTION:

In order to maintain proper guest services, retail outlets are important to the Zoo's operation. Need to study the possibility of enlarging the gift shop area and the placement of a new structure. The current administrative offices could then expand into the area of the current gift shop allowing for the restructuring of zoo administrative functions.

PROJECT JUSTIFICATION:

The Zoo entrance buildings were built in 1994 and no major renovations have been done since. As the number of activities increase, the congestion becomes a bigger problem. This area needs to be redesigned to improve visitor services, traffic flow, and entry to the Zoo. A study should be done to determine how to accomplish this and still maintain a plaza or green space at the entrance for larger crowds.

PROJECT PRIORITY:

START DATE: N/A **EST TIME TO COMPLETE:** 10 months

OPERATING BUDGET EFFECT:

NONE N/A SEE DETAIL

PROJECT TITLE: Zoo Entry Pavilion Complex - Phase 2	PROJECT CATEGORY: Zoological Park
PROJECT NUMBER:	
DIVISION: Public Works	DEPARTMENT: Zoo

ESTIMATED OPERATING COSTS

I.	UTILITIES (EG. HEATING, VENTILATION & COOLING)	
	A. ELECTRICITY	\$ 8,000
	B. WATER	1,200
	C. GAS	2,000
	D. WASTEWATER	2,000
	TOTAL	\$ 13,200
II.	COST OF PERSONNEL DIRECTLY TO BE CHANGED.	
	IDENTIFY ADDITIONAL POSITIONS BELOW, AS NEEDED:	
	TITLE	SALARY
	_____	_____
	_____	_____
	_____	_____
	TOTAL ADDITIONAL PERSONNEL	\$ _____
III.	ESTIMATED ANNUAL MAINTENANCE (JANITORIAL, REPAIRS, ETC.)	\$ 1,500
IV.	OTHER (DESCRIBE) ACCOUNT TITLE	AMOUNT
	Furniture \$ _____	5,000
	_____	_____
	_____	_____
	_____	_____
	TOTAL OTHER	\$ 5,000
	TOTAL OPERATING	19,700
	TOTAL INCREASE (DECREASE) IN OPERATING OVER PRESENT BUDGET	19,700

SHEET A 2007-2008/2011-2012 CAPITAL IMPROVEMENTS PROGRAM

PROJECT TITLE: Zoo Education Center	PROJECT CATEGORY: Zoological Park
PROJECT NUMBER: N/A	COUNCIL DISTRICT # 4
DIVISION: Public Works	DEPARTMENT: Zoo

PROJECT BUDGET

REVENUE BREAKDOWN

REVENUE SOURCES				OTHER	SALES TAX	TOTAL
PRIOR BDGTS						
PRIOR EXP						
BUDGET C/O						
2007-2008						
2008-2009						
2009-2010						
2010-2011						
2011-2012						
BEYOND 2012				14,000	20,000	34,000
TOTAL COST				14,000	20,000	34,000

EXPENDITURE BREAKDOWN

EXPENDITURE BREAKDOWN	ENGINEERING	TESTING	LAND ACQUISITION	CONSTRUCTION	OTHER	TOTAL
PRIOR BDGTS						
2007-2008						
2008-2009						
2009-2010						
2010-2011						
2011-2012						
BEYOND 2012				34,000		34,000
TOTAL COST				34,000		34,000

PROJECT SPECIFICATIONS

PROJECT DESCRIPTION: To renovate the buildings being vacated by John Eskew Training Center (January, 2004) for use by the Zoo in education. Painting , minor repairs, and updating are needed. Three buildings are on the property; two are brick with concrete foundations. One is a condemned wooden structure that should be torn down ASAP.	
PROJECT JUSTIFICATION: Existing education programming is done out of an 800 sq. ft. building constantly in need of maintenance. Over 20,000 children visit the Zoo annually. Existing space will not accommodate a normal school field trip.	
PROJECT PRIORITY:	
START DATE: N/A	EST TIME TO COMPLETE: 6 Months
OPERATING BUDGET EFFECT:	
<input type="checkbox"/> NONE	<input type="checkbox"/> N/A <input checked="checked" type="checkbox"/> SEE DETAIL

PROJECT TITLE: Zoo Education Center	PROJECT CATEGORY: Zoological Park
PROJECT NUMBER:	
DIVISION: Public Works	DEPARTMENT: Zoo

ESTIMATED OPERATING COSTS

I.	UTILITIES (EG. HEATING, VENTILATION & COOLING)		
	A. ELECTRICITY	\$	2,000
	B. WATER		500
	C. GAS		1,000
	D. WASTEWATER		200
	TOTAL	\$	<u>3,700</u>
II.	COST OF PERSONNEL DIRECTLY TO BE CHANGED.		
	IDENTIFY ADDITIONAL POSITIONS BELOW, AS NEEDED:		
	TITLE	\$	SALARY
	_____		_____
	_____		_____
	_____		_____
	TOTAL ADDITIONAL PERSONNEL	\$	_____
III.	ESTIMATED ANNUAL MAINTENANCE		
	(JANITORIAL, REPAIRS, ETC.)	\$	<u>500</u>
IV.	OTHER (DESCRIBE)		
	ACCOUNT TITLE	\$	AMOUNT
	_____		_____
	_____		_____
	_____		_____
	_____		_____
	TOTAL OTHER	\$	<u>0</u>
	TOTAL OPERATING		<u>4,200</u>
	TOTAL INCREASE (DECREASE) IN		
	OPERATING OVER PRESENT BUDGET		<u>4,200</u>

SHEET A 2007-2008/2011-2012 CAPITAL IMPROVEMENTS PROGRAM

PROJECT TITLE: Small Mammal Exhibit-LA Habitat	PROJECT CATEGORY: Zoological Park
PROJECT NUMBER: N/A	COUNCIL DISTRICT # 4
DIVISION: Public Works	DEPARTMENT: Zoo

PROJECT BUDGET

REVENUE BREAKDOWN

REVENUE SOURCES					SALES TAX	TOTAL
PRIOR BDGTS						
PRIOR EXP						
BUDGET C/O						
2007-2008						
2008-2009						
2009-2010						
2010-2011						
2011-2012						
BEYOND 2012					75,000	75,000
TOTAL COST					75,000	75,000

EXPENDITURE BREAKDOWN

EXPENDITURE BREAKDOWN	ENGINEERING	TESTING	LAND ACQUISITION	CONSTRUCTION	OTHER	TOTAL
PRIOR BDGTS						
2007-2008						
2008-2009						
2009-2010						
2010-2011						
2011-2012						
BEYOND 2012				75,000		75,000
TOTAL COST				75,000		75,000

PROJECT SPECIFICATIONS

PROJECT DESCRIPTION:

In keeping with the theme of the LA Habitat Exhibit, we are developing a plan for a small mammal exhibit at the site of the previous memorial structure. This would be a natural environment built of concrete and artificial materials, with possible under water viewing of the animals. This may include beaver and/or muskrats.

PROJECT JUSTIFICATION:

Due to limited space several LA mammals that were originally planned for LA Habitats had to be excluded. This area provides an excellent opportunity to feature more LA animals.

PROJECT PRIORITY:	A	EST TIME TO COMPLETE:	6-8 months
START DATE:	N/A		
OPERATING BUDGET EFFECT:	<input type="checkbox"/> NONE	<input type="checkbox"/> N/A	<input checked="" type="checkbox"/> SEE DETAIL

SHEET A 2007-2008/2011-2012 CAPITAL IMPROVEMENTS PROGRAM

PROJECT TITLE: Asian Project-Area 4	PROJECT CATEGORY: Zoological Park
PROJECT NUMBER: N/A	COUNCIL DISTRICT # 4
DIVISION: Public Works	DEPARTMENT: Zoo

PROJECT BUDGET

REVENUE BREAKDOWN

REVENUE SOURCES					SALES TAX	TOTAL
PRIOR BDGTS						
PRIOR EXP						
BUDGET C/O						
2007-2008						
2008-2009						
2009-2010						
2010-2011						
2011-2012						
BEYOND 2012					50,000	50,000
TOTAL COST					50,000	50,000

EXPENDITURE BREAKDOWN

EXPENDITURE BREAKDOWN	ENGINEERING	TESTING	LAND ACQUISITION	CONSTRUCTION	OTHER	TOTAL
PRIOR BDGTS						
2007-2008						
2008-2009						
2009-2010						
2010-2011						
2011-2012						
BEYOND 2012				50,000		50,000
TOTAL COST				50,000		50,000

PROJECT SPECIFICATIONS

PROJECT DESCRIPTION:

Area 4 includes existing elevated walkways between animal hospital and tiger exhibit. Renovations would include exhibits for primates, hoofed stock, and cats. Construction will be done in-house.

PROJECT JUSTIFICATION:

This will introduce the display of a new endangered species and allow more space for existing species. Updates to this area are needed.

PROJECT PRIORITY:

START DATE: N/A

EST TIME TO COMPLETE: 6 Months

OPERATING BUDGET EFFECT:

NONE

N/A

SEE DETAIL

PROJECT TITLE: 80th Anniversary Water Plaza	PROJECT CATEGORY: Zoological Park
PROJECT NUMBER:	
DIVISION: Public Works	DEPARTMENT: Zoo

ESTIMATED OPERATING COSTS

I.	UTILITIES (EG. HEATING, VENTILATION & COOLING)	
	A. ELECTRICITY	\$ _____
	B. WATER	_____
	C. GAS	_____
	D. WASTEWATER	_____
	TOTAL	\$ _____
II.	COST OF PERSONNEL DIRECTLY TO BE CHANGED.	
	IDENTIFY ADDITIONAL POSITIONS BELOW, AS NEEDED:	
	TITLE	\$ SALARY
	_____	_____
	_____	_____
	_____	_____
	TOTAL ADDITIONAL PERSONNEL	\$ _____
III.	ESTIMATED ANNUAL MAINTENANCE	
	(JANITORIAL, REPAIRS, ETC.)	\$ <u>1,500</u>
IV.	OTHER (DESCRIBE)	
	ACCOUNT TITLE	AMOUNT
	_____ \$	_____
	_____	_____
	_____	_____
	_____	_____
	TOTAL OTHER	\$ <u>0</u>
	TOTAL OPERATING	<u>1,500</u>
	TOTAL INCREASE (DECREASE) IN	
	OPERATING OVER PRESENT BUDGET	<u>1,500</u>

This Page Left Blank

TABLE OF CONTENTS

	<u>COMMUNITY DEVELOPMENT</u>		<u>PAGE</u>
000346	Tulane Street & Drainage	4
000347	Napoleon Street & Drainage	5
000550	McDonald Street & Drainage	6
000650	McDonald Street & Drainage	7

**COMBINED CAPITAL PROJECTS
SOURCES OF FUNDING SUMMARY**

COMMUNITY DEVELOPMENT

PROJECT IDENTIFICATION	SALES TAXES	SALES TX BONDS 04	AD VAL TAX - 88	AD VAL TAX- 03	FEDERAL FUNDS	STATE FUNDS	UTILITY FUND	UTIL REV BONDS 04	OTHER	TOTALS
	0	0	0	0	0	0	0	0	0	0
Total CDBG Capital	0	0	0	0	0	0	0	0	0	0

**COMMUNITY DEVELOPMENT BLOCK GRANT
FIVE YEAR CAPITAL PLAN**

COMMUNITY DEVELOPMENT BLOCK GRANT

PROJ #	PROJECT IDENTIFICATION	BUDGET C/O	FISCAL YEAR					TOTAL 5 YEAR	BEYOND 2012	TOTAL COST
			07-08	08-09	09-10	10-11	11-12			
000346	Tulane St & Drainage	(5,911)						0		(5,911)
000347	Napoleon St & Drainage	3,127						0		3,127
000550	McDonald St & Drainage	44,273						0		44,273
000650	McDonald St & Drainage	11,376						0		11,376
TOTAL CDBG		52,865	0	0	0	0	0	0	0	52,865

- * Project Number to be Assigned
- Ⓢ New or Revised Projects
- Projects to be closed

SHEET A 2007-2008/2011-2012 CAPITAL IMPROVEMENTS PROGRAM

J.4

PROJECT TITLE: Tulane Avenue Street & Drainage Improvements	PROJECT CATEGORY: Streets and Drainage
PROJECT NUMBER: 000346	COUNCIL DISTRICT # 3
DIVISION: Planning	DEPARTMENT: Community Development

PROJECT BUDGET

REVENUE BREAKDOWN

REVENUE SOURCES				UTILITY	CDBG	TOTAL
PRIOR BDGTS				200,639	332,862	533,501
PRIOR EXP				200,639	338,773	539,412
BUDGET C/0				0	(5,911)	(5,911)
2007-2008						
2008-2009						
2009-2010						
2010-2011						
2011-2012						
BEYOND 2012						
TOTAL COST				200,639	332,862	533,501

EXPENDITURE BREAKDOWN

EXPENDITURE BREAKDOWN	ENGINEERING	TESTING	LAND ACQUISITION	CONSTRUCTION	OTHER	TOTAL
PRIOR BDGTS	41,000	3,000		489,501		533,501
2007-2008						
2008-2009						
2009-2010						
2010-2011						
2011-2012						
BEYOND 2012						
TOTAL COST	41,000	3,000		489,501		533,501

PROJECT SPECIFICATIONS

PROJECT DESCRIPTION:
Installation of drainage pipe, catch basins with ditch closure and construction of asphalt street on Tulane Avenue between Lincoln Road and Eddie Williams Boulevard.

PROJECT JUSTIFICATION:

PROJECT PRIORITY: A

START DATE: 2004 **EST TIME TO COMPLETE:** 6 months

OPERATING BUDGET EFFECT:
 NONE X N/A SEE DETAIL

SHEET A 2007-2008/2011-2012 CAPITAL IMPROVEMENTS PROGRAM

PROJECT TITLE: Napoleon Street & Drainage Improvements	PROJECT CATEGORY: Streets and Drainage
PROJECT NUMBER: 000347	COUNCIL DISTRICT # 3
DIVISION: Planning	DEPARTMENT: Community Development

PROJECT BUDGET

REVENUE BREAKDOWN

REVENUE SOURCES				UTILITY FUNDS	CDBG	TOTAL
PRIOR BDGTS				24,402	277,138	301,540
PRIOR EXP				24,402	274,011	298,413
BUDGET C/0				0	3,127	3,127
2007-2008						
2008-2009						
2009-2010						
2010-2011						
2011-2012						
BEYOND 2012						
TOTAL COST				24,402	277,138	301,540

EXPENDITURE BREAKDOWN

EXPENDITURE BREAKDOWN	ENGINEERING	TESTING	LAND ACQUISITION	CONSTRUCTION	OTHER	TOTAL
PRIOR BDGTS	38,000	2,500		261,040		301,540
2007-2008						
2008-2009						
2009-2010						
2010-2011						
2011-2012						
BEYOND 2012						
TOTAL COST	38,000	2,500		261,040		301,540

PROJECT SPECIFICATIONS

PROJECT DESCRIPTION:
Installation of drainage pipe, catch basins with ditch closure and construction of asphalt street on Napoleon Street between Lincoln Road and Eddie Williams Boulevard.

PROJECT JUSTIFICATION:

PROJECT PRIORITY: A

START DATE: 2004 **EST TIME TO COMPLETE:** 6 months

OPERATING BUDGET EFFECT:
 NONE X N/A SEE DETAIL

SHEET A 2007-2008/2011-2012 CAPITAL IMPROVEMENTS PROGRAM

PROJECT TITLE: McDonald Street & Drainage	PROJECT CATEGORY: Streets and Drainage
PROJECT NUMBER: 000550	COUNCIL DISTRICT # 3
DIVISION: Planning	DEPARTMENT: Community Development

PROJECT BUDGET

REVENUE BREAKDOWN

REVENUE SOURCES					CDBG	TOTAL
PRIOR BDGTS					125,000	125,000
PRIOR EXP					80,727	80,727
BUDGET C/0					44,273	44,273
2007-2008						
2008-2009						
2009-2010						
2010-2011						
2011-2012						
BEYOND 2012						
TOTAL COST					125,000	125,000

EXPENDITURE BREAKDOWN

EXPENDITURE BREAKDOWN	ENGINEERING	TESTING	LAND ACQUISITION	CONSTRUCTION	OTHER	TOTAL
PRIOR BDGTS				125,000		125,000
2007-2008						
2008-2009						
2009-2010						
2010-2011						
2011-2012						
BEYOND 2012						
TOTAL COST				125,000		125,000

PROJECT SPECIFICATIONS

PROJECT DESCRIPTION:

Installation of 15", 18", 24" and 36" RC pipe; catch basins; reshaping existing ditch; reconstructing McDonald Street with 6" concrete pavement 24 feet wide, relocating existing utilities, and installing all additional appurtenances required to construct this project.

PROJECT JUSTIFICATION:

City has received complaints from residents residing on McDonald Street concerning flooding of their street. Storm water drains towards Lincoln Road; however, there is neither a ditch nor an easement in which drainage improvements could be installed.

PROJECT PRIORITY: A

START DATE: 2004

EST TIME TO COMPLETE: 6 months

OPERATING BUDGET EFFECT:

NONE

X N/A

SEE DETAIL

SHEET A 2007-2008/2011-2012 CAPITAL IMPROVEMENTS PROGRAM

PROJECT TITLE: McDonald Street & Drainage	PROJECT CATEGORY: Streets and Drainage
PROJECT NUMBER: 000650	COUNCIL DISTRICT # 3
DIVISION: Planning	DEPARTMENT: Community Development

PROJECT BUDGET

REVENUE BREAKDOWN

REVENUE SOURCES					CDBG	TOTAL
PRIOR BDGTS					125,000	125,000
PRIOR EXP					113,624	113,624
BUDGET C/0					11,376	11,376
2007-2008						
2008-2009						
2009-2010						
2010-2011						
2011-2012						
BEYOND 2012						
TOTAL COST					125,000	125,000

EXPENDITURE BREAKDOWN

EXPENDITURE BREAKDOWN	ENGINEERING	TESTING	LAND ACQUISITION	CONSTRUCTION	OTHER	TOTAL
PRIOR BDGTS				125,000		125,000
2007-2008						
2008-2009						
2009-2010						
2010-2011						
2011-2012						
BEYOND 2012						
TOTAL COST				125,000		125,000

PROJECT SPECIFICATIONS

PROJECT DESCRIPTION:
Installation of 15", 18", 24" and 36" RC pipe; catch basins; reshaping existing ditch; reconstructing McDonald Street with 6" concrete pavement 24 feet wide, relocating existing utilities, and installing all additional appurtenances required to construct this project.

PROJECT JUSTIFICATION:
City has received complaints from residents residing on McDonald Street concerning flooding of their street. Storm water drains towards Lincoln Road; however, there is neither a ditch nor an easement in which drainage improvements could be installed.

PROJECT PRIORITY: A

START DATE: 2004 **EST TIME TO COMPLETE:** 6 months

OPERATING BUDGET EFFECT:
 NONE X N/A SEE DETAIL

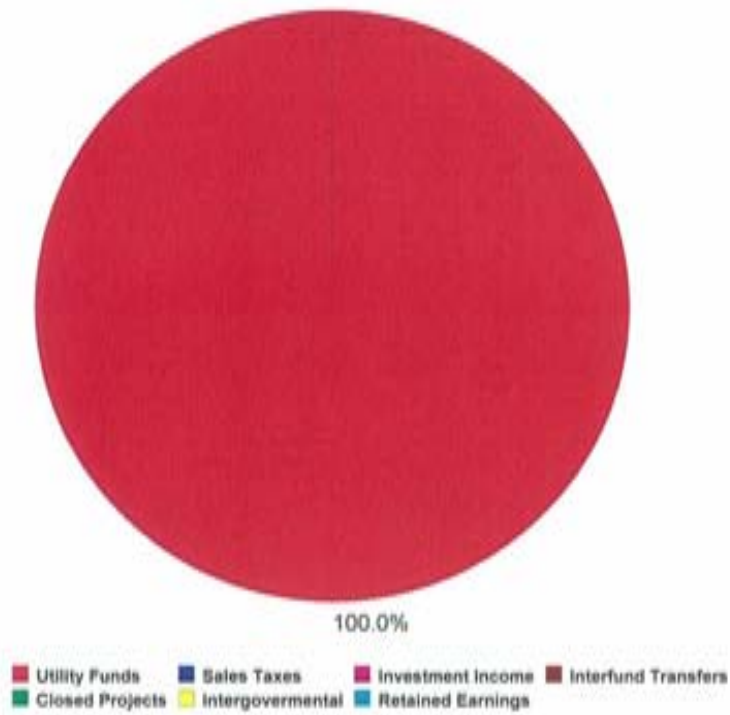
This Page Left Blank

K. ENTERPRISE CAPITAL PROJECTS

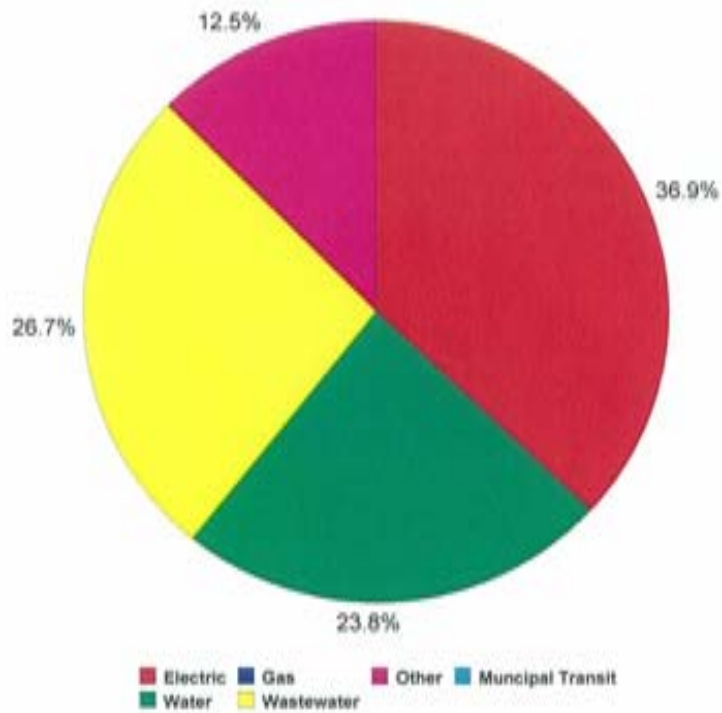
ENTERPRISE CAPITAL PROJECTS

2007/2008 REVENUES AND EXPENSES

Revenues



Expenses



**COMBINED ENTERPRISE CAPITAL PROJECTS
SOURCES OF FUNDING SUMMARY**

PROJECT IDENTIFICATION	SALES TAXES	SALES TX BONDS 04	AD VAL TAX - 88	AD VAL TAX- 03	FEDERAL FUNDS	STATE FUNDS	UTILITY FUND	UTIL REV BONDS 04	OTHER	TOTALS
SUMMARY										
SOURCES OF FUNDING										
Current Year Transfers (Less Debt Service)	0						5,000,000			5,000,000
Interest Income							0			0
Transfers From Prior Projects								3,699,188		3,699,188
Interfund Transfer Utility Fund										0
Interfund Transfer General Fund										0
Intergovernmental					0					0
Private Contributions										0
Debt Proceeds							0			0
Other									0	0
Fund Balance	0	0	0	0	0	0	0	0	0	0
TOTAL	0	0	0	0	0	0	5,000,000	3,699,188	0	8,699,188
EXPENDITURES										
Enterprise CIP - Utility Fund	0	0	0	0	0	0	5,000,000	3,699,188	0	8,699,188
Enterprise CIP - Transit System	0	0	0	0	0	0	0	0	0	0
Enterprise CIP - Sanitation Fur	0	0	0	0	0	0	0	0	0	0
TOTAL	0	0	0	0	0	0	5,000,000	3,699,188	0	8,699,188
UNAPPRPTD BALANCE	0	0	0	0	0	0	0	0	0	0

TABLE OF CONTENTS

	<u><i>ELECTRIC</i></u>	<u>PAGE</u>
729202	Circuit Reconductoring	4
729402	Gas Turbine and Recovery Boiler	5
729505	Capacitor Bank Voltage Controllers	6
729701	Continuous Emissions Monitoring	7
729905	Additional 138KV Tie from Twin Bridges Stati	8
720003	Replace Distribution Breakers at Power Plant	9
720004	Instrumentation Upgrade Units 3 & 4	10
720202	Upgrade SCADA System	11
720601	138 KV Pole Change Out	12
720602	#3 Cooling Tower	13
720701	Warehouse/Office Improvements	14
720702	Substation Oil Containment	15
720703	Paint 138 KV Switchgear	16
720704	Upgrade DG Hunter Substation	17
720705	New Substation	18
720801	Electric Utility Relocation	19
720802	Substation Storage Building	20
720803	Arterial Street Lighting Addition	21
720804	Substation Maintenance	22
720805	Distribution Feeder Maintenance	23
720806	#4 Cooling Tower	24
720807	Vacuum Pump	25
*	4e Feed Water Heater	26
*	Reconduct Cables-D G Hunter Substation	27
*	Upgrade Transformers at Prescott Substation	28

**COMBINED CAPITAL PROJECTS
SOURCES OF FUNDING SUMMARY**

ELECTRIC

PROJECT IDENTIFICATION	SALES TAXES	SALES TX BONDS 04	AD VAL TAX - 88	AD VAL TAX-03	FEDERAL FUNDS	STATE FUNDS	UTILITY FUND	UTIL REV BONDS 04	OTHER	TOTALS
Circuit Reconductoring							250,000			250,000
Capacitor Bank Voltage Cntrlrs							15,000			15,000
Replace Distribution Breakers							50,000			50,000
138 KV Pole Change Out							110,000			110,000
Warehouse/Office Improvements							100,000			100,000
Substation Oil Containment							175,000			175,000
Paint 138 KV Switchgear							100,000			100,000
Electric Utility Relocation							150,000			150,000
Substation Storage Bldg							47,000			47,000
Arterial Street Lighting Addition							200,000			200,000
Substation Maintenance							100,000			100,000
Distribution Feeder Maintenance							250,000			250,000
#4 Cooling Tower							250,000			250,000
Vacuum Pump							50,000			50,000
Total Electric	0	0	0	0	0	0	1,847,000	0	0	1,847,000

**ENTERPRISE CAPITAL PROJECTS
FIVE YEAR CAPITAL PLAN**

ELECTRIC

PROJ #	PROJECT IDENTIFICATION	BUDGET C/O	FISCAL YEAR					TOTAL 5 YEAR	BEYOND 2012	TOTAL COST
			07-08	08-09	09-10	10-11	11-12			
729202	Circuit Reconductoring	Ⓔ 378,249	250,000	400,000	400,000	600,000	600,000	2,250,000		2,628,249
729402	Gas Turbine/Recovery Boiler	0						0	34,925,000	34,925,000
729505	Capacitor Bank Voltage Ctrlrlrs	Ⓔ 0	15,000					15,000		15,000
729701	Continuous Emission Monitor	5,151						0		5,151
729905	Add TieLine-Twin Bridges	38,674						0	9,000,000	9,038,674
720003	Replace Distribution Breakers	17,500	50,000	50,000	50,000	50,000		200,000		217,500
720004	Instrumentation Upgrade 3 & 4	176,775						0		176,775
720202	Upgrade SCADA System	113,274						0		113,274
720601	138 KV Pole Change Out	123,234	110,000	350,000	350,000	350,000	350,000	1,510,000		1,633,234
720602	#3 Cooling Tower	250,000						0		250,000
720701	Warehouse/Office Improvements	Ⓔ 350,000	100,000					100,000		450,000
720702	Substation Oil Containment	175,000	175,000					175,000		350,000
720703	Paint 138 KV Switchgear	Ⓔ 100,000	100,000					100,000		200,000
720704	Upgrade DG Hunter Substation	Ⓔ 74,147						0	7,050,000	7,124,147
720705	New Substation	Ⓔ 73,668						0	4,285,000	4,358,668
720801	Electric Utility Relocation	Ⓔ 0	150,000	250,000	250,000	250,000	250,000	1,150,000		1,150,000
720802	Substation Storage Bldg	Ⓔ 0	47,000	175,000				222,000		222,000
720803	Arterial Street Lighting Addition	0	200,000	200,000				400,000		400,000
720804	Substation Maintenance	0	100,000	150,000				250,000		250,000
720805	Distribution Feeder Maintenance	0	250,000	250,000	375,000	400,000	400,000	1,675,000		1,675,000
720806	#4 Cooling Tower	Ⓔ 0	250,000					250,000		250,000
720807	Vacuum Pump	0	50,000					0		0
*	4c Feed Water Heater	Ⓔ 0			170,000			170,000		170,000
*	Reconduct Cables-D G Hunter	0						0	700,000	700,000
*	Upgrade Transformers at Prescott	0						0	2,000,000	2,000,000
Total Electric		1,875,672	1,847,000	1,825,000	1,595,000	1,650,000	1,600,000	8,467,000	57,960,000	68,302,672

* Project Number to be Assigned

Ⓔ New or Revised Projects

Projects to be closed

SHEET A 2007-2008/2011-2012 CAPITAL IMPROVEMENTS PROGRAM

PROJECT TITLE: Circuit Reconductoring/ Distribution Voltage	PROJECT CATEGORY: Electric
PROJECT NUMBER: 729202	COUNCIL DISTRICT # N/A
DIVISION: Utilities	DEPARTMENT: Electric Distribution

PROJECT BUDGET

REVENUE BREAKDOWN

REVENUE SOURCES	UTILITY FUND	REVENUE BONDS-'89	TOTAL
PRIOR BDGTS	2,791,605	404,409	3,196,014
PRIOR EXP	2,413,356	404,409	2,817,765
BUDGET C/0	378,249	0	378,249
2007-2008	250,000		250,000
2008-2009	400,000		400,000
2009-2010	400,000		400,000
2010-2011	600,000		600,000
2011-2012	600,000		600,000
BEYOND 2012			
TOTAL COST	5,041,605	404,409	5,446,014

EXPENDITURE BREAKDOWN

EXPENDITURE BREAKDOWN	ENGINEERING	TESTING	LAND ACQUISITION	CONSTRUCTION	OTHER	TOTAL
PRIOR BDGTS	72,000			1,824,014	1,300,000	3,196,014
2007-2008					250,000	250,000
2008-2009					400,000	400,000
2009-2010					400,000	400,000
2010-2011					600,000	600,000
2011-2012					600,000	600,000
BEYOND 2012						
TOTAL COST	72,000			1,824,014	3,550,000	5,446,014

PROJECT SPECIFICATIONS

PROJECT DESCRIPTION:

Replace undersized, old conductors on existing 12.5 KV circuits that have become too small to carry the load required and to replace existing 2.5 KV line with 7.2 KV Distribution.

2006-2007 Budget includes preparation for Recycling Services.

PROJECT JUSTIFICATION:

Continued expansion of the system, along with load growth has made many old circuits inadequate. Voltage regulation, burned connections and customer complaints require upgrades on a continuing schedule as workload and funds allow.

PROJECT PRIORITY: B

START DATE: Ongoing **EST TIME TO COMPLETE:** As needed

OPERATING BUDGET EFFECT:

NONE N/A SEE DETAIL

SHEET A 2007-2008/2011-2012 CAPITAL IMPROVEMENTS PROGRAM

PROJECT TITLE: Gas Turbine & Recovery Boiler	PROJECT CATEGORY: Electric
PROJECT NUMBER: 729402	COUNCIL DISTRICT # 1
DIVISION: Utilities	DEPARTMENT: Electric Production

PROJECT BUDGET

REVENUE BREAKDOWN

REVENUE SOURCES					UTILITY FUND	TOTAL
PRIOR BDGTS					61,917	61,917
PRIOR EXP					61,917	61,917
BUDGET C/O					0	0
2007-2008						
2008-2009						
2009-2010						
2010-2011						
2011-2012						
BEYOND 2012					34,925,000	34,925,000
TOTAL COST					34,986,917	34,986,917

EXPENDITURE BREAKDOWN

EXPENDITURE BREAKDOWN	ENGINEERING	TESTING	LAND ACQUISITION	CONSTRUCTION	OTHER	TOTAL
PRIOR BDGTS					61,917	61,917
2007-2008						
2008-2009						
2009-2010						
2010-2011						
2011-2012						
BEYOND 2012					34,925,000	34,925,000
TOTAL COST					34,986,917	34,986,917

PROJECT SPECIFICATIONS

PROJECT DESCRIPTION:

Purchase and install a Gas Turbine and Recovery Boiler for Units 1 & 2.

PROJECT JUSTIFICATION:

With gas pricing surely to increase in the next decade for generating facilities and the stringent EPA Clean Air Act provision, it would behoove the City to buy a Gas Turbine and Recovery Boiler to interface with existing units 1 & 2. This would allow the plant to increase its megawatt capacity with a substantial savings to its citizens by lowering the cost of fuel adjustment by approximately 36%

PROJECT PRIORITY: A

START DATE: N/A

EST TIME TO COMPLETE:

OPERATING BUDGET EFFECT:

NONE

N/A

SEE DETAIL

SHEET A 2007-2008/2011-2012 CAPITAL IMPROVEMENTS PROGRAM

PROJECT TITLE: Capacitor Bank Voltage Controllers	PROJECT CATEGORY: Electric
PROJECT NUMBER: 729505	COUNCIL DISTRICT # N/A
DIVISION: Utilities	DEPARTMENT: Electric Distribution

PROJECT BUDGET

REVENUE BREAKDOWN

REVENUE SOURCES					UTILITY FUND	TOTAL
PRIOR BDGTS						
PRIOR EXP						
BUDGET C/0						
2007-2008					15,000	15,000
2008-2009						
2009-2010						
2010-2011						
2011-2012						
BEYOND 2012						
TOTAL COST					15,000	15,000

EXPENDITURE BREAKDOWN

EXPENDITURE BREAKDOWN	ENGINEERING	TESTING	LAND ACQUISITION	CONSTRUCTION	OTHER	TOTAL
PRIOR BDGTS						
2007-2008					15,000	15,000
2008-2009						
2009-2010						
2010-2011						
2011-2012						
BEYOND 2012						
TOTAL COST					15,000	15,000

PROJECT SPECIFICATIONS

PROJECT DESCRIPTION:
Purchase 10 Voltage Control System for existing capacitor bank installations.

PROJECT JUSTIFICATION:
Enable automatic control of capacitor banks in order to maintain proper system voltage. Currently open and close them manually after watching the seasonal loads rise and fall.

PROJECT PRIORITY: A

START DATE: EST **TIME TO COMPLETE:** 10 Months

OPERATING BUDGET EFFECT:
 NONE
 N/A
 SEE DETAIL

SHEET A 2007-2008/2011-2012 CAPITAL IMPROVEMENTS PROGRAM

PROJECT TITLE: Continuous Emissions Monitoring	PROJECT CATEGORY: Electric
PROJECT NUMBER: 729701	COUNCIL DISTRICT # 1
DIVISION: Utilities	DEPARTMENT: Electric Production

PROJECT BUDGET

REVENUE BREAKDOWN

REVENUE SOURCES					UTILITY FUND	TOTAL
PRIOR BDGTS					494,307	494,307
PRIOR EXP					489,156	489,156
BUDGET C/0					5,151	5,151
2007-2008						
2008-2009						
2009-2010						
2010-2011						
2011-2012						
BEYOND 2012						
TOTAL COST					494,307	494,307

EXPENDITURE BREAKDOWN

EXPENDITURE BREAKDOWN	ENGINEERING	TESTING	LAND ACQUISITION	CONSTRUCTION	OTHER	TOTAL
PRIOR BDGTS	50,000			444,307		494,307
2007-2008						
2008-2009						
2009-2010						
2010-2011						
2011-2012						
BEYOND 2012						
TOTAL COST	50,000			444,307		494,307

PROJECT SPECIFICATIONS

PROJECT DESCRIPTION:

Install Continuous Emissions Monitoring equipment as mandated by law.

PROJECT JUSTIFICATION:

In the event the Electric Production Department reaches its 100% capacity, we will be required to install Continuous Emissions Monitoring within 12 months as Mandated by the Clean Air Act.

PROJECT PRIORITY:

A

START DATE:

Ongoing

EST TIME TO COMPLETE:

As needed

OPERATING BUDGET EFFECT:

NONE

N/A

SEE DETAIL

SHEET A 2007-2008/2011-2012 CAPITAL IMPROVEMENTS PROGRAM

L.8

PROJECT TITLE: Additional 138KV Tie from Twin Bridges Substation	PROJECT CATEGORY: Electric
PROJECT NUMBER: 729905	COUNCIL DISTRICT # N/A
DIVISION: Utilities	DEPARTMENT: Electric Distribution

PROJECT BUDGET

REVENUE BREAKDOWN

REVENUE SOURCES					UTILITY FUND	TOTAL
PRIOR BDGTS					1,216,747	1,216,747
PRIOR EXP					1,178,073	1,178,073
BUDGET C/O					38,674	38,674
2007-2008						
2008-2009						
2009-2010						
2010-2011						
2011-2012						
BEYOND 2012					9,000,000	9,000,000
TOTAL COST					10,216,747	10,216,747

EXPENDITURE BREAKDOWN

EXPENDITURE BREAKDOWN	ENGINEERING	TESTING	LAND ACQUISITION	CONSTRUCTION	OTHER	TOTAL
PRIOR BDGTS					1,216,747	1,216,747
2007-2008						
2008-2009						
2009-2010						
2010-2011						
2011-2012						
BEYOND 2012	900,000	100,000	50,000	7,950,000		9,000,000
TOTAL COST	900,000	100,000	50,000	7,950,000	1,216,747	10,216,747

PROJECT SPECIFICATIONS

PROJECT DESCRIPTION: Build parallel 138 KV tie from Twin Bridges Substation to Prescott Road Substation, with two 12.5 KV underbuild lines for developments adjacent to the route proposed. Also includes a fiber optic shield wire from Prescott Substation to Bayou Rapides Substation to insure adequate control of breakers, relaying, and control of system. Radio communications sometimes get impeded by other entities with frequencies too close to the SCADA frequencies.			
PROJECT JUSTIFICATION: To allow proper circuit switching, improve system reliability, and permit greater flexibility for CLECO to wheel through our transmission system. The current configuration does not allow adequate redundancy in the event of a failure of the line or equipment tied to it. The added underbuild provide greater switching capabilities in the event of a failure of one or more substations.			
PROJECT PRIORITY:	A	EST TIME TO COMPLETE:	3 Years
START DATE:			
OPERATING BUDGET EFFECT:	X NONE	N/A	SEE DETAIL

SHEET A 2007-2008/2011-2012 CAPITAL IMPROVEMENTS PROGRAM

PROJECT TITLE: Replace Distribution Breakers at Power Plant	PROJECT CATEGORY: Electric
PROJECT NUMBER: 720003	COUNCIL DISTRICT # N/A
DIVISION: Utilities	DEPARTMENT: Electric Distribution

PROJECT BUDGET

REVENUE BREAKDOWN

REVENUE SOURCES					UTILITY FUND	TOTAL
PRIOR BDGTS					17,500	17,500
PRIOR EXP						
BUDGET C/O					17,500	17,500
2007-2008					50,000	50,000
2008-2009					50,000	50,000
2009-2010					50,000	50,000
2010-2011					50,000	50,000
2011-2012					50,000	50,000
BEYOND 2012						
TOTAL COST					217,500	217,500

EXPENDITURE BREAKDOWN

EXPENDITURE BREAKDOWN	ENGINEERING	TESTING	LAND ACQUISITION	CONSTRUCTION	OTHER	TOTAL
PRIOR BDGTS					17,500	17,500
2007-2008					50,000	50,000
2008-2009					50,000	50,000
2009-2010					50,000	50,000
2010-2011					50,000	50,000
2011-2012					50,000	50,000
BEYOND 2012						
TOTAL COST					217,500	217,500

PROJECT SPECIFICATIONS

PROJECT DESCRIPTION: Replace outdated & obsolete 12.5 KV breakers in Switchgear at Power Plant. Existing will be changed out at a rate of 3 per year by departmental personnel.			
PROJECT JUSTIFICATION: Existing breakers were installed in the mid 1960's and do not have reclosing capabilities.			
PROJECT PRIORITY:	A	EST TIME TO COMPLETE:	4 Years
START DATE:	2004	OPERATING BUDGET EFFECT:	SEE DETAIL
	X NONE		N/A

SHEET A 2007-2008/2011-2012 CAPITAL IMPROVEMENTS PROGRAM

L.10

PROJECT TITLE: Instrumentation Upgrade Units 3 & 4	PROJECT CATEGORY: Electric
PROJECT NUMBER: 720004	COUNCIL DISTRICT # N/A
DIVISION: Utilities	DEPARTMENT: Electric Production

PROJECT BUDGET

REVENUE BREAKDOWN

REVENUE SOURCES					UTILITY FUND	TOTAL
PRIOR BDGTS					1,850,000	1,850,000
PRIOR EXP					1,673,225	1,673,225
BUDGET C/O					176,775	176,775
2007-2008						
2008-2009						
2009-2010						
2010-2011						
2011-2012						
BEYOND 2012						
TOTAL COST					1,850,000	1,850,000

EXPENDITURE BREAKDOWN

EXPENDITURE BREAKDOWN	ENGINEERING	TESTING	LAND ACQUISITION	CONSTRUCTION	OTHER	TOTAL
PRIOR BDGTS	100,000				1,750,000	1,850,000
2007-2008						
2008-2009						
2009-2010						
2010-2011						
2011-2012						
BEYOND 2012						
TOTAL COST	100,000				1,750,000	1,850,000

PROJECT SPECIFICATIONS

PROJECT DESCRIPTION: To replace boiler controls on Unit #3 that have become obsolete.			
PROJECT JUSTIFICATION: The current system has not been working properly and parts are no longer available for repairs. Also, this would increase our efficiency considerably.			
PROJECT PRIORITY:	A	EST TIME TO COMPLETE:	2 Years
START DATE:	2003	OPERATING BUDGET EFFECT:	
	X NONE		N/A
			SEE DETAIL

SHEET A 2007-2008/2011-2012 CAPITAL IMPROVEMENTS PROGRAM

L.11

PROJECT TITLE: Upgrade SCADA System	PROJECT CATEGORY: Electric
PROJECT NUMBER: 720202	COUNCIL DISTRICT # N/A
DIVISION: Utilities	DEPARTMENT: Electric Distribution

PROJECT BUDGET

REVENUE BREAKDOWN

REVENUE SOURCES					UTILITY FUND	TOTAL
PRIOR BDGTS					500,000	500,000
PRIOR EXP					386,726	386,726
BUDGET C/O					113,274	113,274
2007-2008						
2008-2009						
2009-2010						
2010-2011						
2011-2012						
BEYOND 2012						
TOTAL COST					500,000	500,000

EXPENDITURE BREAKDOWN

EXPENDITURE BREAKDOWN	ENGINEERING	TESTING	LAND ACQUISITION	CONSTRUCTION	OTHER	TOTAL
PRIOR BDGTS					500,000	500,000
2007-2008						
2008-2009						
2009-2010						
2010-2011						
2011-2012						
BEYOND 2012						
TOTAL COST					500,000	500,000

PROJECT SPECIFICATIONS

PROJECT DESCRIPTION:
Install new SCADA control at Electric Distribution Office.

PROJECT JUSTIFICATION:
Current SCADA System (Landis & Gyr 6700) was installed in 1988 and is now obsolete. New systems are PC driven, with accessory programs to monitor, track, & forecast load flow, trends, connectivity for outage reporting and many new features that are functioning at other utilities nationwide, but cannot be installed on our present system.

PROJECT PRIORITY: A

START DATE: 2003 **EST TIME TO COMPLETE:** 1 Year

OPERATING BUDGET EFFECT:
 NONE N/A SEE DETAIL

SHEET A 2007-2008/2011-2012 CAPITAL IMPROVEMENTS PROGRAM

PROJECT TITLE: 138 KV Pole Change Out	PROJECT CATEGORY: Electric
PROJECT NUMBER: 720601	COUNCIL DISTRICT # N/A
DIVISION: Utilities	DEPARTMENT: Electric Distribution

PROJECT BUDGET

REVENUE BREAKDOWN

REVENUE SOURCES					UTILITY FUND	TOTAL
PRIOR BDGTS					960,000	960,000
PRIOR EXP					836,766	836,766
BUDGET C/O					123,234	123,234
2007-2008					110,000	110,000
2008-2009					350,000	350,000
2009-2010					350,000	350,000
2010-2011					350,000	350,000
2011-2012					350,000	350,000
BEYOND 2012						
TOTAL COST					2,470,000	2,470,000

EXPENDITURE BREAKDOWN

EXPENDITURE BREAKDOWN	ENGINEERING	TESTING	LAND ACQUISITION	CONSTRUCTION	OTHER	TOTAL
PRIOR BDGTS				960,000		960,000
2007-2008					110,000	110,000
2008-2009					350,000	350,000
2009-2010					350,000	350,000
2010-2011					350,000	350,000
2011-2012					350,000	350,000
BEYOND 2012						
TOTAL COST				960,000	1,510,000	2,470,000

PROJECT SPECIFICATIONS

PROJECT DESCRIPTION:

Replace approximately 84 transmission poles in the 138 KV Loop. Original poles were installed in the 1960's and had an anticipated life of 30 years. Most of the engineering has been done "in house".

PROJECT JUSTIFICATION:

The 138 KV Loop provides power to all the substations in the system. If 2 sections of the loop are lost simultaneously, many customers would be without power until the 90' and 100' poles could be replaced, which would take too long with existing City crews and equipment.

PROJECT PRIORITY: A

START DATE: 2005

EST TIME TO COMPLETE: 10 months

OPERATING BUDGET EFFECT:

NONE

N/A

SEE DETAIL

SHEET A 2007-2008/2011-2012 CAPITAL IMPROVEMENTS PROGRAM

L.13

PROJECT TITLE: #3 Cooling Tower	PROJECT CATEGORY: Electric
PROJECT NUMBER: 720602	COUNCIL DISTRICT # N/A
DIVISION: Utilities	DEPARTMENT: Electric Production

PROJECT BUDGET

REVENUE BREAKDOWN

REVENUE SOURCES					UTILITY FUND	TOTAL
PRIOR BDGTS					250,000	250,000
PRIOR EXP						
BUDGET C/0					250,000	250,000
2007-2008						
2008-2009						
2009-2010						
2010-2011						
2011-2012						
BEYOND 2012						
TOTAL COST					250,000	250,000

EXPENDITURE BREAKDOWN

EXPENDITURE BREAKDOWN	ENGINEERING	TESTING	LAND ACQUISITION	CONSTRUCTION	OTHER	TOTAL
PRIOR BDGTS				250,000		250,000
2007-2008						
2008-2009						
2009-2010						
2010-2011						
2011-2012						
BEYOND 2012						
TOTAL COST				250,000		250,000

PROJECT SPECIFICATIONS

PROJECT DESCRIPTION:

#3 Cooling Tower Water Decks and #3 Fan Decks

PROJECT JUSTIFICATION:

Water decks on tower have deteriorated and are unsafe to walk on.

PROJECT PRIORITY: A

START DATE: 2005

EST TIME TO COMPLETE: 2 Years

OPERATING BUDGET EFFECT:

NONE

N/A

SEE DETAIL

SHEET A 2007-2008/2011-2012 CAPITAL IMPROVEMENTS PROGRAM

PROJECT TITLE: Electric Distribution Warehouse/Office Improvements	PROJECT CATEGORY: Electric
PROJECT NUMBER: 720701	COUNCIL DISTRICT # N/A
DIVISION: Utilities	DEPARTMENT: Electric Distribution

PROJECT BUDGET

REVENUE BREAKDOWN

REVENUE SOURCES					UTILITY FUND	TOTAL
PRIOR BDGTS					350,000	350,000
PRIOR EXP						
BUDGET C/O					350,000	350,000
2007-2008					100,000	100,000
2008-2009						
2009-2010						
2010-2011						
2011-2012						
BEYOND 2012						
TOTAL COST					450,000	450,000

EXPENDITURE BREAKDOWN

EXPENDITURE BREAKDOWN	ENGINEERING	TESTING	LAND ACQUISITION	CONSTRUCTION	OTHER	TOTAL
PRIOR BDGTS	20,000			330,000		350,000
2007-2008				100,000		100,000
2008-2009						
2009-2010						
2010-2011						
2011-2012						
BEYOND 2012						
TOTAL COST	20,000			430,000		450,000

PROJECT SPECIFICATIONS

PROJECT DESCRIPTION:

Replace leaking, rusted out roof panels and siding on Electric Distribution Warehouse and Office. Replace with standing seam roof to match Power Plant and City Complex buildings. Also replace leaking windows with solid glass and replace front door with weather proof door.

PROJECT JUSTIFICATION:

Existing roof has numerous leaks, due to rust from cooling tower chemicals, wind damage, and age. Interior tiles have water damage.

PROJECT PRIORITY: A

START DATE: 2005

EST TIME TO COMPLETE: 2 Years

OPERATING BUDGET EFFECT:

NONE

N/A

SEE DETAIL

PROJECT TITLE: Substation Oil Containment	PROJECT CATEGORY: Electric
PROJECT NUMBER: 720702	COUNCIL DISTRICT # N/A
DIVISION: Utilities	DEPARTMENT: Electric Distribution

PROJECT BUDGET

REVENUE BREAKDOWN

REVENUE SOURCES					UTILITY FUND	TOTAL
PRIOR BDGTS					175,000	175,000
PRIOR EXP						
BUDGET C/0					175,000	175,000
2007-2008					175,000	175,000
2008-2009						
2009-2010						
2010-2011						
2011-2012						
BEYOND 2012						
TOTAL COST					350,000	350,000

EXPENDITURE BREAKDOWN

EXPENDITURE BREAKDOWN	ENGINEERING	TESTING	LAND ACQUISITION	CONSTRUCTION	OTHER	TOTAL
PRIOR BDGTS	50,000			125,000		175,000
2007-2008				175,000		175,000
2008-2009						
2009-2010						
2010-2011						
2011-2012						
BEYOND 2012						
TOTAL COST	50,000			300,000		350,000

PROJECT SPECIFICATIONS

PROJECT DESCRIPTION:
Install oil containment around oil filled equipment (transformers, OCB) in substation to prevent spills from failed equipment.

PROJECT JUSTIFICATION:
EPA & DEQ regulations require containment provision around oil filled electrical equipment to prevent contamination of waterways that are subject to run-off from leaks and spills. Affected substations are D.G. Hunter, Willow Glen, Sterkx Road and Prescott Road.

PROJECT PRIORITY: A

START DATE: EST TIME TO COMPLETE: 18 months

OPERATING BUDGET EFFECT:
 NONE N/A SEE DETAIL

SHEET A 2007-2008/2011-2012 CAPITAL IMPROVEMENTS PROGRAM

L.16

PROJECT TITLE: Paint 138 KV Switchgear	PROJECT CATEGORY: Electric
PROJECT NUMBER: 720703	COUNCIL DISTRICT # N/A
DIVISION: Utilities	DEPARTMENT: Electric Distribution

PROJECT BUDGET

REVENUE BREAKDOWN

REVENUE SOURCES					UTILITY FUND	TOTAL
PRIOR BDGTS					100,000	100,000
PRIOR EXP						
BUDGET C/O					100,000	100,000
2007-2008					100,000	100,000
2008-2009						
2009-2010						
2010-2011						
2011-2012						
BEYOND 2012						
TOTAL COST					200,000	200,000

EXPENDITURE BREAKDOWN

EXPENDITURE BREAKDOWN	ENGINEERING	TESTING	LAND ACQUISITION	CONSTRUCTION	OTHER	TOTAL
PRIOR BDGTS				100,000		100,000
2007-2008				100,000		100,000
2008-2009						
2009-2010						
2010-2011						
2011-2012						
BEYOND 2012						
TOTAL COST				200,000		200,000

PROJECT SPECIFICATIONS

PROJECT DESCRIPTION:

Repaint substation transformers and switchgear at Sterkx Road and Willow Glen Substations. Rusted areas will be sand blasted, filled with sealing material, primed and painted with epoxy paint.

PROJECT JUSTIFICATION:

Original substation equipment is rusting out to the point where they leak during rain, allowing water to get on the internal high voltage components. Several insulators have arced over from rain getting into the switchgear, causing serious damage to the bus bars and arc chutes.

PROJECT PRIORITY: A

START DATE: EST TIME TO COMPLETE: 3 Years

OPERATING BUDGET EFFECT:

NONE

N/A

SEE DETAIL

PROJECT TITLE: Upgrade DG Hunter Substation & Switch Yard	PROJECT CATEGORY: Electric
PROJECT NUMBER: 720704	COUNCIL DISTRICT # N/A
DIVISION: Utilities	DEPARTMENT: Electric Distribution

PROJECT BUDGET

REVENUE BREAKDOWN

REVENUE SOURCES					UTILITY FUND	TOTAL
PRIOR BDGTS					80,000	80,000
PRIOR EXP					5,853	5,853
BUDGET C/O					74,147	74,147
2007-2008						
2008-2009						
2009-2010						
2010-2011						
2011-2012						
BEYOND 2012					7,050,000	7,050,000
TOTAL COST					7,130,000	7,130,000

EXPENDITURE BREAKDOWN

EXPENDITURE BREAKDOWN	ENGINEERING	TESTING	LAND ACQUISITION	CONSTRUCTION	OTHER	TOTAL
PRIOR BDGTS	80,000					80,000
2007-2008						
2008-2009						
2009-2010						
2010-2011						
2011-2012						
BEYOND 2012	500,000	100,000		6,450,000		7,050,000
TOTAL COST	580,000	100,000		6,450,000		7,130,000

PROJECT SPECIFICATIONS

PROJECT DESCRIPTION: Replace OCB's with GCB's. Build Distribution Station on adjacent land within Power Plant yard. Convert existing substation to switch yard for transmission.			
PROJECT JUSTIFICATION: Existing substation was built in 1964. The equipment and cables are past useful life. All bulk energy moved through the 138KV system goes through this substation. The stability and reliability of the entire transmission system is compromised as this older equipment fails. Three other capital projects related to the DG Hunter Substation can be combined or eliminated by this project.			
PROJECT PRIORITY:	A	EST TIME TO COMPLETE:	3 Years
START DATE:		OPERATING BUDGET EFFECT:	
	X NONE		N/A SEE DETAIL

PROJECT TITLE: New Substation	PROJECT CATEGORY: Electric
PROJECT NUMBER: 720705	COUNCIL DISTRICT # N/A
DIVISION: Utilities	DEPARTMENT: Electric Distribution

PROJECT BUDGET

REVENUE BREAKDOWN

REVENUE SOURCES					UTILITY FUND	TOTAL
PRIOR BDGTS					80,000	80,000
PRIOR EXP					6,332	6,332
BUDGET C/0					73,668	73,668
2007-2008						
2008-2009						
2009-2010						
2010-2011						
2011-2012						
BEYOND 2012					4,285,000	4,285,000
TOTAL COST					4,365,000	4,365,000

EXPENDITURE BREAKDOWN

EXPENDITURE BREAKDOWN	ENGINEERING	TESTING	LAND ACQUISITION	CONSTRUCTION	OTHER	TOTAL
PRIOR BDGTS	80,000					80,000
2007-2008						
2008-2009						
2009-2010						
2010-2011						
2011-2012						
BEYOND 2012	335,000	250,000	100,000	3,500,000	100,000	4,285,000
TOTAL COST	415,000	250,000	100,000	3,500,000	100,000	4,365,000

PROJECT SPECIFICATIONS

PROJECT DESCRIPTION:

New 138/12470 Substation needed to relieve Prescott Substation and Twin Bridges Substation. New station would have dual 28MVA transformers and 8 potential circuits. Station could start with 1 transformer and be upgraded later as loads demand.

PROJECT JUSTIFICATION:

Neither Prescott, Twin Bridges, nor Sterkx Road Substations can provide back up power during peak loading and planned maintenance. Neither substation can safely carry the combined load of both during emergencies. Southwest Power Pool 2011 Model justifies an additional substation to prevent possible blackout caused by CLECO 138 KV failure.

PROJECT PRIORITY: A

START DATE: EST TIME TO COMPLETE: 3 Years

OPERATING BUDGET EFFECT:

NONE N/A SEE DETAIL

SHEET A 2007-2008/2011-2012 CAPITAL IMPROVEMENTS PROGRAM

PROJECT TITLE: Electric Utility Relocations	PROJECT CATEGORY: Electric
PROJECT NUMBER: 720801	COUNCIL DISTRICT # N/A
DIVISION: Utilities	DEPARTMENT: Electric Distribution

PROJECT BUDGET

REVENUE BREAKDOWN

REVENUE SOURCES					UTILITY FUND	TOTAL
PRIOR BDGTS						
PRIOR EXP						
BUDGET C/0						
2007-2008					150,000	150,000
2008-2009					250,000	250,000
2009-2010					250,000	250,000
2010-2011					250,000	250,000
2011-2012					250,000	250,000
BEYOND 2012						
TOTAL COST					1,150,000	1,150,000

EXPENDITURE BREAKDOWN

EXPENDITURE BREAKDOWN	ENGINEERING	TESTING	LAND ACQUISITION	CONSTRUCTION	OTHER	TOTAL
PRIOR BDGTS						
2007-2008	5,000		10,000	135,000		150,000
2008-2009	5,000		10,000	235,000		250,000
2009-2010	5,000		10,000	235,000		250,000
2010-2011	5,000		10,000	235,000		250,000
2011-2012	5,000		10,000	235,000		250,000
BEYOND 2012						
TOTAL COST	25,000		50,000	1,075,000		1,150,000

PROJECT SPECIFICATIONS

PROJECT DESCRIPTION:

Relocation of electrical lines and poles for various capital projects throughout the year.

PROJECT JUSTIFICATION:

Presently using Maintenance funds for utility relocations for ditch closures and road improvements. There is no way to anticipate future projects and their relocation costs.

PROJECT PRIORITY: A

START DATE:

EST TIME TO COMPLETE: 3 Years

OPERATING BUDGET EFFECT:

NONE

N/A

SEE DETAIL

PROJECT TITLE: Substation Storage Building	PROJECT CATEGORY: Electric
PROJECT NUMBER: 720802	COUNCIL DISTRICT # N/A
DIVISION: Utilities	DEPARTMENT: Electric Distribution

PROJECT BUDGET

REVENUE BREAKDOWN

REVENUE SOURCES					UTILITY FUND	TOTAL
PRIOR BDGTS						
PRIOR EXP						
BUDGET C/O						
2007-2008					47,000	47,000
2008-2009					175,000	175,000
2009-2010						
2010-2011						
2011-2012						
BEYOND 2012						
TOTAL COST					222,000	222,000

EXPENDITURE BREAKDOWN

EXPENDITURE BREAKDOWN	ENGINEERING	TESTING	LAND ACQUISITION	CONSTRUCTION	OTHER	TOTAL
PRIOR BDGTS						
2007-2008	26,000			21,000		47,000
2008-2009				175,000		175,000
2009-2010						
2010-2011						
2011-2012						
BEYOND 2012						
TOTAL COST	26,000			196,000		222,000

PROJECT SPECIFICATIONS

PROJECT DESCRIPTION:

Erect 25' X 35' X 12' metal storage building inside the Downtown Substation.

PROJECT JUSTIFICATION:

Department has outgrown existing storage and warehouse space. Supplies and equipment need to be kept out of the weather.

PROJECT PRIORITY: A

START DATE:

EST TIME TO COMPLETE: 3 Years

OPERATING BUDGET EFFECT:

NONE

N/A

SEE DETAIL

SHEET A 2007-2008/2011-2012 CAPITAL IMPROVEMENTS PROGRAM

PROJECT TITLE: Arterial Street Lighting Addition	PROJECT CATEGORY: Electric
PROJECT NUMBER: 720803	COUNCIL DISTRICT # N/A
DIVISION: Utilities	DEPARTMENT: Electric Distribution

PROJECT BUDGET

REVENUE BREAKDOWN

REVENUE SOURCES					UTILITY FUND	TOTAL
PRIOR BDGTS						
PRIOR EXP						
BUDGET C/O						
2007-2008					200,000	200,000
2008-2009					200,000	200,000
2009-2010						
2010-2011						
2011-2012						
BEYOND 2012						
TOTAL COST					400,000	400,000

EXPENDITURE BREAKDOWN

EXPENDITURE BREAKDOWN	ENGINEERING	TESTING	LAND ACQUISITION	CONSTRUCTION	OTHER	TOTAL
PRIOR BDGTS						
2007-2008				200,000		200,000
2008-2009				200,000		200,000
2009-2010						
2010-2011						
2011-2012						
BEYOND 2012						
TOTAL COST				400,000		400,000

PROJECT SPECIFICATIONS

PROJECT DESCRIPTION:

Extend Coliseum Boulevard lighting from the Rapides Parish Coliseum to Vandenburg Drive, similar to 149 lighting and criteria.

PROJECT JUSTIFICATION:

Additional growth in area, four laning of Highway 28 West to Leesville and the construction of the new Wal Mart and other new businesses necessitate additional street lighting for public safety.

PROJECT PRIORITY: A

START DATE:

EST TIME TO COMPLETE: 3 Years

OPERATING BUDGET EFFECT:

NONE

N/A

SEE DETAIL

SHEET A 2007-2008/2011-2012 CAPITAL IMPROVEMENTS PROGRAM

PROJECT TITLE: Substation Maintenance	PROJECT CATEGORY: Electric
PROJECT NUMBER: 720804	COUNCIL DISTRICT # N/A
DIVISION: Utilities	DEPARTMENT: Electric Distribution

PROJECT BUDGET

REVENUE BREAKDOWN

REVENUE SOURCES					UTILITY FUND	TOTAL
PRIOR BDGTS						
PRIOR EXP						
BUDGET C/O						
2007-2008					100,000	100,000
2008-2009					150,000	150,000
2009-2010						
2010-2011						
2011-2012						
BEYOND 2012						
TOTAL COST					250,000	250,000

EXPENDITURE BREAKDOWN

EXPENDITURE BREAKDOWN	ENGINEERING	TESTING	LAND ACQUISITION	CONSTRUCTION	OTHER	TOTAL
PRIOR BDGTS						
2007-2008					100,000	100,000
2008-2009					150,000	150,000
2009-2010						
2010-2011						
2011-2012						
BEYOND 2012						
TOTAL COST					250,000	250,000

PROJECT SPECIFICATIONS

PROJECT DESCRIPTION:

Inspection, testing, and cleaning of all oil filled transformers and Oil Circuit Breakers in the Substations. This would include filtering or replacing the oil as needed and testing all components of the Tap Changers and Oil Circuit Breakers

PROJECT JUSTIFICATION:

Most equipment was installed in the 1960's. Maintenance and testing has not been done for lack of funding. This will more greatly ensure reliability.

PROJECT PRIORITY:

A

START DATE:

EST TIME TO COMPLETE:

3 Years

OPERATING BUDGET EFFECT:

NONE

N/A

SEE DETAIL

PROJECT TITLE: Distribution Feeder Maintenance	PROJECT CATEGORY: Electric
PROJECT NUMBER: 720805	COUNCIL DISTRICT # N/A
DIVISION: Utilities	DEPARTMENT: Electric Distribution

PROJECT BUDGET

REVENUE BREAKDOWN

REVENUE SOURCES					UTILITY FUND	TOTAL
PRIOR BDGTS						
PRIOR EXP						
BUDGET C/O						
2007-2008					250,000	250,000
2008-2009					250,000	250,000
2009-2010					375,000	375,000
2010-2011					400,000	400,000
2011-2012					400,000	400,000
BEYOND 2012						
TOTAL COST					1,675,000	1,675,000

EXPENDITURE BREAKDOWN

EXPENDITURE BREAKDOWN	ENGINEERING	TESTING	LAND ACQUISITION	CONSTRUCTION	OTHER	TOTAL
PRIOR BDGTS						
2007-2008					250,000	250,000
2008-2009					250,000	250,000
2009-2010					375,000	375,000
2010-2011					400,000	400,000
2011-2012					400,000	400,000
BEYOND 2012						
TOTAL COST					1,675,000	1,675,000

PROJECT SPECIFICATIONS

PROJECT DESCRIPTION:
Upgrade and rehab main feeder circuits coming from substations.

PROJECT JUSTIFICATION:
There are 61 major circuits feeding from substations and spread out to service customers. An organized, continuing maintenance program is needed to ensure system reliability.

PROJECT PRIORITY: A

START DATE: EST TIME TO COMPLETE: Ongoing

OPERATING BUDGET EFFECT:
 NONE N/A SEE DETAIL

SHEET A 2007-2008/2011-2012 CAPITAL IMPROVEMENTS PROGRAM

PROJECT TITLE: #4 Cooling Tower	PROJECT CATEGORY: Electric
PROJECT NUMBER: 720806	COUNCIL DISTRICT # N/A
DIVISION: Utilities	DEPARTMENT: Electric Production

PROJECT BUDGET

REVENUE BREAKDOWN

REVENUE SOURCES					UTILITY FUND	TOTAL
PRIOR BDGTS						
PRIOR EXP						
BUDGET C/0						
2007-2008					250,000	250,000
2008-2009						
2009-2010						
2010-2011						
2011-2012						
BEYOND 2012						
TOTAL COST					250,000	250,000

EXPENDITURE BREAKDOWN

EXPENDITURE BREAKDOWN	ENGINEERING	TESTING	LAND ACQUISITION	CONSTRUCTION	OTHER	TOTAL
PRIOR BDGTS						
2007-2008				250,000		250,000
2008-2009						
2009-2010						
2010-2011						
2011-2012						
BEYOND 2012						
TOTAL COST				250,000		250,000

PROJECT SPECIFICATIONS

PROJECT DESCRIPTION: #4 Cooling Tower Water Decks and #4 Fan Decks			
PROJECT JUSTIFICATION: Water decks on tower have deteriorated and are unsafe to walk on.			
PROJECT PRIORITY:	A	EST TIME TO COMPLETE:	2 Years
START DATE:	2005	OPERATING BUDGET EFFECT:	SEE DETAIL
	X NONE		N/A

SHEET A 2007-2008/2011-2012 CAPITAL IMPROVEMENTS PROGRAM

PROJECT TITLE: Vacuum Pump	PROJECT CATEGORY: Electric
PROJECT NUMBER: 720807	COUNCIL DISTRICT # N/A
DIVISION: Utilities	DEPARTMENT: Electric Production

PROJECT BUDGET

REVENUE BREAKDOWN

REVENUE SOURCES					UTILITY FUND	TOTAL
PRIOR BDGTS						
PRIOR EXP						
BUDGET C/O						
2007-2008					50,000	50,000
2008-2009						
2009-2010						
2010-2011						
2011-2012						
BEYOND 2012						
TOTAL COST					50,000	50,000

EXPENDITURE BREAKDOWN

EXPENDITURE BREAKDOWN	ENGINEERING	TESTING	LAND ACQUISITION	CONSTRUCTION	OTHER	TOTAL
PRIOR BDGTS						
2007-2008					50,000	50,000
2008-2009						
2009-2010						
2010-2011						
2011-2012						
BEYOND 2012						
TOTAL COST					50,000	50,000

PROJECT SPECIFICATIONS

PROJECT DESCRIPTION:

To purchase and install a vacuum pump for Unit #3 Condenser.

PROJECT JUSTIFICATION:

The present air ejector has been in service since 1965 and is obsolete. A vacuum pump could make this system more reliable.

PROJECT PRIORITY: A

START DATE: 2004

EST TIME TO COMPLETE: 1 Year

OPERATING BUDGET EFFECT:

NONE

N/A

SEE DETAIL

PROJECT TITLE: 4E Feed Water Heater	PROJECT CATEGORY: Electric
PROJECT NUMBER: N/A	COUNCIL DISTRICT # N/A
DIVISION: Utilities	DEPARTMENT: Electric Production

PROJECT BUDGET

REVENUE BREAKDOWN

REVENUE SOURCES					UTILITY FUND	TOTAL
PRIOR BDGTS						
PRIOR EXP						
BUDGET C/0						
2007-2008						
2008-2009						
2009-2010					170,000	170,000
2010-2011						
2011-2012						
BEYOND 2012						
TOTAL COST					170,000	170,000

EXPENDITURE BREAKDOWN

EXPENDITURE BREAKDOWN	ENGINEERING	TESTING	LAND ACQUISITION	CONSTRUCTION	OTHER	TOTAL
PRIOR BDGTS						
2007-2008						
2008-2009						
2009-2010	20,000			150,000		170,000
2010-2011						
2011-2012						
BEYOND 2012						
TOTAL COST	20,000			150,000		170,000

PROJECT SPECIFICATIONS

PROJECT DESCRIPTION:
Retube or Replace 4E Feed Water Heater.

PROJECT JUSTIFICATION:
Heater is out of service due to tube leaks. Tubes are plugged to the limit of design. Efficiency of the unit is reduced by the of heater.

PROJECT PRIORITY: A

START DATE: EST TIME TO COMPLETE: 18 months

OPERATING BUDGET EFFECT:
 NONE N/A SEE DETAIL

SHEET A 2007-2008/2011-2012 CAPITAL IMPROVEMENTS PROGRAM

PROJECT TITLE: Reconductor Feeder Cables @ D G Hunter Substation		PROJECT CATEGORY: Electric	
PROJECT NUMBER: N/A		COUNCIL DISTRICT # N/A	
DIVISION: Utilities		DEPARTMENT: Electric Distribution	

PROJECT BUDGET

REVENUE BREAKDOWN

REVENUE SOURCES					UTILITY FUND	TOTAL
PRIOR BDGTS						
PRIOR EXP						
BUDGET C/O						
2007-2008						
2008-2009						
2009-2010						
2010-2011						
2011-2012						
BEYOND 2012					700,000	700,000
TOTAL COST					700,000	700,000

EXPENDITURE BREAKDOWN

EXPENDITURE BREAKDOWN	ENGINEERING	TESTING	LAND ACQUISITION	CONSTRUCTION	OTHER	TOTAL
PRIOR BDGTS						
2007-2008						
2008-2009						
2009-2010						
2010-2011						
2011-2012						
BEYOND 2012				700,000		700,000
TOTAL COST				700,000		700,000

PROJECT SPECIFICATIONS

PROJECT DESCRIPTION:
 Replace underground feeder cables from switchgear to riser poles at the D. G. Hunter Substation. Replace old riser poles and install new terminations and lightning protection on replaced cables.

PROJECT JUSTIFICATION:
 Existing high voltage cables are 350 MCM (rated for 300 Amps). Cables are over 30 years old (average rated life), and have begun to fail. Numerous high voltage terminations have failed recently because of years of lightning strikes, submersion in water, and aging. New cables will be 1000 MCM (rated for 600 Amps). This will allow us to tie 2 circuits together for maintenance and emergency situations.

PROJECT PRIORITY: A

START DATE: EST TIME TO COMPLETE: 10 Months

OPERATING BUDGET EFFECT:
 NONE N/A SEE DETAIL

SHEET A 2007-2008/2011-2012 CAPITAL IMPROVEMENTS PROGRAM

PROJECT TITLE: Upgrade Transformers at Prescott Substation	PROJECT CATEGORY: Electric
PROJECT NUMBER: N/A	COUNCIL DISTRICT # N/A
DIVISION: Utilities	DEPARTMENT: Electric Distribution

PROJECT BUDGET

REVENUE BREAKDOWN

REVENUE SOURCES					UTILITY FUND	TOTAL
PRIOR BDGTS						
PRIOR EXP						
BUDGET C/O						
2007-2008						
2008-2009						
2009-2010						
2010-2011						
2011-2012						
BEYOND 2012					2,000,000	2,000,000
TOTAL COST					2,000,000	2,000,000

EXPENDITURE BREAKDOWN

EXPENDITURE BREAKDOWN	ENGINEERING	TESTING	LAND ACQUISITION	CONSTRUCTION	OTHER	TOTAL
PRIOR BDGTS						
2007-2008						
2008-2009						
2009-2010						
2010-2011						
2011-2012						
BEYOND 2012	300,000			1,700,000		2,000,000
TOTAL COST	300,000			1,700,000		2,000,000

PROJECT SPECIFICATIONS

PROJECT DESCRIPTION:

Install 2 each 28 MVA 138,000/12470 volt transformers at Prescott Substation, replacing existing

PROJECT JUSTIFICATION:

Existing transformers were installed in the 1960's, and are too small to carry the current load.

PROJECT PRIORITY: A

START DATE:

EST TIME TO COMPLETE: 3 Years

OPERATING BUDGET EFFECT:

NONE

N/A

SEE DETAIL

TABLE OF CONTENTS

	<u>WATER</u>	<u>PAGE</u>
759601	Water Well Improvement	4
750002	Relocation of Water Heyman Lane, Phase I	5
750004	Replacement of Water Lines	6
750301	South Circle Relocation	7
750402	Red River Water Plant	8
750701	Generators	9
750801	12" Line - Hwy 71 South	10
750802	Flow Meters @ Pump Stations	11
750803	Replace 36" Valve @ Adams Station	12
750804	Leak Detection	13
750805	24" By Pass to Ground Storage	14
750806	Pump Station Monroe Street	15
750807	Paint Ground Storage Tank at Kisatchie	16
*	Security Cameras - Water	17
*	Paint Elevated Tank - Rosalino Street	18
*	Pump Station City Park	19
*	Slipline- Water Main McNutt	20
*	Water Wells @ Hamilton	21
*	Water Wells @ Adams	22
*	Replace Well #926	23
*	Water Wells @ Betty St	24
*	Replace Well #911	25
*	By Pass 165 to Ground Storage	26

**COMBINED CAPITAL PROJECTS
SOURCES OF FUNDING SUMMARY**

WATER

PROJECT IDENTIFICATION	SALES TAXES	SALES TX BONDS 04	AD VAL TAX - 88	AD VAL TAX-03	FEDERAL FUNDS	STATE FUNDS	UTILITY FUND	UTIL REV BONDS 04	OTHER	TOTALS
Water Well Improvement							150,000			150,000
Replace Water Lines							175,800			175,800
Red River Water Plant								(3,699,188)		(3,699,188)
12" Line - Hwy 71 South							80,000			80,000
Flow Meters @ Pump Stations							20,000			20,000
Replace 36" Valve @ Adams							15,000			15,000
Leak Detection							50,000			50,000
24" By Pass Ground Storage							300,000			300,000
Pump Station Monroe Street							70,000			70,000
Paint Ground Storage Tank at Kisatchie							331,200			331,200
Total Water	0	0	0	0	0	0	1,192,000	(3,699,188)	0	(2,507,188)

**ENTERPRISE CAPITAL PROJECTS
FIVE YEAR CAPITAL PLAN**

WATER

PROJ #	PROJECT IDENTIFICATION	BUDGET C/O	FISCAL YEAR					TOTAL 5 YEAR	BEYOND 2012	TOTAL COST
			07-08	08-09	09-10	10-11	11-12			
								0		0
759601	Water Well Improvement	406,118	150,000					150,000	712,000	1,268,118
750002	Relocate Main Heyman Lane	0						0	100,000	100,000
750004	Replace Water Lines	0	175,800					175,800	800,000	975,800
750301	South Circle Relocation	0						0	350,000	350,000
750402	Red River Water Plant	3,699,188	(3,699,188)					(3,699,188)		0
750701	Generators	€ 418,235						0		418,235
750801	12" Line - Hwy 71 South	€ 0	80,000					80,000		80,000
750802	Flow Meters @ Pump Stations	€ 0	20,000	240,000				260,000		260,000
750803	Replace 36" Valve @ Adams	€ 0	15,000					15,000		15,000
750804	Leak Detection	€ 0	50,000	60,000				110,000		110,000
750805	24" By Pass to Ground Storage	€ 0	300,000					300,000	3,000,000	3,300,000
750806	Pump Station Monroe Street	0	70,000	450,000				520,000		520,000
750807	Paint Ground Storage Tank at Kisab	0	331,200					0		0
*	Security Cameras - Water	€ 0		60,000	297,000			357,000		357,000
*	Paint Elevated Tank - Rosalino Stre	0		222,000				0		0
*	Pump Station City Park	0			450,000			450,000		450,000
*	Slipline- Water Main McNutt	0				446,000		446,000		446,000
*	Water Wells @ Hamilton	€ 0						0	700,000	700,000
*	Water Wells @ Adams	€ 0						0	700,000	700,000
*	Replace Well #926	€ 0						0	300,000	300,000
*	Water Wells @ Betty St	€ 0						0	350,000	350,000
*	Replace Well #911	€ 0						0	350,000	350,000
*	By Pass 165 to Ground Storage	€ 0						0	2,836,710	2,836,710
Total Water		4,523,541	(2,507,188)	1,032,000	747,000	446,000	0	(835,388)	10,198,710	13,886,863

- * Project Number to be Assigned
- @ New or Revised Projects
- Projects to be closed

SHEET A 2007-2008/2011-2012 CAPITAL IMPROVEMENTS PROGRAM

M.4

PROJECT TITLE: Water Well Improvements	PROJECT CATEGORY: Water
PROJECT NUMBER: 759601	COUNCIL DISTRICT # N/A
DIVISION: Utilities	DEPARTMENT: Water

PROJECT BUDGET

REVENUE BREAKDOWN

REVENUE SOURCES				REVENUE BONDS-'93	UTILITY FUND	TOTAL
PRIOR BDGTS				663,256	1,018,464	1,681,720
PRIOR EXP				663,256	612,346	1,275,602
BUDGET C/0				0	406,118	406,118
2007-2008					150,000	150,000
2008-2009						
2009-2010						
2010-2011						
2011-2012						
BEYOND 2012					712,000	712,000
TOTAL COST				663,256	1,880,464	2,543,720

EXPENDITURE BREAKDOWN

EXPENDITURE BREAKDOWN	ENGINEERING	TESTING	LAND ACQUISITION	CONSTRUCTION	OTHER	TOTAL
PRIOR BDGTS	332,000	17,000	160,000	1,072,720	100,000	1,681,720
2007-2008				150,000		150,000
2008-2009						
2009-2010						
2010-2011						
2011-2012						
BEYOND 2012	36,000	1,000	80,000	483,000	112,000	712,000
TOTAL COST	368,000	18,000	240,000	1,705,720	212,000	2,543,720

PROJECT SPECIFICATIONS

PROJECT DESCRIPTION:

Drill and install new water wells in City wellfields as needed, including 2 new wells in City's well field near LSU-A.

PROJECT JUSTIFICATION:

Wells needed to replace non-productive wells to keep the City at full capacity.

PROJECT PRIORITY: B

START DATE: Ongoing

EST TIME TO COMPLETE: As Needed

OPERATING BUDGET EFFECT:

NONE

X N/A

SEE DETAIL

SHEET A 2007-2008/2011-2012 CAPITAL IMPROVEMENTS PROGRAM

M.5

PROJECT TITLE: Relocation of Water Main Heyman Lane, Phase I	PROJECT CATEGORY: Water
PROJECT NUMBER: 750002	COUNCIL DISTRICT # N/A
DIVISION: Utilities	DEPARTMENT: Water

PROJECT BUDGET

REVENUE BREAKDOWN

REVENUE SOURCES					UTILITY FUND	TOTAL
PRIOR BDGTS						
PRIOR EXP						
BUDGET C/O						
2007-2008						
2008-2009						
2009-2010						
2010-2011						
2011-2012						
BEYOND 2012					100,000	100,000
TOTAL COST					100,000	100,000

EXPENDITURE BREAKDOWN

EXPENDITURE BREAKDOWN	ENGINEERING	TESTING	LAND ACQUISITION	CONSTRUCTION	OTHER	TOTAL
PRIOR BDGTS						
2007-2008						
2008-2009						
2009-2010						
2010-2011						
2011-2012						
BEYOND 2012	15,000	7,000	15,000	63,000		100,000
TOTAL COST	15,000	7,000	15,000	63,000		100,000

PROJECT SPECIFICATIONS

PROJECT DESCRIPTION: Relocate Utility Lines	
PROJECT JUSTIFICATION: Relocation to coincide with street construction.	
PROJECT PRIORITY: A	EST TIME TO COMPLETE: 9 months
START DATE: 2004	OPERATING BUDGET EFFECT: NONE X N/A SEE DETAIL

SHEET A 2007-2008/2011-2012 CAPITAL IMPROVEMENTS PROGRAM

M.6

PROJECT TITLE: Replacement of Water Lines	PROJECT CATEGORY: Water
PROJECT NUMBER: 750004	COUNCIL DISTRICT # N/A
DIVISION: Utilities	DEPARTMENT: Water

PROJECT BUDGET

REVENUE BREAKDOWN

REVENUE SOURCES					UTILITY FUND	TOTAL
PRIOR BDGTS					602,311	602,311
PRIOR EXP					602,311	602,311
BUDGET C/0					0	0
2007-2008					175,800	175,800
2008-2009						
2009-2010						
2010-2011						
2011-2012						
BEYOND 2012					800,000	800,000
TOTAL COST					1,578,111	1,578,111

EXPENDITURE BREAKDOWN

EXPENDITURE BREAKDOWN	ENGINEERING	TESTING	LAND ACQUISITION	CONSTRUCTION	OTHER	TOTAL
PRIOR BDGTS	25,000			577,311		602,311
2007-2008				175,800		175,800
2008-2009						
2009-2010						
2010-2011						
2011-2012						
BEYOND 2012				800,000		800,000
TOTAL COST	25,000			1,553,111		1,578,111

PROJECT SPECIFICATIONS

PROJECT DESCRIPTION:
Replacement of worn and inadequate water lines.

PROJECT JUSTIFICATION:
Due to growth of the City and aging, water lines will be replaced as needed.

PROJECT PRIORITY: A

START DATE: Ongoing **EST TIME TO COMPLETE:** As needed

OPERATING BUDGET EFFECT:
 NONE X N/A SEE DETAIL

SHEET A 2007-2008/2011-2012 CAPITAL IMPROVEMENTS PROGRAM

M.7

PROJECT TITLE: South Circle Relocation	PROJECT CATEGORY: Water
PROJECT NUMBER: 750301	COUNCIL DISTRICT # N/A
DIVISION: Utilities	DEPARTMENT: Water

PROJECT BUDGET

REVENUE BREAKDOWN

REVENUE SOURCES					UTILITY FUND	TOTAL
PRIOR BDGTS						
PRIOR EXP						
BUDGET C/0						
2007-2008						
2008-2009						
2009-2010						
2010-2011						
2011-2012						
BEYOND 2012					350,000	350,000
TOTAL COST					350,000	350,000

EXPENDITURE BREAKDOWN

EXPENDITURE BREAKDOWN	ENGINEERING	TESTING	LAND ACQUISITION	CONSTRUCTION	OTHER	TOTAL
PRIOR BDGTS						
2007-2008						
2008-2009						
2009-2010						
2010-2011						
2011-2012						
BEYOND 2012				350,000		350,000
TOTAL COST				350,000		350,000

PROJECT SPECIFICATIONS

PROJECT DESCRIPTION:
Relocation of water mains in the vicinity of the existing South Traffic Circle.

PROJECT JUSTIFICATION:
The replacement of the South Traffic Circle is tentatively planned by the Louisiana Department of Transportation and Development. This will necessitate the replacement of the water lines in and near the existing circle.

PROJECT PRIORITY: A

START DATE: 2002 **EST TIME TO COMPLETE:** 1 Month

OPERATING BUDGET EFFECT:
 NONE X N/A SEE DETAIL

SHEET A 2007-2008/2011-2012 CAPITAL IMPROVEMENTS PROGRAM

M.8

PROJECT TITLE: Red River Water Plant	PROJECT CATEGORY: Water
PROJECT NUMBER: 750402	COUNCIL DISTRICT # N/A
DIVISION: Utilities	DEPARTMENT: Water

PROJECT BUDGET

REVENUE BREAKDOWN

REVENUE SOURCES					REVENUE BONDS-2004	TOTAL
PRIOR BDGTS					4,965,734	4,965,734
PRIOR EXP					1,266,546	1,266,546
BUDGET C/O					3,699,188	3,699,188
2007-2008					(3,699,188)	(3,699,188)
2008-2009						
2009-2010						
2010-2011						
2011-2012						
BEYOND 2012						
TOTAL COST					1,266,546	1,266,546

EXPENDITURE BREAKDOWN

EXPENDITURE BREAKDOWN	ENGINEERING	TESTING	LAND ACQUISITION	CONSTRUCTION	OTHER	TOTAL
PRIOR BDGTS	4,965,734					4,965,734
2007-2008	(3,699,188)					(3,699,188)
2008-2009						
2009-2010						
2010-2011						
2011-2012						
BEYOND 2012						
TOTAL COST	1,266,546					1,266,546

PROJECT SPECIFICATIONS

PROJECT DESCRIPTION: Construction of a water treatment plant on Red River.			
PROJECT JUSTIFICATION:			
PROJECT PRIORITY: A	EST TIME TO COMPLETE: 1 Month		
START DATE: 2002	OPERATING BUDGET EFFECT: NONE	X	N/A
			SEE DETAIL

SHEET A 2007-2008/2011-2012 CAPITAL IMPROVEMENTS PROGRAM

M.9

PROJECT TITLE: Generators	PROJECT CATEGORY: Water
PROJECT NUMBER: 750701	COUNCIL DISTRICT # 2
DIVISION: Utilities	DEPARTMENT: Water

PROJECT BUDGET

REVENUE BREAKDOWN

REVENUE SOURCES					UTILITY FUND	TOTAL
PRIOR BDGTS					600,000	600,000
PRIOR EXP					181,765	181,765
BUDGET C/0					418,235	418,235
2007-2008						
2008-2009						
2009-2010						
2010-2011						
2011-2012						
BEYOND 2012						
TOTAL COST					600,000	600,000

EXPENDITURE BREAKDOWN

EXPENDITURE BREAKDOWN	ENGINEERING	TESTING	LAND ACQUISITION	CONSTRUCTION	OTHER	TOTAL
PRIOR BDGTS					600,000	600,000
2007-2008						
2008-2009						
2009-2010						
2010-2011						
2011-2012						
BEYOND 2012						
TOTAL COST					600,000	600,000

PROJECT SPECIFICATIONS

PROJECT DESCRIPTION:

Place 2 generators in Kisatchie Well Field.

PROJECT JUSTIFICATION:

Generators will be used for emergency power to pump water to the City in the event of electrical failure.

PROJECT PRIORITY: A

START DATE: 2006

EST TIME TO COMPLETE: 1 Year

OPERATING BUDGET EFFECT:

NONE

X N/A

SEE DETAIL

PROJECT TITLE: 12" Water Line - Hwy 71 South	PROJECT CATEGORY: Water
PROJECT NUMBER: 750801	COUNCIL DISTRICT # 2
DIVISION: Utilities	DEPARTMENT: Water

PROJECT BUDGET

REVENUE BREAKDOWN

REVENUE SOURCES					UTILITY FUND	TOTAL
PRIOR BDGTS						
PRIOR EXP						
BUDGET C/O						
2007-2008					80,000	80,000
2008-2009						
2009-2010						
2010-2011						
2011-2012						
BEYOND 2012						
TOTAL COST					80,000	80,000

EXPENDITURE BREAKDOWN

EXPENDITURE BREAKDOWN	ENGINEERING	TESTING	LAND ACQUISITION	CONSTRUCTION	OTHER	TOTAL
PRIOR BDGTS						
2007-2008					80,000	80,000
2008-2009						
2009-2010						
2010-2011						
2011-2012						
BEYOND 2012						
TOTAL COST					80,000	80,000

PROJECT SPECIFICATIONS

PROJECT DESCRIPTION:
Upgrade existing 8" line to 12" line.

PROJECT JUSTIFICATION:
As recommended by Master Plan to complete 12" water main loop.

PROJECT PRIORITY: A
START DATE: 2006
EST TIME TO COMPLETE: 1 Year
OPERATING BUDGET EFFECT: NONE X N/A SEE DETAIL.

PROJECT TITLE: Flow Meters at Pump Stations	PROJECT CATEGORY: Water
PROJECT NUMBER: 750802	COUNCIL DISTRICT # 2
DIVISION: Utilities	DEPARTMENT: Water

PROJECT BUDGET

REVENUE BREAKDOWN

REVENUE SOURCES					UTILITY FUND	TOTAL
PRIOR BDGTS						
PRIOR EXP						
BUDGET C/O						
2007-2008					20,000	20,000
2008-2009					240,000	240,000
2009-2010						
2010-2011						
2011-2012						
BEYOND 2012						
TOTAL COST					260,000	260,000

EXPENDITURE BREAKDOWN

EXPENDITURE BREAKDOWN	ENGINEERING	TESTING	LAND ACQUISITION	CONSTRUCTION	OTHER	TOTAL
PRIOR BDGTS						
2007-2008	20,000					20,000
2008-2009					240,000	240,000
2009-2010						
2010-2011						
2011-2012						
BEYOND 2012						
TOTAL COST	20,000				240,000	260,000

PROJECT SPECIFICATIONS

PROJECT DESCRIPTION: Measure water production at well site.	
PROJECT JUSTIFICATION: Verify water volume produced by each well and to have better accounting of the percent of water loss to the system	
PROJECT PRIORITY: A	EST TIME TO COMPLETE: 1 Year
START DATE: 2006	
OPERATING BUDGET EFFECT: NONE	X N/A SEE DETAIL

PROJECT TITLE: Replace 36" Valve at Adams Station	PROJECT CATEGORY: Water
PROJECT NUMBER: 750803	COUNCIL DISTRICT # 2
DIVISION: Utilities	DEPARTMENT: Water

PROJECT BUDGET

REVENUE BREAKDOWN

REVENUE SOURCES					UTILITY FUND	TOTAL
PRIOR BDGTS						
PRIOR EXP						
BUDGET C/O						
2007-2008					15,000	15,000
2008-2009						
2009-2010						
2010-2011						
2011-2012						
BEYOND 2012						
TOTAL COST					15,000	15,000

EXPENDITURE BREAKDOWN

EXPENDITURE BREAKDOWN	ENGINEERING	TESTING	LAND ACQUISITION	CONSTRUCTION	OTHER	TOTAL
PRIOR BDGTS						
2007-2008					15,000	15,000
2008-2009						
2009-2010						
2010-2011						
2011-2012						
BEYOND 2012						
TOTAL COST					15,000	15,000

PROJECT SPECIFICATIONS

PROJECT DESCRIPTION:
Replace 36" valve with a 16" valve at Adams Station Standpipe.

PROJECT JUSTIFICATION:
Standpipe has been inoperative since 1968 due to engineering deficiencies. The 36" valve is too large and needs to be replaced with a 16" valve. This can be done with in-house labor.

PROJECT PRIORITY: A

START DATE: 2006 **EST TIME TO COMPLETE:** 1 Year

OPERATING BUDGET EFFECT:
 NONE X N/A SEE DETAIL

SHEET A 2007-2008/2011-2012 CAPITAL IMPROVEMENTS PROGRAM

M.13

PROJECT TITLE: Leak Detection	PROJECT CATEGORY: Water
PROJECT NUMBER: 750804	COUNCIL DISTRICT # 2
DIVISION: Utilities	DEPARTMENT: Water

PROJECT BUDGET

REVENUE BREAKDOWN

REVENUE SOURCES					UTILITY FUND	TOTAL
PRIOR BDGTS						
PRIOR EXP						
BUDGET C/O						
2007-2008					50,000	50,000
2008-2009					60,000	60,000
2009-2010						
2010-2011						
2011-2012						
BEYOND 2012						
TOTAL COST					110,000	110,000

EXPENDITURE BREAKDOWN

EXPENDITURE BREAKDOWN	ENGINEERING	TESTING	LAND ACQUISITION	CONSTRUCTION	OTHER	TOTAL
PRIOR BDGTS						
2007-2008					50,000	50,000
2008-2009					60,000	60,000
2009-2010						
2010-2011						
2011-2012						
BEYOND 2012						
TOTAL COST					110,000	110,000

PROJECT SPECIFICATIONS

PROJECT DESCRIPTION:
Leak detection on 12" water transmission line for ground storage to Hwy 165 South.

PROJECT JUSTIFICATION:
Water line is 40 years old and has had several leaks in the past. It is the main water supply for the City.

PROJECT PRIORITY: A

START DATE: 2008 **EST TIME TO COMPLETE:** 1 Year

OPERATING BUDGET EFFECT:
 NONE X N/A SEE DETAIL

SHEET A 2007-2008/2011-2012 CAPITAL IMPROVEMENTS PROGRAM

M.14

PROJECT TITLE: 24" By Pass to Ground Storage	PROJECT CATEGORY: Water
PROJECT NUMBER: 750805	COUNCIL DISTRICT # 2
DIVISION: Utilities	DEPARTMENT: Water

PROJECT BUDGET

REVENUE BREAKDOWN

REVENUE SOURCES					UTILITY FUND	TOTAL
PRIOR BDGTS						
PRIOR EXP						
BUDGET C/O						
2007-2008					300,000	300,000
2008-2009						
2009-2010						
2010-2011						
2011-2012						
BEYOND 2012					3,000,000	3,000,000
TOTAL COST					3,300,000	3,300,000

EXPENDITURE BREAKDOWN

EXPENDITURE BREAKDOWN	ENGINEERING	TESTING	LAND ACQUISITION	CONSTRUCTION	OTHER	TOTAL
PRIOR BDGTS						
2007-2008	300,000					300,000
2008-2009						
2009-2010						
2010-2011						
2011-2012						
BEYOND 2012				3,000,000		3,000,000
TOTAL COST	300,000			3,000,000		3,300,000

PROJECT SPECIFICATIONS

PROJECT DESCRIPTION:			
PROJECT JUSTIFICATION:			
PROJECT PRIORITY:	A	EST TIME TO COMPLETE:	2 Years
START DATE:	2006	OPERATING BUDGET EFFECT:	NONE
		X	N/A
			SEE DETAIL

SHEET A 2007-2008/2011-2012 CAPITAL IMPROVEMENTS PROGRAM

M.15

PROJECT TITLE: Pump Station - Monroe Street	PROJECT CATEGORY: Water
PROJECT NUMBER: 750806	COUNCIL DISTRICT # N/A
DIVISION: Utilities	DEPARTMENT: Water

PROJECT BUDGET

REVENUE BREAKDOWN

REVENUE SOURCES					UTILITY FUND	TOTAL
PRIOR BDGTS						
PRIOR EXP						
BUDGET C/0						
2007-2008					70,000	70,000
2008-2009					450,000	450,000
2009-2010						
2010-2011						
2011-2012						
BEYOND 2012						
TOTAL COST					520,000	520,000

EXPENDITURE BREAKDOWN

EXPENDITURE BREAKDOWN	ENGINEERING	TESTING	LAND ACQUISITION	CONSTRUCTION	OTHER	TOTAL
PRIOR BDGTS						
2007-2008	70,000					70,000
2008-2009				450,000		450,000
2009-2010						
2010-2011						
2011-2012						
BEYOND 2012						
TOTAL COST	70,000			450,000		520,000

PROJECT SPECIFICATIONS

PROJECT DESCRIPTION:
New pump station to be installed at Monroe Street Reservoir.

PROJECT JUSTIFICATION:
Existing station was designed in the 1940's and does not serve present needs vital for fire protection of hospital and downtown area.

PROJECT PRIORITY: A

START DATE: 2005 **EST TIME TO COMPLETE:** As needed

OPERATING BUDGET EFFECT:
 NONE X N/A SEE DETAIL

SHEET A 2007-2008/2011-2012 CAPITAL IMPROVEMENTS PROGRAM

M.16

PROJECT TITLE: Paint Ground Storage Tank at Kisatchie	PROJECT CATEGORY: Water
PROJECT NUMBER: 750807	COUNCIL DISTRICT # N/A
DIVISION: Utilities	DEPARTMENT: Water

PROJECT BUDGET

REVENUE BREAKDOWN

REVENUE SOURCES					UTILITY FUND	TOTAL
PRIOR BDGTS						
PRIOR EXP						
BUDGET C/O						
2007-2008					331,200	331,200
2008-2009						
2009-2010						
2010-2011						
2011-2012						
BEYOND 2012						
TOTAL COST					331,200	331,200

EXPENDITURE BREAKDOWN

EXPENDITURE BREAKDOWN	ENGINEERING	TESTING	LAND ACQUISITION	CONSTRUCTION	OTHER	TOTAL
PRIOR BDGTS						
2007-2008					331,200	331,200
2008-2009						
2009-2010						
2010-2011						
2011-2012						
BEYOND 2012						
TOTAL COST					331,200	331,200

PROJECT SPECIFICATIONS

PROJECT DESCRIPTION: Painting the exterior of Rosalino Water Tank.	
PROJECT JUSTIFICATION: Deteriorization of existing tank.	
PROJECT PRIORITY: A	EST TIME TO COMPLETE: As needed
START DATE: 2008	OPERATING BUDGET EFFECT: NONE X N/A SEE DETAIL

SHEET A 2007-2008/2011-2012 CAPITAL IMPROVEMENTS PROGRAM

M.17

PROJECT TITLE: Security Cameras - Water	PROJECT CATEGORY: Water
PROJECT NUMBER: N/A	COUNCIL DISTRICT # 2
DIVISION: Utilities	DEPARTMENT: Water

PROJECT BUDGET

REVENUE BREAKDOWN

REVENUE SOURCES					UTILITY FUND	TOTAL
PRIOR BDGTS						
PRIOR EXP						
BUDGET C/O						
2007-2008						
2008-2009					60,000	60,000
2009-2010					297,000	297,000
2010-2011						
2011-2012						
BEYOND 2012						
TOTAL COST					357,000	357,000

EXPENDITURE BREAKDOWN

EXPENDITURE BREAKDOWN	ENGINEERING	TESTING	LAND ACQUISITION	CONSTRUCTION	OTHER	TOTAL
PRIOR BDGTS						
2007-2008						
2008-2009	60,000					60,000
2009-2010					297,000	297,000
2010-2011						
2011-2012						
BEYOND 2012						
TOTAL COST	60,000				297,000	357,000

PROJECT SPECIFICATIONS

PROJECT DESCRIPTION:
Security cameras at Water Department facilities.

PROJECT JUSTIFICATION:
Facilities have expensive equipment and/or hazardous materials stored. Some of these sites are in remote areas.

PROJECT PRIORITY: A

START DATE: 2006 **EST TIME TO COMPLETE:** 2 Years

OPERATING BUDGET EFFECT:
 NONE X N/A SEE DETAIL

SHEET A 2007-2008/2011-2012 CAPITAL IMPROVEMENTS PROGRAM

M.18

PROJECT TITLE: Paint Elevated Tank - Rosalino Street	PROJECT CATEGORY: Water
PROJECT NUMBER: N/A	COUNCIL DISTRICT # N/A
DIVISION: Utilities	DEPARTMENT: Water

PROJECT BUDGET

REVENUE BREAKDOWN

REVENUE SOURCES					UTILITY FUND	TOTAL
PRIOR BDGTS						
PRIOR EXP						
BUDGET C/0						
2007-2008						
2008-2009					222,000	222,000
2009-2010						
2010-2011						
2011-2012						
BEYOND 2012						
TOTAL COST					222,000	222,000

EXPENDITURE BREAKDOWN

EXPENDITURE BREAKDOWN	ENGINEERING	TESTING	LAND ACQUISITION	CONSTRUCTION	OTHER	TOTAL
PRIOR BDGTS						
2007-2008						
2008-2009	37,000				185,000	222,000
2009-2010						
2010-2011						
2011-2012						
BEYOND 2012						
TOTAL COST	37,000				185,000	222,000

PROJECT SPECIFICATIONS

PROJECT DESCRIPTION: Painting the exterior of Rosalino Water Tank.	
PROJECT JUSTIFICATION: Deteriorization of existing tank.	
PROJECT PRIORITY: START DATE: 2008	EST TIME TO COMPLETE: As needed
OPERATING BUDGET EFFECT: NONE	SEE DETAIL

SHEET A 2007-2008/2011-2012 CAPITAL IMPROVEMENTS PROGRAM

M.19

PROJECT TITLE: Replace Pump Station - City Park	PROJECT CATEGORY: Water
PROJECT NUMBER: N/A	COUNCIL DISTRICT # N/A
DIVISION: Utilities	DEPARTMENT: Water

PROJECT BUDGET

REVENUE BREAKDOWN

REVENUE SOURCES					UTILITY FUND	TOTAL
PRIOR BDGTS						
PRIOR EXP						
BUDGET C/O						
2007-2008						
2008-2009						
2009-2010					450,000	450,000
2010-2011						
2011-2012						
BEYOND 2012						
TOTAL COST					450,000	450,000

EXPENDITURE BREAKDOWN

EXPENDITURE BREAKDOWN	ENGINEERING	TESTING	LAND ACQUISITION	CONSTRUCTION	OTHER	TOTAL
PRIOR BDGTS						
2007-2008						
2008-2009						
2009-2010	45,000			400,000	5,000	450,000
2010-2011						
2011-2012						
BEYOND 2012						
TOTAL COST	45,000			400,000	5,000	450,000

PROJECT SPECIFICATIONS

PROJECT DESCRIPTION:
Construction of new pump station at City Park site and removal of existing station upon completion.

PROJECT JUSTIFICATION:
Existing station was designed in the 1930's and does not meet existing pump requirements, equipment is outdated.

PROJECT PRIORITY: A

START DATE: 2005 **EST TIME TO COMPLETE:** As needed

OPERATING BUDGET EFFECT:
 NONE X N/A SEE DETAIL

SHEET A 2007-2008/2011-2012 CAPITAL IMPROVEMENTS PROGRAM

M.20

PROJECT TITLE: Slipline 16" Water Main McNutt	PROJECT CATEGORY: Water
PROJECT NUMBER: N/A	COUNCIL DISTRICT # N/A
DIVISION: Utilities	DEPARTMENT: Water

PROJECT BUDGET

REVENUE BREAKDOWN

REVENUE SOURCES					UTILITY FUND	TOTAL
PRIOR BDGTS						
PRIOR EXP						
BUDGET C/0						
2007-2008						
2008-2009						
2009-2010						
2010-2011					446,000	446,000
2011-2012						
BEYOND 2012						
TOTAL COST					446,000	446,000

EXPENDITURE BREAKDOWN

EXPENDITURE BREAKDOWN	ENGINEERING	TESTING	LAND ACQUISITION	CONSTRUCTION	OTHER	TOTAL
PRIOR BDGTS						
2007-2008						
2008-2009						
2009-2010						
2010-2011	50,000			396,000		446,000
2011-2012						
BEYOND 2012						
TOTAL COST	50,000			396,000		446,000

PROJECT SPECIFICATIONS

PROJECT DESCRIPTION:
Relocate and Slipline Water Supply Line from McNutt Wellfield.

PROJECT JUSTIFICATION:
Existing line is old and consists of lead jointed pipe that, due to age and condition, effects the reliability of delivering the water supply to the Highway 1 Pump Station.

PROJECT PRIORITY: A

START DATE: 2004 **EST TIME TO COMPLETE:** 1 Year

OPERATING BUDGET EFFECT:
 NONE X N/A SEE DETAIL

PROJECT TITLE: Water Wells @ Hamilton Street	PROJECT CATEGORY: Water
PROJECT NUMBER: N/A	COUNCIL DISTRICT # 2
DIVISION: Utilities	DEPARTMENT: Water

PROJECT BUDGET

REVENUE BREAKDOWN

REVENUE SOURCES					UTILITY FUND	TOTAL
PRIOR BDGTS						
PRIOR EXP						
BUDGET C/0						
2007-2008						
2008-2009						
2009-2010						
2010-2011						
2011-2012						
BEYOND 2012					700,000	700,000
TOTAL COST					700,000	700,000

EXPENDITURE BREAKDOWN

EXPENDITURE BREAKDOWN	ENGINEERING	TESTING	LAND ACQUISITION	CONSTRUCTION	OTHER	TOTAL
PRIOR BDGTS						
2007-2008						
2008-2009						
2009-2010						
2010-2011						
2011-2012						
BEYOND 2012	100,000			600,000		700,000
TOTAL COST	100,000			600,000		700,000

PROJECT SPECIFICATIONS

PROJECT DESCRIPTION:
Drill 2 wells at Hamilton Street Reservoir.

PROJECT JUSTIFICATION:
Increase water production inside the City.

PROJECT PRIORITY: A

START DATE: 2006 **EST TIME TO COMPLETE:** 1 Year

OPERATING BUDGET EFFECT:
 NONE X N/A SEE DETAIL

SHEET A 2007-2008/2011-2012 CAPITAL IMPROVEMENTS PROGRAM

M.22

PROJECT TITLE: Water Wells @ Adams Station	PROJECT CATEGORY: Water
PROJECT NUMBER: N/A	COUNCIL DISTRICT # 2
DIVISION: Utilities	DEPARTMENT: Water

PROJECT BUDGET

REVENUE BREAKDOWN

REVENUE SOURCES					UTILITY FUND	TOTAL
PRIOR BDGTS						
PRIOR EXP						
BUDGET C/0						
2007-2008						
2008-2009						
2009-2010						
2010-2011						
2011-2012						
BEYOND 2012					700,000	700,000
TOTAL COST					700,000	700,000

EXPENDITURE BREAKDOWN

EXPENDITURE BREAKDOWN	ENGINEERING	TESTING	LAND ACQUISITION	CONSTRUCTION	OTHER	TOTAL
PRIOR BDGTS						
2007-2008						
2008-2009						
2009-2010						
2010-2011						
2011-2012						
BEYOND 2012	100,000			600,000		700,000
TOTAL COST	100,000			600,000		700,000

PROJECT SPECIFICATIONS

PROJECT DESCRIPTION: Drill 2 wells at Adams Station.			
PROJECT JUSTIFICATION: Increase water production inside the City.			
PROJECT PRIORITY:	A	EST TIME TO COMPLETE:	1 Year
START DATE:	2006	OPERATING BUDGET EFFECT:	NONE X N/A SEE DETAIL

PROJECT TITLE: Replace Well #926	PROJECT CATEGORY: Water
PROJECT NUMBER: N/A	COUNCIL DISTRICT # 2
DIVISION: Utilities	DEPARTMENT: Water

PROJECT BUDGET

REVENUE BREAKDOWN

REVENUE SOURCES					UTILITY FUND	TOTAL
PRIOR BDGTS						
PRIOR EXP						
BUDGET C/O						
2007-2008						
2008-2009						
2009-2010						
2010-2011						
2011-2012						
BEYOND 2012					300,000	300,000
TOTAL COST					300,000	300,000

EXPENDITURE BREAKDOWN

EXPENDITURE BREAKDOWN	ENGINEERING	TESTING	LAND ACQUISITION	CONSTRUCTION	OTHER	TOTAL
PRIOR BDGTS						
2007-2008						
2008-2009						
2009-2010						
2010-2011						
2011-2012						
BEYOND 2012	50,000			250,000		300,000
TOTAL COST	50,000			250,000		300,000

PROJECT SPECIFICATIONS

PROJECT DESCRIPTION: Replace Well #926 in Kisatchie Well Field.	
PROJECT JUSTIFICATION: Continue well field construction in Kisatchie National Forest.	
PROJECT PRIORITY: A	EST TIME TO COMPLETE: 1 Year
START DATE: 2006	
OPERATING BUDGET EFFECT: <input type="checkbox"/> NONE <input checked="" type="checkbox"/> N/A <input type="checkbox"/> SEE DETAIL	

SHEET A 2007-2008/2011-2012 CAPITAL IMPROVEMENTS PROGRAM

M.24

PROJECT TITLE: Water Well at Betty Street	PROJECT CATEGORY: Water
PROJECT NUMBER: N/A	COUNCIL DISTRICT # 2
DIVISION: Utilities	DEPARTMENT: Water

PROJECT BUDGET

REVENUE BREAKDOWN

REVENUE SOURCES					UTILITY FUND	TOTAL
PRIOR BDGTS						
PRIOR EXP						
BUDGET C/0						
2007-2008						
2008-2009						
2009-2010						
2010-2011						
2011-2012						
BEYOND 2012					350,000	350,000
TOTAL COST					350,000	350,000

EXPENDITURE BREAKDOWN

EXPENDITURE BREAKDOWN	ENGINEERING	TESTING	LAND ACQUISITION	CONSTRUCTION	OTHER	TOTAL
PRIOR BDGTS						
2007-2008						
2008-2009						
2009-2010						
2010-2011						
2011-2012						
BEYOND 2012	50,000			300,000		350,000
TOTAL COST	50,000			300,000		350,000

PROJECT SPECIFICATIONS

PROJECT DESCRIPTION:
Drill water well at Betty Street.

PROJECT JUSTIFICATION:
Increase water production inside the City.

PROJECT PRIORITY: A

START DATE: 2006 **EST TIME TO COMPLETE:** 1 Year

OPERATING BUDGET EFFECT:
 NONE X N/A SEE DETAIL

SHEET A 2007-2008/2011-2012 CAPITAL IMPROVEMENTS PROGRAM

M.25

PROJECT TITLE: Replace Well #911	PROJECT CATEGORY: Water
PROJECT NUMBER: N/A	COUNCIL DISTRICT # 2
DIVISION: Utilities	DEPARTMENT: Water

PROJECT BUDGET

REVENUE BREAKDOWN

REVENUE SOURCES					UTILITY FUND	TOTAL
PRIOR BDGTS						
PRIOR EXP						
BUDGET C/0						
2007-2008						
2008-2009						
2009-2010						
2010-2011						
2011-2012						
BEYOND 2012					350,000	350,000
TOTAL COST					350,000	350,000

EXPENDITURE BREAKDOWN

EXPENDITURE BREAKDOWN	ENGINEERING	TESTING	LAND ACQUISITION	CONSTRUCTION	OTHER	TOTAL
PRIOR BDGTS						
2007-2008						
2008-2009						
2009-2010						
2010-2011						
2011-2012						
BEYOND 2012	50,000			300,000		350,000
TOTAL COST	50,000			300,000		350,000

PROJECT SPECIFICATIONS

PROJECT DESCRIPTION:
Replace Well #911 in Kisatchie Well Field.

PROJECT JUSTIFICATION:
Continue well field construction in Kisatchie National Forest.

PROJECT PRIORITY: A

START DATE: 2006 **EST TIME TO COMPLETE:** 1 Year

OPERATING BUDGET EFFECT: NONE X N/A SEE DETAIL

SHEET A 2007-2008/2011-2012 CAPITAL IMPROVEMENTS PROGRAM

M.26

PROJECT TITLE: By Pass Water Line from 165 to Ground Storage	PROJECT CATEGORY: Water
PROJECT NUMBER: N/A	COUNCIL DISTRICT # 2
DIVISION: Utilities	DEPARTMENT: Water

PROJECT BUDGET

REVENUE BREAKDOWN

REVENUE SOURCES					UTILITY FUND	TOTAL
PRIOR BDGTS						
PRIOR EXP						
BUDGET C/0						
2007-2008						
2008-2009						
2009-2010						
2010-2011						
2011-2012						
BEYOND 2012					2,836,710	2,836,710
TOTAL COST					2,836,710	2,836,710

EXPENDITURE BREAKDOWN

EXPENDITURE BREAKDOWN	ENGINEERING	TESTING	LAND ACQUISITION	CONSTRUCTION	OTHER	TOTAL
PRIOR BDGTS						
2007-2008						
2008-2009						
2009-2010						
2010-2011						
2011-2012						
BEYOND 2012	307,610	10,000		2,474,100	45,000	2,836,710
TOTAL COST	307,610	10,000		2,474,100	45,000	2,836,710

PROJECT SPECIFICATIONS

PROJECT DESCRIPTION:

Construct 24" by-pass water feeder main from 42" feeder main to existing ground storage.

PROJECT JUSTIFICATION:

To provide by-pass water from to Kisatchie to the City during emergency situations.

PROJECT PRIORITY: A

START DATE: 2006

EST TIME TO COMPLETE: 2 Years

OPERATING BUDGET EFFECT:

NONE

N/A

SEE DETAIL

TABLE OF CONTENTS

	<u><i>GAS</i></u>	<u><i>PAGE</i></u>
780001	Sugarhouse Rd - Phase 1	4
780501	Gas Improvements - Union Tank Car	5
780502	Gas Improvements - St. Andrews Links	6
*	Gas Replacement - Martin Park	7
*	Gas Replacement - Stimson/Rapides	8
*	Gas Replacement - Stimson/Parkway	9
*	Gas Replacement - Enterprise	10
*	Relocate South Circle	11
*	Ext. of Versailles Blvd, Phase 1	12

**COMBINED CAPITAL PROJECTS
SOURCES OF FUNDING SUMMARY**

GAS

PROJECT IDENTIFICATION	SALES TAXES	SALES TX BONDS 04	AD VAL TAX - 88	AD VAL TAX- 03	FEDERAL FUNDS	STATE FUNDS	UTILITY FUND	UTIL REV BONDS 04	OTHER	TOTALS
Total Gas	0	0	0	0	0	0	0	0	0	0

**ENTERPRISE CAPITAL PROJECTS
FIVE YEAR CAPITAL PLAN**

GAS

PROJ #	PROJECT IDENTIFICATION	BUDGET C/O	FISCAL YEAR					TOTAL 5 YEAR	BEYOND 2012	TOTAL COST
			07-08	08-09	09-10	10-11	11-12			
780001	Sugarhouse Road - Phase 1	0						0	298,200	298,200
780501	Gas Improvements-Union Tank	420						0		420
780502	Cost Share-St. Andrew's Links	30,000						0		30,000
*	Gas/Water Replacement-Martin F@	0		350,000	500,000	250,250	500,000	1,600,250	1,806,000	3,406,250
*	Gas Replcmnt-Stimson/Rapides	0						0	2,001,027	2,001,027
*	Gas Replcmnt-Stimson/Prkway	0						0	2,140,157	2,140,157
*	Gas Replcmnt-Enterprise	0						0	628,577	628,577
*	Relocate South Circle	0						0	416,000	416,000
*	Ext Versailles Blvd - Ph 1	0						0	162,000	162,000
Total Gas		30,420	0	350,000	500,000	250,250	500,000	1,600,250	7,451,961	9,082,631

- * Project Number to be Assigned
- @ New or Revised Projects
- Projects to be closed

SHEET A 2007-2008/2011-2012 CAPITAL IMPROVEMENTS PROGRAM

PROJECT TITLE: Sugar House Road, Phase 1	PROJECT CATEGORY: Gas
PROJECT NUMBER: 780001	COUNCIL DISTRICT #
DIVISION: Utilities	DEPARTMENT: Gas

PROJECT BUDGET

REVENUE BREAKDOWN

REVENUE SOURCES					UTILITY FUND	TOTAL
PRIOR BDGTS						
PRIOR EXP						
BUDGET C/0						
2007-2008						
2008-2009						
2009-2010						
2010-2011						
2011-2012						
BEYOND 2012					298,200	298,200
TOTAL COST					298,200	298,200

EXPENDITURE BREAKDOWN

EXPENDITURE BREAKDOWN	ENGINEERING	TESTING	LAND ACQUISITION	CONSTRUCTION	OTHER	TOTAL
PRIOR BDGTS					0	
2007-2008						
2008-2009						
2009-2010						
2010-2011						
2011-2012						
BEYOND 2012					298,200	298,200
TOTAL COST					298,200	298,200

PROJECT SPECIFICATIONS

PROJECT DESCRIPTION: Adjust (relocate) existing 2" and 4" gas mains along Sugarhouse Road from West Street to Hynson Bayou and along Lincoln Road from Sugarhouse Rd to Hudson Blvd due to widening of roadways and subsurface drainage improvements. Replace existing 4" with equivalent dual new 3" P.E. mains, including new service assemblies and service lines to residences in the area.			
PROJECT JUSTIFICATION: Adjust and relocate existing gas mains so that there is no gas utility conflict with reconstruction and widening of Sugarhouse Rd and subsurface drainage improvements on Lincoln Rd. Replace services and service lines to upgrade area to gas distribution standards required.			
PROJECT PRIORITY:	A	EST TIME TO COMPLETE:	10 Months
START DATE:	N/A	OPERATING BUDGET EFFECT:	SEE DETAIL
	X NONE		N/A

SHEET A 2007-2008/2011-2012 CAPITAL IMPROVEMENTS PROGRAM

N.6

PROJECT TITLE: Cost Share - St. Andrew's Links Subdivison	PROJECT CATEGORY: Gas
PROJECT NUMBER: 780502	COUNCIL DISTRICT # 2
DIVISION: Utilities	DEPARTMENT: Gas

PROJECT BUDGET

REVENUE BREAKDOWN

REVENUE SOURCES					UTILITY FUND	TOTAL
PRIOR BDGTS					30,000	30,000
PRIOR EXP						
BUDGET C/0					30,000	30,000
2007-2008						
2008-2009						
2009-2010						
2010-2011						
2011-2012						
BEYOND 2012						
TOTAL COST					30,000	30,000

EXPENDITURE BREAKDOWN

EXPENDITURE BREAKDOWN	ENGINEERING	TESTING	LAND ACQUISITION	CONSTRUCTION	OTHER	TOTAL
PRIOR BDGTS					30,000	30,000
2007-2008						
2008-2009						
2009-2010						
2010-2011						
2011-2012						
BEYOND 2012						
TOTAL COST					30,000	30,000

PROJECT SPECIFICATIONS

PROJECT DESCRIPTION:			
PROJECT JUSTIFICATION:			
PROJECT PRIORITY:	A	EST TIME TO COMPLETE:	12-18 months
START DATE:	2006	OPERATING BUDGET EFFECT:	
	<input type="checkbox"/> NONE	<input checked="" type="checkbox"/> N/A	<input type="checkbox"/> SEE DETAIL

SHEET A 2007-2008/2011-2012 CAPITAL IMPROVEMENTS PROGRAM

N.7

PROJECT TITLE: Gas/Water Replacement-Martin Park Subdivision	PROJECT CATEGORY: Gas
PROJECT NUMBER: N/A	COUNCIL DISTRICT #
DIVISION: Utilities	DEPARTMENT: Gas

PROJECT BUDGET

REVENUE BREAKDOWN

REVENUE SOURCES					UTILITY FUND	TOTAL
PRIOR BDGTS						
PRIOR EXP						
BUDGET C/0						
2007-2008						
2008-2009					350,000	350,000
2009-2010					500,000	500,000
2010-2011					250,250	250,250
2011-2012					500,000	500,000
BEYOND 2012					1,806,000	1,806,000
TOTAL COST					3,406,250	3,406,250

EXPENDITURE BREAKDOWN

EXPENDITURE BREAKDOWN	ENGINEERING	TESTING	LAND ACQUISITION	CONSTRUCTION	OTHER	TOTAL
PRIOR BDGTS						
2007-2008						
2008-2009	225,000	18,000	7,250	99,750		350,000
2009-2010				500,000		500,000
2010-2011				250,250		250,250
2011-2012				500,000		500,000
BEYOND 2012				1,800,000	6,000	1,806,000
TOTAL COST	225,000	18,000	7,250	3,150,000	6,000	3,406,250

PROJECT DESCRIPTION:

Replacement and reconstruction of Martin Park Subdivision, Zone 21 gas distribution system for the area from Horseshoe Drive to Spencer Street and from Manor Drive to Mansour Avenue. This project will include a gas regulator station, 2" through 4" mains and new service lines and assemblies.

PROJECT JUSTIFICATION:

The existing gas lines in this area are antiquated and leak prone causing a very hazardous situation. This work will upgrade the area's gas system and reduce the probability of hazardous gas problems.

PROJECT PRIORITY:

A

START DATE:

2005

EST TIME TO COMPLETE:

22 months

OPERATING BUDGET EFFECT:

NONE

N/A

SEE DETAIL

SHEET A 2007-2008/2011-2012 CAPITAL IMPROVEMENTS PROGRAM

PROJECT TITLE: Gas Replacement-Stimson/Rapides Ave	PROJECT CATEGORY: Gas
PROJECT NUMBER: N/A	COUNCIL DISTRICT #
DIVISION: Utilities	DEPARTMENT: Gas

PROJECT BUDGET

REVENUE BREAKDOWN

REVENUE SOURCES					UTILITY FUND	TOTAL
PRIOR BDGTS						
PRIOR EXP						
BUDGET C/0						
2007-2008						
2008-2009						
2009-2010						
2010-2011						
2011-2012						
BEYOND 2012				1,787,356	213,671	2,001,027
TOTAL COST				1,787,356	213,671	2,001,027

EXPENDITURE BREAKDOWN

EXPENDITURE BREAKDOWN	ENGINEERING	TESTING	LAND ACQUISITION	CONSTRUCTION	OTHER	TOTAL
PRIOR BDGTS						
2007-2008						
2008-2009						
2009-2010						
2010-2011						
2011-2012						
BEYOND 2012	213,671	17,610	7,100	1,757,000	5,646	2,001,027
TOTAL COST	213,671	17,610	7,100	1,757,000	5,646	2,001,027

PROJECT DESCRIPTION:

Replacement and reconstruction of Zone 19 gas distribution system for the area from Stimson Avenue to Hynson Bayou to Rapides Avenue to MacArthur Drive Service Road back to Stimson Avenue, including new 2" and 3" P. E. gas mains, new service assemblies and lines.

PROJECT JUSTIFICATION:

Zone 19 represents a continuation of the Master Plan Gas System Replacement Program, as Work Priority #23. The existing gas lines are antiquated and leak prone. This work will upgrade the area's gas utility system to satisfy U.S. DOT's office of Pipeline Safety standards required.

PROJECT PRIORITY: A

START DATE: 2006

EST TIME TO COMPLETE:

21 months

OPERATING BUDGET EFFECT:

X NONE

N/A

SEE DETAIL

SHEET A 2007-2008/2011-2012 CAPITAL IMPROVEMENTS PROGRAM

PROJECT TITLE: Gas Replacement-Stimson/Parkway	PROJECT CATEGORY: Gas
PROJECT NUMBER: N/A	COUNCIL DISTRICT #
DIVISION: Utilities	DEPARTMENT: Gas

PROJECT BUDGET

REVENUE BREAKDOWN

REVENUE SOURCES					UTILITY FUND	TOTAL
PRIOR BDGTS						
PRIOR EXP						
BUDGET C/0						
2007-2008						
2008-2009						
2009-2010						
2010-2011						
2011-2012						
BEYOND 2012					2,140,157	2,140,157
TOTAL COST					2,140,157	2,140,157

EXPENDITURE BREAKDOWN

EXPENDITURE BREAKDOWN	ENGINEERING	TESTING	LAND ACQUISITION	CONSTRUCTION	OTHER	TOTAL
PRIOR BDGTS						
2007-2008						
2008-2009						
2009-2010						
2010-2011						
2011-2012						
BEYOND 2012	249,475	18,896	7,380	1,858,000	6,406	2,140,157
TOTAL COST	249,475	18,896	7,380	1,858,000	6,406	2,140,157

PROJECT SPECIFICATIONS

PROJECT DESCRIPTION: Replacement and reconstruction of Zone 20 gas distribution system for the area from Stimson Avenue to Hynson Bayou to Parkway Drive to Texas Avenue to Jackson Street to Macarthur Drive Service Road back to Stimson Avenue, including new 2" and 3" P. E. gas mains, new service assemblies, and service lines.			
PROJECT JUSTIFICATION: Zone 20 represents a continuation of the Master Plan Gas System Replacement Program, as Work Priority #24. The existing gas lines are antiquated and leak prone. This work will upgrade the area's gas utility system to satisfy U.S. DOT's office of Pipeline Safety standards required.			
PROJECT PRIORITY:	A	EST TIME TO COMPLETE:	23 Months
START DATE:	2007	OPERATING BUDGET EFFECT:	
	X NONE		N/A
			SEE DETAIL

SHEET A 2007-2008/2011-2012 CAPITAL IMPROVEMENTS PROGRAM

PROJECT TITLE: Gas Replacement-Enterprise Subdivision	PROJECT CATEGORY: Gas
PROJECT NUMBER: N/A	COUNCIL DISTRICT #
DIVISION: Utilities	DEPARTMENT: Gas

PROJECT BUDGET

REVENUE BREAKDOWN

REVENUE SOURCES					UTILITY FUND	TOTAL
PRIOR BDGTS						
PRIOR EXP						
BUDGET C/O						
2007-2008						
2008-2009						
2009-2010						
2010-2011						
2011-2012						
BEYOND 2012					628,577	628,577
TOTAL COST					628,577	628,577

EXPENDITURE BREAKDOWN

EXPENDITURE BREAKDOWN	ENGINEERING	TESTING	LAND ACQUISITION	CONSTRUCTION	OTHER	TOTAL
PRIOR BDGTS						
2007-2008						
2008-2009						
2009-2010						
2010-2011						
2011-2012						
BEYOND 2012	68,112	5,480	2,200	551,000	1,785	628,577
TOTAL COST	68,112	5,480	2,200	551,000	1,785	628,577

PROJECT SPECIFICATIONS

PROJECT DESCRIPTION:
Replacement and reconstruction of Zone 15 gas distribution system for the Enterprise Subdivision and area, including new 2" and 3" P.E. gas mains, new service assemblies and service lines.

PROJECT JUSTIFICATION:
Zone 15 represents a continuation of the Master Plan Gas System Replacement Program, as Work Priority #20. The existing gas lines are antiquated and leak prone. This work will upgrade the area's gas utility system to satisfy U.S. DOT's office of Pipeline Safety standards required.

PROJECT PRIORITY: A

START DATE: N/A **EST TIME TO COMPLETE:** 11 months

OPERATING BUDGET EFFECT:
 NONE N/A SEE DETAIL

SHEET A 2007-2008/2011-2012 CAPITAL IMPROVEMENTS PROGRAM

PROJECT TITLE: Relocate South Circle	PROJECT CATEGORY: Gas
PROJECT NUMBER: N/A	COUNCIL DISTRICT # N/A
DIVISION: Utilities	DEPARTMENT: Gas

PROJECT BUDGET

REVENUE BREAKDOWN

REVENUE SOURCES					UTILITY FUND	TOTAL
PRIOR BDGTS						
PRIOR EXP						
BUDGET C/0						
2007-2008						
2008-2009						
2009-2010						
2010-2011						
2011-2012						
BEYOND 2012					416,000	416,000
TOTAL COST					416,000	416,000

EXPENDITURE BREAKDOWN

EXPENDITURE BREAKDOWN	ENGINEERING	TESTING	LAND ACQUISITION	CONSTRUCTION	OTHER	TOTAL
PRIOR BDGTS						
2007-2008						
2008-2009						
2009-2010						
2010-2011						
2011-2012						
BEYOND 2012	71,410	3,400	1,500	339,000	690	416,000
TOTAL COST	71,410	3,400	1,500	339,000	690	416,000

PROJECT SPECIFICATIONS

PROJECT DESCRIPTION:

Relocation of 6" P.E. feeder gas mains in vicinity of South Traffic Circle from Masonic Drive to Boyce Street, then along MacArthur Drive service roads to Prescott Road, to Horseshoe Drainage Canal, to Alexandria Mall Drive, and back to Boyce Street.

PROJECT JUSTIFICATION:

Reconstruction and upgrade of the feeder gas mains around the South Traffic Circle to 6" size will provide improved gas service to on-going and future commercial and residential growth.

PROJECT PRIORITY: A	EST TIME TO COMPLETE: One Year
START DATE: N/A	
OPERATING BUDGET EFFECT: X NONE	N/A SEE DETAIL

SHEET A 2007-2008/2011-2012 CAPITAL IMPROVEMENTS PROGRAM

PROJECT TITLE: Ext of Versailles Blvd, Phase 1	PROJECT CATEGORY: Gas
PROJECT NUMBER: N/A	COUNCIL DISTRICT #
DIVISION: Utilities	DEPARTMENT: Gas

PROJECT BUDGET

REVENUE BREAKDOWN

REVENUE SOURCES					UTILITY FUND	TOTAL
PRIOR BDGTS						
PRIOR EXP						
BUDGET C/O						
2007-2008						
2008-2009						
2009-2010						
2010-2011						
2011-2012						
BEYOND 2012					162,000	162,000
TOTAL COST					162,000	162,000

EXPENDITURE BREAKDOWN

EXPENDITURE BREAKDOWN	ENGINEERING	TESTING	LAND ACQUISITION	CONSTRUCTION	OTHER	TOTAL
PRIOR BDGTS						
2007-2008						
2008-2009						
2009-2010						
2010-2011						
2011-2012						
BEYOND 2012	26,700	1,400	500	133,000	400	162,000
TOTAL COST	26,700	1,400	500	133,000	400	162,000

PROJECT SPECIFICATIONS

PROJECT DESCRIPTION: Extension of parallel new 3" P.E. gas mains along extension of Versailles Blvd, Phase 1 from Bluebird Lane to the Diversion Canal, including tie-in with Windermere Blvd to complete a gas main distribution system loop for the area.			
PROJECT JUSTIFICATION: The gas main extension will provide improved gas service for potential residential growth.			
PROJECT PRIORITY:	A	EST TIME TO COMPLETE:	6 Months
START DATE:	N/A		
OPERATING BUDGET EFFECT:	<input checked="" type="checkbox"/> NONE	<input type="checkbox"/> N/A	<input type="checkbox"/> SEE DETAIL

O. WASTEWATER

TABLE OF CONTENTS

	<u>WASTEWATER</u>	<u>PAGE</u>
818901	Sewer Line Rehab	4
819604	West Alex Wastewater Treat Facility	5
810101	Lift Station Upgrades	6
810402	Hwy 28 West Pumping Station & Gravity Sewer	7
810501	Wastewater - Union Tank Car	8
810602	Developer-Westpointe XII Subdivision	9
810701	Reconstruct Baffle Walls	10
810702	Ramada Inn Force Main	11
810703	Odor Emissions Reduction	12
810801	Main Dist Panel Replacement at Treatment Plant	13
810802	SCADA System Upgrade	14
810803	St. Mary's Bar Screen	15
810804	Hwy 1 North Sewer Ext	16
810805	Stand By Power-Headwork/Admin	17
810806	Wastewater Improvements-Versailles Ext	18
*	Shirley Park Lift Station	19
*	Robin Road Sewer Improvements	20
*	Perimeter Fence Replacement @ Plant	21
*	England Air Park Lift Station	22
*	Azalea Lane Sewer Extension	23
*	Atwood Station Odor Control	24
*	Lift Station Stand by Power	25
*	Control Panel Upgrades	26
*	Samtown Lift Station	27
*	Alternative Disinfectant @ Plant	28
*	Refurbish Clarifiers @ Plant	29
*	Replace 5th Street Sewer Main	30
*	Collection/Treatment Painting	31
*	18" Gravity Line - Masonic	32

**COMBINED CAPITAL PROJECTS
SOURCES OF FUNDING SUMMARY**

WASTEWATER

PROJECT IDENTIFICATION	SALES TAXES	SALES TX BONDS 04	AD VAL TAX - 88	AD VAL TAX- 03	FEDERAL FUNDS	STATE FUNDS	UTILITY FUND	UTIL REV BONDS 04	OTHER	TOTALS
Sewer Line Rehab							300,072			300,072
Odor Emissions Reduction							200,000			200,000
Main Dist Panel Replacement							92,500			92,500
SCADA System Upgrade							150,000			150,000
St. Mary's Bar Screen							170,500			170,500
Hwy 1 North Sewer Ext							200,000			200,000
Stand By Power-Headwork/Admin							222,928			222,928
Wastewater Improvements - Versailles Ext								3,699,188		3,699,188
Total Wastewater	0	0	0	0	0	0	1,336,000	3,699,188	0	5,035,188

**ENTERPRISE CAPITAL PROJECTS
FIVE YEAR CAPITAL PLAN**

WASTEWATER

PROJ #	PROJECT IDENTIFICATION	BUDGET C/O	FISCAL YEAR					TOTAL 5 YEAR	BEYOND 2012	TOTAL COST
			07-08	08-09	09-10	10-11	11-12			
818901	Sewer Line Rehab & Replacemer	447,415	300,072	300,000	750,000	750,000	2,100,072		2,547,487	
819604	West Alex Wastewater Treatmnt	0					0	32,765,234	32,765,234	
810101	Lift Station Upgrades	0			160,000		160,000		160,000	
810402	Hwy 28 W Pumping Station	6,567,661					0		6,567,661	
810501	Wastewater-Union Tank Car	63,804					0		63,804	
810602	Sewer Trunk Main Hwy 1	40,000					0		40,000	
810701	Reconstruct Baffle Walls	155,000					0		155,000	
810702	Ramada Inn Force Main	89,500					0		89,500	
810703	Odor Emissions Reduction	587,229	200,000				200,000		787,229	
810801	Main Dist Panel Replacement	0	92,500				92,500		92,500	
810802	SCADA System Upgrade @	0	150,000	150,000			300,000		300,000	
810803	St. Mary's Bar Screen @	0	170,500				170,500		170,500	
810804	Hwy 1 North Sewer Ext @	0	200,000				200,000		200,000	
810805	Stand By Power-Headwork/Admi	0	222,928				222,928		222,928	
810806	Wastewater Imp - Versailles Ext	0	3,699,188		533,000		4,232,188		4,232,188	
*	Shirley Park Lift Station	0		235,000			235,000		235,000	
*	Robin Road Sewer Improvements	0		382,650			382,650		382,650	
*	Perimeter Fence Repl @ Plant @	0		234,750			234,750		234,750	
*	England Air Park Lift Station	0			286,500		286,500		286,500	
*	Azalea Lane Sewer Extension @	0			100,900		100,900		100,900	
*	Atwood Station Odor Control	0			95,000		95,000		95,000	
*	Lift Station Stand by Power	0				256,400	256,400		256,400	
*	Control Panel Upgrades	0				359,200	359,200		359,200	
*	Samtown Lift Station	0				525,000	525,000		525,000	
*	Alternative Disenfecant @ Plant	0					0	856,500	856,500	
*	Refurbish Clarifiers @ Plant	0					0	987,000	987,000	
*	Replace 5th Street Sewer Main	0					0	555,000	555,000	
*	Collection/Treatment Painting	0					0	325,000	325,000	
*	18" Gravity Line - Masonic	0					0	1,000,000	1,000,000	
Total Wastewater		7,950,609	5,035,188	1,302,400	1,925,400	1,890,600	0	10,153,588	36,488,734	54,592,931

* Project Number to be Assigned

@ New or Revised Projects

Projects to be closed

SHEET A 2007-2008/2011-2012 CAPITAL IMPROVEMENTS PROGRAM

PROJECT TITLE: Sewer Line Rehabilitation	PROJECT CATEGORY: Wastewater
PROJECT NUMBER: 818901	COUNCIL DISTRICT # N/A
DIVISION: Utilities	DEPARTMENT: Wastewater

PROJECT BUDGET

REVENUE BREAKDOWN

REVENUE SOURCES					UTILITY FUND	TOTAL
PRIOR BDGTS					6,142,694	6,142,694
PRIOR EXP					5,695,279	5,695,279
BUDGET C/0					447,415	447,415
2007-2008					300,072	300,072
2008-2009					300,000	300,000
2009-2010					750,000	750,000
2010-2011					750,000	750,000
2011-2012						
BEYOND 2012						
TOTAL COST					8,242,766	8,242,766

EXPENDITURE BREAKDOWN

EXPENDITURE BREAKDOWN	ENGINEERING	TESTING	LAND ACQUISITION	CONSTRUCTION	OTHER	TOTAL
PRIOR BDGTS	740,000			5,402,694		6,142,694
2007-2008				300,072		300,072
2008-2009				300,000		300,000
2009-2010				750,000		750,000
2010-2011				750,000		750,000
2011-2012						
BEYOND 2012						
TOTAL COST	740,000			7,502,766		8,242,766

PROJECT SPECIFICATIONS

PROJECT DESCRIPTION:

Sewer line rehabilitation.

PROJECT JUSTIFICATION:

Repair, reline or replace deteriorated mains, manholes and services that are identified as causing excess infiltration and inflow into the collection system. This project addresses our entire collection system. Increased cost are to ensure EPA compliance in coming years. We have received correspondence for the EPA urging the reimplementation of this program.

PROJECT PRIORITY:

A

START DATE:

On Going

EST TIME TO COMPLETE:

As Needed

OPERATING BUDGET EFFECT:

X NONE

N/A

SEE DETAIL

SHEET A 2007-2008/2011-2012 CAPITAL IMPROVEMENTS PROGRAM

PROJECT TITLE: West Alexandria Wastewater Treatment Facility	PROJECT CATEGORY: Wastewater
PROJECT NUMBER: 819604	COUNCIL DISTRICT # 5
DIVISION: Utilities	DEPARTMENT: Wastewater

PROJECT BUDGET

REVENUE BREAKDOWN

REVENUE SOURCES				REVENUE BONDS-'89	UTILITY FUND	TOTAL
PRIOR BDGTS				46,842	211,403	258,245
PRIOR EXP				46,842	211,403	258,245
BUDGET C/0				0	0	0
2007-2008						
2008-2009						
2009-2010						
2010-2011						
2011-2012						
BEYOND 2012			32,765,234			32,765,234
TOTAL COST			32,765,234	46,842	211,403	33,023,479

EXPENDITURE BREAKDOWN

EXPENDITURE BREAKDOWN	ENGINEERING	TESTING	LAND ACQUISITION	CONSTRUCTION	OTHER	TOTAL
PRIOR BDGTS	258,245					258,245
2007-2008						
2008-2009						
2009-2010						
2010-2011						
2011-2012						
BEYOND 2012			32,207,055	558,179		32,765,234
TOTAL COST	258,245		32,207,055	558,179		33,023,479

PROJECT SPECIFICATIONS

PROJECT DESCRIPTION:
The first phase will be to conduct a study to determine the location and feasibility of locating a new treatment plant to serve west Alexandria.

PROJECT JUSTIFICATION:
A new plant is needed due to growth of the City in a westward direction.

PROJECT PRIORITY: A

START DATE: N/A **EST TIME TO COMPLETE:** 4 Years

OPERATING BUDGET EFFECT:
 NONE N/A SEE DETAIL

SHEET A 2007-2008/2011-2012 CAPITAL IMPROVEMENTS PROGRAM

PROJECT TITLE: Lift Station Upgrades	PROJECT CATEGORY: Wastewater
PROJECT NUMBER: 810101	COUNCIL DISTRICT # 2
DIVISION: Utilities	DEPARTMENT: Wastewater

PROJECT BUDGET

REVENUE BREAKDOWN

REVENUE SOURCES					UTILITY FUND	TOTAL
PRIOR BDGTS					277,790	277,790
PRIOR EXP					277,790	277,790
BUDGET C/0					0	0
2007-2008						
2008-2009						
2009-2010					160,000	160,000
2010-2011						
2011-2012						
BEYOND 2012						
TOTAL COST					437,790	437,790

EXPENDITURE BREAKDOWN

EXPENDITURE BREAKDOWN	ENGINEERING	TESTING	LAND ACQUISITION	CONSTRUCTION	OTHER	TOTAL
PRIOR BDGTS				277,790		277,790
2007-2008						
2008-2009						
2009-2010				160,000		160,000
2010-2011						
2011-2012						
BEYOND 2012						
TOTAL COST				437,790		437,790

PROJECT SPECIFICATIONS

PROJECT DESCRIPTION:

Installation of a modern above-ground duplex pump package with high capacity pumps at the following locations; Granny Dot, Culpepper, Special Ed Center, Kent House, Park Inn, and Greenway Park Lift Stations.

PROJECT JUSTIFICATION:

Existing pumps at these stations have to be frequently repaired and are very inefficient. Recommend retrofit with modern and efficient above-ground duplex pump packages.

PROJECT PRIORITY: B

START DATE: On Going

EST TIME TO COMPLETE: As Needed

OPERATING BUDGET EFFECT:

NONE

X N/A

SEE DETAIL

SHEET A 2007-2008/2011-2012 CAPITAL IMPROVEMENTS PROGRAM

PROJECT TITLE: Hwy 28 West Pumping Station & Gravity Sewer	PROJECT CATEGORY: Wastewater
PROJECT NUMBER: 810402	COUNCIL DISTRICT # 2
DIVISION: Utilities	DEPARTMENT: Wastewater

PROJECT BUDGET

REVENUE BREAKDOWN

REVENUE SOURCES				REVENUE BONDS-2004	COI 2003	TOTAL
PRIOR BDGTS				9,593,910	168,690	9,762,600
PRIOR EXP				3,026,249	168,690	3,194,939
BUDGET C/0				6,567,661	0	6,567,661
2007-2008						
2008-2009						
2009-2010						
2010-2011						
2011-2012						
BEYOND 2012						
TOTAL COST				9,593,910	168,690	9,762,600

EXPENDITURE BREAKDOWN

EXPENDITURE BREAKDOWN	ENGINEERING	TESTING	LAND ACQUISITION	CONSTRUCTION	OTHER	TOTAL
PRIOR BDGTS	1,012,290	50,000	180,000	8,520,310		9,762,600
2007-2008						
2008-2009						
2009-2010						
2010-2011						
2011-2012						
BEYOND 2012						
TOTAL COST	1,012,290	50,000	180,000	8,520,310		9,762,600

PROJECT SPECIFICATIONS

PROJECT DESCRIPTION:

Construction of Major Pumping Station, Force Main, and Gravity Sewer.

PROJECT JUSTIFICATION:

This project will eliminate 7 smaller lift stations and will also relieve the overloading of Charles Park Lift Station. This is also a vital part of the West Alexandria Wastewater Treatment Plant Study. This will also facilitate the development along Versailles Boulevard when it is extended.

PROJECT PRIORITY: A

START DATE: 2006

EST TIME TO COMPLETE: 12-18 months

OPERATING BUDGET EFFECT:

NONE

N/A

SEE DETAIL

SHEET A 2007-2008/2011-2012 CAPITAL IMPROVEMENTS PROGRAM

PROJECT TITLE: Wastewater Improvements - Union Tank Car	PROJECT CATEGORY: Wastewater
PROJECT NUMBER: 810501	COUNCIL DISTRICT # 2
DIVISION: Utilities	DEPARTMENT: Wastewater

PROJECT BUDGET

REVENUE BREAKDOWN

REVENUE SOURCES					UTILITY FUND	TOTAL
PRIOR BDGTS					290,200	290,200
PRIOR EXP					226,396	226,396
BUDGET C/O					63,804	63,804
2007-2008						
2008-2009						
2009-2010						
2010-2011						
2011-2012						
BEYOND 2012						
TOTAL COST					290,200	290,200

EXPENDITURE BREAKDOWN

EXPENDITURE BREAKDOWN	ENGINEERING	TESTING	LAND ACQUISITION	CONSTRUCTION	OTHER	TOTAL
PRIOR BDGTS				290,200		290,200
2007-2008						
2008-2009						
2009-2010						
2010-2011						
2011-2012						
BEYOND 2012						
TOTAL COST				290,200		290,200

PROJECT SPECIFICATIONS

PROJECT DESCRIPTION:			
PROJECT JUSTIFICATION:			
PROJECT PRIORITY:	A	EST TIME TO COMPLETE:	12-18 months
START DATE:	2006	OPERATING BUDGET EFFECT:	NONE
		X	N/A
			SEE DETAIL

SHEET A 2007-2008/2011-2012 CAPITAL IMPROVEMENTS PROGRAM

PROJECT TITLE: Sewer Trunk Main Hwy 1	PROJECT CATEGORY: Wastewater
PROJECT NUMBER: 810602	COUNCIL DISTRICT # 2
DIVISION: Utilities	DEPARTMENT: Wastewater

PROJECT BUDGET

REVENUE BREAKDOWN

REVENUE SOURCES					UTILITY FUND	TOTAL
PRIOR BDGTS					40,000	40,000
PRIOR EXP						
BUDGET C/0					40,000	40,000
2007-2008						
2008-2009						
2009-2010						
2010-2011						
2011-2012						
BEYOND 2012						
TOTAL COST					40,000	40,000

EXPENDITURE BREAKDOWN

EXPENDITURE BREAKDOWN	ENGINEERING	TESTING	LAND ACQUISITION	CONSTRUCTION	OTHER	TOTAL
PRIOR BDGTS				40,000		40,000
2007-2008						
2008-2009						
2009-2010						
2010-2011						
2011-2012						
BEYOND 2012						
TOTAL COST				40,000		40,000

PROJECT SPECIFICATIONS

PROJECT DESCRIPTION:
Construction of a 12" Gravity Sewer Interceptor along LA Highway 1.

PROJECT JUSTIFICATION:
This line will service properties along LA 1 from Enterprise Road to Port Road as development occurs.

PROJECT PRIORITY: A
START DATE: 2006
EST TIME TO COMPLETE: 6 months
OPERATING BUDGET EFFECT:
 NONE X N/A SEE DETAIL

SHEET A 2007-2008/2011-2012 CAPITAL IMPROVEMENTS PROGRAM

O.10

PROJECT TITLE: Reconstruct Baffle Walls at Treatment Plant	PROJECT CATEGORY: Wastewater
PROJECT NUMBER: 810701	COUNCIL DISTRICT # 2
DIVISION: Utilities	DEPARTMENT: Wastewater

PROJECT BUDGET

REVENUE BREAKDOWN

REVENUE SOURCES					UTILITY FUND	TOTAL
PRIOR BDGTS					155,000	155,000
PRIOR EXP						
BUDGET C/0					155,000	155,000
2007-2008						
2008-2009						
2009-2010						
2010-2011						
2011-2012						
BEYOND 2012						
TOTAL COST					155,000	155,000

EXPENDITURE BREAKDOWN

EXPENDITURE BREAKDOWN	ENGINEERING	TESTING	LAND ACQUISITION	CONSTRUCTION	OTHER	TOTAL
PRIOR BDGTS	25,000	500		129,500		155,000
2007-2008						
2008-2009						
2009-2010						
2010-2011						
2011-2012						
BEYOND 2012						
TOTAL COST	25,000	500		129,500		155,000

PROJECT SPECIFICATIONS

PROJECT DESCRIPTION:
Installation of floating baffle wall system in secondary lagoons at the Wastewater Treatment Plant.

PROJECT JUSTIFICATION:
Existing baffle walls are made of creosote timbers and pilings. They are severely deteriorated and are in need of replacement.

PROJECT PRIORITY: B

START DATE: 2004 **EST TIME TO COMPLETE:** 6 months

OPERATING BUDGET EFFECT:
 NONE X N/A SEE DETAIL

SHEET A 2007-2008/2011-2012 CAPITAL IMPROVEMENTS PROGRAM

O.11

PROJECT TITLE: Ramada Inn Force Main Replacement	PROJECT CATEGORY: Wastewater
PROJECT NUMBER: 810702	COUNCIL DISTRICT # 2
DIVISION: Utilities	DEPARTMENT: Wastewater

PROJECT BUDGET

REVENUE BREAKDOWN

REVENUE SOURCES					UTILITY FUND	TOTAL
PRIOR BDGTS					89,500	89,500
PRIOR EXP						
BUDGET C/0					89,500	89,500
2007-2008						
2008-2009						
2009-2010						
2010-2011						
2011-2012						
BEYOND 2012						
TOTAL COST					89,500	89,500

EXPENDITURE BREAKDOWN

EXPENDITURE BREAKDOWN	ENGINEERING	TESTING	LAND ACQUISITION	CONSTRUCTION	OTHER	TOTAL
PRIOR BDGTS	8,000	1,500		80,000		89,500
2007-2008						
2008-2009						
2009-2010						
2010-2011						
2011-2012						
BEYOND 2012						
TOTAL COST	8,000	1,500		80,000		89,500

PROJECT SPECIFICATIONS

PROJECT DESCRIPTION: Replacement of approximately 2500' of 6" force main that serves the Ramada Inn Lift Station.			
PROJECT JUSTIFICATION: Existing force main has had numerous failures and is in need of replacement.			
PROJECT PRIORITY:	B	EST TIME TO COMPLETE:	2 months
START DATE:	2005	OPERATING BUDGET EFFECT:	NONE X N/A SEE DETAIL

SHEET A 2007-2008/2011-2012 CAPITAL IMPROVEMENTS PROGRAM

O.12

PROJECT TITLE: Odor Emissions Reduction at Treatment Plant	PROJECT CATEGORY: Wastewater
PROJECT NUMBER: 810703	COUNCIL DISTRICT # 2
DIVISION: Utilities	DEPARTMENT: Wastewater

PROJECT BUDGET

REVENUE BREAKDOWN

REVENUE SOURCES					UTILITY FUND	TOTAL
PRIOR BDGTS					595,000	595,000
PRIOR EXP					7,771	7,771
BUDGET C/0					587,229	587,229
2007-2008					200,000	200,000
2008-2009						
2009-2010						
2010-2011						
2011-2012						
BEYOND 2012						
TOTAL COST					795,000	795,000

EXPENDITURE BREAKDOWN

EXPENDITURE BREAKDOWN	ENGINEERING	TESTING	LAND ACQUISITION	CONSTRUCTION	OTHER	TOTAL
PRIOR BDGTS	80,000	1,500		513,500		595,000
2007-2008				200,000		200,000
2008-2009						
2009-2010						
2010-2011						
2011-2012						
BEYOND 2012						
TOTAL COST	80,000	1,500		713,500		795,000

PROJECT SPECIFICATIONS

PROJECT DESCRIPTION:
Construction of odor control process to reduce and/or eliminate odors emitted from Treatment Plant.

PROJECT JUSTIFICATION:
During certain times of the year, significant odors are emitted from the Treatment Plant raising numerous complaints from neighbors.

PROJECT PRIORITY: B

START DATE: 2005 **EST TIME TO COMPLETE:** 2 months

OPERATING BUDGET EFFECT:
 NONE X N/A SEE DETAIL

SHEET A 2007-2008/2011-2012 CAPITAL IMPROVEMENTS PROGRAM

PROJECT TITLE: Main Dist Panel Replacement at Treatment Plant	PROJECT CATEGORY: Wastewater
PROJECT NUMBER: 810801	COUNCIL DISTRICT # 2
DIVISION: Utilities	DEPARTMENT: Wastewater

PROJECT BUDGET

REVENUE BREAKDOWN

REVENUE SOURCES					UTILITY FUND	TOTAL
PRIOR BDGTS						
PRIOR EXP						
BUDGET C/O						
2007-2008					92,500	92,500
2008-2009						
2009-2010						
2010-2011						
2011-2012						
BEYOND 2012						
TOTAL COST					92,500	92,500

EXPENDITURE BREAKDOWN

EXPENDITURE BREAKDOWN	ENGINEERING	TESTING	LAND ACQUISITION	CONSTRUCTION	OTHER	TOTAL
PRIOR BDGTS						
2007-2008	8,500			84,000		92,500
2008-2009						
2009-2010						
2010-2011						
2011-2012						
BEYOND 2012						
TOTAL COST	8,500			84,000		92,500

PROJECT SPECIFICATIONS

PROJECT DESCRIPTION: Replacement of the Main Distribution Panel at Treatment Plant, located near the grit handling facility.			
PROJECT JUSTIFICATION: Existing panel is deteriorated beyond repair.			
PROJECT PRIORITY:	A	EST TIME TO COMPLETE:	45 days
START DATE:	2005	OPERATING BUDGET EFFECT:	NONE
		X	N/A
			SEE DETAIL

SHEET A 2007-2008/2011-2012 CAPITAL IMPROVEMENTS PROGRAM

PROJECT TITLE: SCADA System Upgrade	PROJECT CATEGORY: Wastewater
PROJECT NUMBER: 810802	COUNCIL DISTRICT # 2
DIVISION: Utilities	DEPARTMENT: Wastewater

PROJECT BUDGET

REVENUE BREAKDOWN

REVENUE SOURCES					UTILITY FUND	TOTAL
PRIOR BDGTS						
PRIOR EXP						
BUDGET C/0						
2007-2008					150,000	150,000
2008-2009					150,000	150,000
2009-2010						
2010-2011						
2011-2012						
BEYOND 2012						
TOTAL COST					300,000	300,000

EXPENDITURE BREAKDOWN

EXPENDITURE BREAKDOWN	ENGINEERING	TESTING	LAND ACQUISITION	CONSTRUCTION	OTHER	TOTAL
PRIOR BDGTS						
2007-2008	42,000			108,000		150,000
2008-2009				150,000		150,000
2009-2010						
2010-2011						
2011-2012						
BEYOND 2012						
TOTAL COST	42,000			258,000		300,000

PROJECT SPECIFICATIONS

PROJECT DESCRIPTION:
Upgrade existing Intrac sites to Moscad and add additional lift station sites to remote status.

PROJECT JUSTIFICATION:
Existing support or Intrac sites is becoming obsolete. Upgrade to Moscad will ensure much needed support. Additional lift stations sites to be included for early warning of potential overflows.

PROJECT PRIORITY: A

START DATE: 2006 **EST TIME TO COMPLETE:** 6 months

OPERATING BUDGET EFFECT:
 NONE X N/A SEE DETAIL

SHEET A 2007-2008/2011-2012 CAPITAL IMPROVEMENTS PROGRAM

O.15

PROJECT TITLE: St. Mary's Bar Screen Project	PROJECT CATEGORY: Wastewater
PROJECT NUMBER: 810803	COUNCIL DISTRICT # 2
DIVISION: Utilities	DEPARTMENT: Wastewater

PROJECT BUDGET

REVENUE BREAKDOWN

REVENUE SOURCES					UTILITY FUND	TOTAL
PRIOR BDGTS						
PRIOR EXP						
BUDGET C/0						
2007-2008					170,500	170,500
2008-2009						
2009-2010						
2010-2011						
2011-2012						
BEYOND 2012						
TOTAL COST					170,500	170,500

EXPENDITURE BREAKDOWN

EXPENDITURE BREAKDOWN	ENGINEERING	TESTING	LAND ACQUISITION	CONSTRUCTION	OTHER	TOTAL
PRIOR BDGTS						
2007-2008	33,000	2,500		135,000		170,500
2008-2009						
2009-2010						
2010-2011						
2011-2012						
BEYOND 2012						
TOTAL COST	33,000	2,500		135,000		170,500

PROJECT SPECIFICATIONS

PROJECT DESCRIPTION:

Installation of bar screen or comunitor at St. Mary's Lift Station.

PROJECT JUSTIFICATION:

Trash and debris are constantly clogging the pumps resulting in costly down time.

PROJECT PRIORITY: A

START DATE: 2006

EST TIME TO COMPLETE: 2-3 months

OPERATING BUDGET EFFECT:

NONE

X N/A

SEE DETAIL

SHEET A 2007-2008/2011-2012 CAPITAL IMPROVEMENTS PROGRAM

PROJECT TITLE: Highway 1 North Sewer Extension	PROJECT CATEGORY: Wastewater
PROJECT NUMBER: 810804	COUNCIL DISTRICT # 2
DIVISION: Utilities	DEPARTMENT: Wastewater

PROJECT BUDGET

REVENUE BREAKDOWN

REVENUE SOURCES					UTILITY FUND	TOTAL
PRIOR BDGTS						
PRIOR EXP						
BUDGET C/0						
2007-2008					200,000	200,000
2008-2009						
2009-2010						
2010-2011						
2011-2012						
BEYOND 2012						
TOTAL COST					200,000	200,000

EXPENDITURE BREAKDOWN

EXPENDITURE BREAKDOWN	ENGINEERING	TESTING	LAND ACQUISITION	CONSTRUCTION	OTHER	TOTAL
PRIOR BDGTS						
2007-2008	32,000	2,200		165,800		200,000
2008-2009						
2009-2010						
2010-2011						
2011-2012						
BEYOND 2012						
TOTAL COST	32,000	2,200		165,800		200,000

PROJECT SPECIFICATIONS

PROJECT DESCRIPTION:
Extension of 12" gravity sewer to serve ongoing and future development along Highway 1 North.

PROJECT JUSTIFICATION:
Numerous developments in this area are ongoing with future developments planned. Currently, there is no gravity sewer service in this area.

PROJECT PRIORITY: B

START DATE: 2007 **EST TIME TO COMPLETE:** 1 Year

OPERATING BUDGET EFFECT:
 NONE X N/A SEE DETAIL

SHEET A 2007-2008/2011-2012 CAPITAL IMPROVEMENTS PROGRAM

PROJECT TITLE: Stand By Power Treatment Plant Headworks/Admin	PROJECT CATEGORY: Wastewater
PROJECT NUMBER: 810805	COUNCIL DISTRICT # All
DIVISION: Utilities	DEPARTMENT: Wastewater

PROJECT BUDGET

REVENUE BREAKDOWN

REVENUE SOURCES					UTILITY FUND	TOTAL
PRIOR BDGTS						
PRIOR EXP						
BUDGET C/0						
2007-2008					222,928	222,928
2008-2009						
2009-2010						
2010-2011						
2011-2012						
BEYOND 2012						
TOTAL COST					222,928	222,928

EXPENDITURE BREAKDOWN

EXPENDITURE BREAKDOWN	ENGINEERING	TESTING	LAND ACQUISITION	CONSTRUCTION	OTHER	TOTAL
PRIOR BDGTS						
2007-2008	24,778	150		198,000		222,928
2008-2009						
2009-2010						
2010-2011						
2011-2012						
BEYOND 2012						
TOTAL COST	24,778	150		198,000		222,928

PROJECT SPECIFICATIONS

PROJECT DESCRIPTION: Addition of Stand By Power Unit to serve Treatment Plant Headworks and the Wastewater Administration Building. Pumping Stations.			
PROJECT JUSTIFICATION: In the event that electrical power fails, this unit will insure uninterrupted power to the Treatment Plant Headworks, which safeguard against any potential by pass. Will also supply power to drinking water lab and wastewater lab housed in Administration Building for the testing instrumentation required by State and Federal guidelines.			
PROJECT PRIORITY: A	EST TIME TO COMPLETE: 6 months		
START DATE: 2007			
OPERATING BUDGET EFFECT:	<input type="checkbox"/> NONE	<input checked="" type="checkbox"/> X <input type="checkbox"/> N/A	<input type="checkbox"/> SEE DETAIL

SHEET A 2007-2008/2011-2012 CAPITAL IMPROVEMENTS PROGRAM

PROJECT TITLE: Wastewater Improvements - Versailles Ext	PROJECT CATEGORY: Wastewater
PROJECT NUMBER: 810806	COUNCIL DISTRICT # All
DIVISION: Utilities	DEPARTMENT: Wastewater

PROJECT BUDGET

REVENUE BREAKDOWN

REVENUE SOURCES				UTILITY FUND	REVENUE BONDS-2004	TOTAL
PRIOR BDGTS						
PRIOR EXP						
BUDGET C/0						
2007-2008					3,699,188	3,699,188
2008-2009						
2009-2010				533,000		533,000
2010-2011						
2011-2012						
BEYOND 2012						
TOTAL COST				533,000	3,699,188	4,232,188

EXPENDITURE BREAKDOWN

EXPENDITURE BREAKDOWN	ENGINEERING	TESTING	LAND ACQUISITION	CONSTRUCTION	OTHER	TOTAL
PRIOR BDGTS						
2007-2008				3,699,188		3,699,188
2008-2009						
2009-2010				533,000		533,000
2010-2011						
2011-2012						
BEYOND 2012						
TOTAL COST				4,232,188		4,232,188

PROJECT SPECIFICATIONS

PROJECT DESCRIPTION:

Construct utility infrastructure in conjunction with the road and drainage construction extending Versailles Boulevard.

PROJECT JUSTIFICATION:

In the event that electrical power fails, this unit will insure uninterrupted power to the Treatment Plant Headworks, which safeguard against any potential by pass. Will also supply power to drinking water lab and wastewater lab housed in Administration Building for the testing instrumentation required by State and Federal guidelines.

PROJECT PRIORITY: A

START DATE: 2007

EST TIME TO COMPLETE: 3 years

OPERATING BUDGET EFFECT:

NONE

X N/A

SEE DETAIL

SHEET A 2007-2008/2011-2012 CAPITAL IMPROVEMENTS PROGRAM

PROJECT TITLE: Shirley Park Lift Station Replacement	PROJECT CATEGORY: Wastewater
PROJECT NUMBER: N/A	COUNCIL DISTRICT # 2
DIVISION: Utilities	DEPARTMENT: Wastewater

PROJECT BUDGET

REVENUE BREAKDOWN

REVENUE SOURCES					UTILITY FUND	TOTAL
PRIOR BDGTS						
PRIOR EXP						
BUDGET C/O						
2007-2008						
2008-2009					235,000	235,000
2009-2010						
2010-2011						
2011-2012						
BEYOND 2012						
TOTAL COST					235,000	235,000

EXPENDITURE BREAKDOWN

EXPENDITURE BREAKDOWN	ENGINEERING	TESTING	LAND ACQUISITION	CONSTRUCTION	OTHER	TOTAL
PRIOR BDGTS						
2007-2008						
2008-2009	23,500	3,000		208,500		235,000
2009-2010						
2010-2011						
2011-2012						
BEYOND 2012						
TOTAL COST	23,500	3,000		208,500		235,000

PROJECT SPECIFICATIONS

PROJECT DESCRIPTION:
Installation of a modern below ground duplex pump package with high efficiency pumps.

PROJECT JUSTIFICATION:
Existing station is equipped with an antiquated horizontal axial flow pump. Parts and support are no longer available.

PROJECT PRIORITY: A

START DATE: 2006 **EST TIME TO COMPLETE:** 6 months

OPERATING BUDGET EFFECT:
 NONE X N/A SEE DETAIL

SHEET A 2007-2008/2011-2012 CAPITAL IMPROVEMENTS PROGRAM

PROJECT TITLE: Robin Road Sewer Improvements	PROJECT CATEGORY: Wastewater
PROJECT NUMBER: N/A	COUNCIL DISTRICT # 2
DIVISION: Utilities	DEPARTMENT: Wastewater

PROJECT BUDGET

REVENUE BREAKDOWN

REVENUE SOURCES					UTILITY FUND	TOTAL
PRIOR BDGTS						
PRIOR EXP						
BUDGET C/0						
2007-2008						
2008-2009					382,650	382,650
2009-2010						
2010-2011						
2011-2012						
BEYOND 2012						
TOTAL COST					382,650	382,650

EXPENDITURE BREAKDOWN

EXPENDITURE BREAKDOWN	ENGINEERING	TESTING	LAND ACQUISITION	CONSTRUCTION	OTHER	TOTAL
PRIOR BDGTS						
2007-2008						
2008-2009	65,000	2,900		314,750		382,650
2009-2010						
2010-2011						
2011-2012						
BEYOND 2012						
TOTAL COST	65,000	2,900		314,750		382,650

PROJECT SPECIFICATIONS

PROJECT DESCRIPTION:

Construction of a gravity sewer system and lift station to serve homes on Robin Road and businesses along Masonic Drive.

PROJECT JUSTIFICATION:

Homes in this area could not be served by the City's existing sewer at Courtland Place due to insufficient grade. The homes along Robin Road were annexed into the City limits last year and many have failing septic systems.

PROJECT PRIORITY: B

START DATE: 2007

EST TIME TO COMPLETE: 1 Year

OPERATING BUDGET EFFECT:

NONE

N/A

SEE DETAIL

SHEET A 2007-2008/2011-2012 CAPITAL IMPROVEMENTS PROGRAM

O.21

PROJECT TITLE: Perimeter Fence at Wastewater Treatment Plant	PROJECT CATEGORY: Wastewater
PROJECT NUMBER: N/A	COUNCIL DISTRICT # 2
DIVISION: Utilities	DEPARTMENT: Wastewater

PROJECT BUDGET

REVENUE BREAKDOWN

REVENUE SOURCES					UTILITY FUND	TOTAL
PRIOR BDGTS						
PRIOR EXP						
BUDGET C/O						
2007-2008					234,750	234,750
2008-2009						
2009-2010						
2010-2011						
2011-2012						
BEYOND 2012						
TOTAL COST					234,750	234,750

EXPENDITURE BREAKDOWN

EXPENDITURE BREAKDOWN	ENGINEERING	TESTING	LAND ACQUISITION	CONSTRUCTION	OTHER	TOTAL
PRIOR BDGTS						
2007-2008						
2008-2009	38,000	1,750		195,000		234,750
2009-2010						
2010-2011						
2011-2012						
BEYOND 2012						
TOTAL COST	38,000	1,750		195,000		234,750

PROJECT SPECIFICATIONS

PROJECT DESCRIPTION:

Replace existing perimeter fence.

PROJECT JUSTIFICATION:

Existing fence is badly deteriorated and damaged by undergrowth and trees. Needed to maintain security.

PROJECT PRIORITY: B

START DATE: 2007

EST TIME TO COMPLETE: 1 Year

OPERATING BUDGET EFFECT:

NONE

N/A

SEE DETAIL

SHEET A 2007-2008/2011-2012 CAPITAL IMPROVEMENTS PROGRAM

O.22

PROJECT TITLE: England Air Park Lift Station	PROJECT CATEGORY: Wastewater
PROJECT NUMBER: N/A	COUNCIL DISTRICT # 2
DIVISION: Utilities	DEPARTMENT: Wastewater

PROJECT BUDGET

REVENUE BREAKDOWN

REVENUE SOURCES					UTILITY FUND	TOTAL
PRIOR BDGTS						
PRIOR EXP						
BUDGET C/0						
2007-2008						
2008-2009						
2009-2010					286,500	286,500
2010-2011						
2011-2012						
BEYOND 2012						
TOTAL COST					286,500	286,500

EXPENDITURE BREAKDOWN

EXPENDITURE BREAKDOWN	ENGINEERING	TESTING	LAND ACQUISITION	CONSTRUCTION	OTHER	TOTAL
PRIOR BDGTS						
2007-2008						
2008-2009						
2009-2010	45,000	1,500		240,000		286,500
2010-2011						
2011-2012						
BEYOND 2012						
TOTAL COST	45,000	1,500		240,000		286,500

PROJECT SPECIFICATIONS

PROJECT DESCRIPTION:
Installation of modern underground duplex pump station.

PROJECT JUSTIFICATION:
Existing station is in poor condition and needs replacement. Parts for this type of station are obsolete. Replacement would be more efficient.

PROJECT PRIORITY: A

START DATE: 2006 **EST TIME TO COMPLETE:** 2-3 months

OPERATING BUDGET EFFECT:
 NONE X N/A SEE DETAIL

SHEET A 2007-2008/2011-2012 CAPITAL IMPROVEMENTS PROGRAM

PROJECT TITLE: Azalea Lane Sewer Extension	PROJECT CATEGORY: Wastewater
PROJECT NUMBER: N/A	COUNCIL DISTRICT # 2
DIVISION: Utilities	DEPARTMENT: Wastewater

PROJECT BUDGET

REVENUE BREAKDOWN

REVENUE SOURCES					UTILITY FUND	TOTAL
PRIOR BDGTS						
PRIOR EXP						
BUDGET C/0						
2007-2008						
2008-2009						
2009-2010					100,900	100,900
2010-2011						
2011-2012						
BEYOND 2012						
TOTAL COST					100,900	100,900

EXPENDITURE BREAKDOWN

EXPENDITURE BREAKDOWN	ENGINEERING	TESTING	LAND ACQUISITION	CONSTRUCTION	OTHER	TOTAL
PRIOR BDGTS						
2007-2008						
2008-2009						
2009-2010	16,500	1,900		82,500		100,900
2010-2011						
2011-2012						
BEYOND 2012						
TOTAL COST	16,500	1,900		82,500		100,900

PROJECT SPECIFICATIONS

PROJECT DESCRIPTION:

Construction of approximately 1,500 feet of 8" gravity sewer along Horseshoe Drive and Azalea Lane.

PROJECT JUSTIFICATION:

Azalea Lane residents recently requested annexation into the City limits due to the need for sanitary sewer.

PROJECT PRIORITY: A

START DATE: 2006

EST TIME TO COMPLETE: 2-3 months

OPERATING BUDGET EFFECT:

NONE

N/A

SEE DETAIL

SHEET A 2007-2008/2011-2012 CAPITAL IMPROVEMENTS PROGRAM

PROJECT TITLE: Atwood Lift Station Odor Control	PROJECT CATEGORY: Wastewater
PROJECT NUMBER: N/A	COUNCIL DISTRICT # 2
DIVISION: Utilities	DEPARTMENT: Wastewater

PROJECT BUDGET

REVENUE BREAKDOWN

REVENUE SOURCES					UTILITY FUND	TOTAL
PRIOR BDGTS						
PRIOR EXP						
BUDGET C/0						
2007-2008						
2008-2009						
2009-2010					95,000	95,000
2010-2011						
2011-2012						
BEYOND 2012						
TOTAL COST					95,000	95,000

EXPENDITURE BREAKDOWN

EXPENDITURE BREAKDOWN	ENGINEERING	TESTING	LAND ACQUISITION	CONSTRUCTION	OTHER	TOTAL
PRIOR BDGTS						
2007-2008						
2008-2009						
2009-2010	15,000			80,000		95,000
2010-2011						
2011-2012						
BEYOND 2012						
TOTAL COST	15,000			80,000		95,000

PROJECT SPECIFICATIONS

PROJECT DESCRIPTION:
Construction of Odor Control System at Atwood Lift Station.

PROJECT JUSTIFICATION:
Very high levels of hydrogen sulfide are currently being emitted from this lift station. The City has received numerous complaints about odors at this site. The system will render this station odor free.

PROJECT PRIORITY: A

START DATE: 2006 **EST TIME TO COMPLETE:** 2-3 months

OPERATING BUDGET EFFECT:
 NONE X N/A SEE DETAIL

SHEET A 2007-2008/2011-2012 CAPITAL IMPROVEMENTS PROGRAM

PROJECT TITLE: In-Plant Lift Station Stand-By Power	PROJECT CATEGORY: Wastewater
PROJECT NUMBER: N/A	COUNCIL DISTRICT # 2
DIVISION: Utilities	DEPARTMENT: Wastewater

PROJECT BUDGET

REVENUE BREAKDOWN

REVENUE SOURCES					UTILITY FUND	TOTAL
PRIOR BDGTS						
PRIOR EXP						
BUDGET C/0						
2007-2008						
2008-2009						
2009-2010						
2010-2011					256,400	256,400
2011-2012						
BEYOND 2012						
TOTAL COST					256,400	256,400

EXPENDITURE BREAKDOWN

EXPENDITURE BREAKDOWN	ENGINEERING	TESTING	LAND ACQUISITION	CONSTRUCTION	OTHER	TOTAL
PRIOR BDGTS						
2007-2008						
2008-2009						
2009-2010						
2010-2011	21,400	1,000		234,000		256,400
2011-2012						
BEYOND 2012						
TOTAL COST	21,400	1,000		234,000		256,400

PROJECT SPECIFICATIONS

PROJECT DESCRIPTION: Addition of Stand-By Power Unit at Treatment Plant In-Plant Lift Station.			
PROJECT JUSTIFICATION: In the event of natural disaster and electrical power is unavailable, this will ensure normal treatment of our wastewater without interruption.			
PROJECT PRIORITY:	A	EST TIME TO COMPLETE:	6 months
START DATE:	2006	OPERATING BUDGET EFFECT:	NONE
		X	N/A
			SEE DETAIL.

SHEET A 2007-2008/2011-2012 CAPITAL IMPROVEMENTS PROGRAM

PROJECT TITLE: Control Panel Upgrades	PROJECT CATEGORY: Wastewater
PROJECT NUMBER: N/A	COUNCIL DISTRICT # All
DIVISION: Utilities	DEPARTMENT: Wastewater

PROJECT BUDGET

REVENUE BREAKDOWN

REVENUE SOURCES					UTILITY FUND	TOTAL
PRIOR BDGTS						
PRIOR EXP						
BUDGET C/0						
2007-2008						
2008-2009						
2009-2010						
2010-2011					359,200	359,200
2011-2012						
BEYOND 2012						
TOTAL COST					359,200	359,200

EXPENDITURE BREAKDOWN

EXPENDITURE BREAKDOWN	ENGINEERING	TESTING	LAND ACQUISITION	CONSTRUCTION	OTHER	TOTAL
PRIOR BDGTS						
2007-2008						
2008-2009						
2009-2010						
2010-2011	49,200			310,000		359,200
2011-2012						
BEYOND 2012						
TOTAL COST	49,200			310,000		359,200

PROJECT SPECIFICATIONS

PROJECT DESCRIPTION:

Change out existing control panels and miscellaneous electrical at Casson Street, Masonic Drive, Upper Third, and Atwood Pumping Stations.

PROJECT JUSTIFICATION:

Existing control panels are antiquated and high maintenance. Replace with modern PLC controllers. Lighting and switches are worn and in need of replacement.

PROJECT PRIORITY: A

START DATE: 2007

EST TIME TO COMPLETE: 6 months

OPERATING BUDGET EFFECT:

NONE

N/A

SEE DETAIL

SHEET A 2007-2008/2011-2012 CAPITAL IMPROVEMENTS PROGRAM

O.27

PROJECT TITLE: Santown Lift Station Replacement	PROJECT CATEGORY: Wastewater
PROJECT NUMBER: N/A	COUNCIL DISTRICT # 2
DIVISION: Utilities	DEPARTMENT: Wastewater

PROJECT BUDGET

REVENUE BREAKDOWN

REVENUE SOURCES					UTILITY FUND	TOTAL
PRIOR BDGTS						
PRIOR EXP						
BUDGET C/0						
2007-2008						
2008-2009						
2009-2010						
2010-2011					525,000	525,000
2011-2012						
BEYOND 2012						
TOTAL COST					525,000	525,000

EXPENDITURE BREAKDOWN

EXPENDITURE BREAKDOWN	ENGINEERING	TESTING	LAND ACQUISITION	CONSTRUCTION	OTHER	TOTAL
PRIOR BDGTS						
2007-2008						
2008-2009						
2009-2010						
2010-2011	47,500	2,500		475,000		525,000
2011-2012						
BEYOND 2012						
TOTAL COST	47,500	2,500		475,000		525,000

PROJECT SPECIFICATIONS

PROJECT DESCRIPTION:
Replacement of existing Santown Lift Station.

PROJECT JUSTIFICATION:
Existing lift station was installed in the mid 1970's and has had numerous repairs in recent years. Will be replaced with modern below ground tri-plex lift station.

PROJECT PRIORITY: A

START DATE: 2007 **EST TIME TO COMPLETE:** 6 months

OPERATING BUDGET EFFECT:
 NONE X N/A SEE DETAIL

SHEET A 2007-2008/2011-2012 CAPITAL IMPROVEMENTS PROGRAM

O.28

PROJECT TITLE: Alternative Disinfectant at Wastewater Treatment Plant	PROJECT CATEGORY: Wastewater
PROJECT NUMBER: N/A	COUNCIL DISTRICT # 2
DIVISION: Utilities	DEPARTMENT: Wastewater

PROJECT BUDGET

REVENUE BREAKDOWN

REVENUE SOURCES					UTILITY FUND	TOTAL
PRIOR BDGTS						
PRIOR EXP						
BUDGET C/0						
2007-2008						
2008-2009						
2009-2010						
2010-2011						
2011-2012						
BEYOND 2012					856,500	856,500
TOTAL COST					856,500	856,500

EXPENDITURE BREAKDOWN

EXPENDITURE BREAKDOWN	ENGINEERING	TESTING	LAND ACQUISITION	CONSTRUCTION	OTHER	TOTAL
PRIOR BDGTS						
2007-2008						
2008-2009						
2009-2010						
2010-2011						
2011-2012						
BEYOND 2012	115,000	1,500		740,000		856,500
TOTAL COST	115,000	1,500		740,000		856,500

PROJECT SPECIFICATIONS

PROJECT DESCRIPTION:
Construction of alternative disinfection facility at the Wastewater Treatment Plant.

PROJECT JUSTIFICATION:
Current disinfection is achieved with liquid chlorine stored in 1 ton cylinders at the Treatment Plant. This process is very dangerous and poses major liability for the City. Alternative Disinfection will eliminate this risk. Possible funding is available through the Community Water Treatment Hazards Reduction Act, Senate Bill 2855.

PROJECT PRIORITY: A

START DATE: 2008 **EST TIME TO COMPLETE:**

OPERATING BUDGET EFFECT:
 NONE X N/A SEE DETAIL

SHEET A 2007-2008/2011-2012 CAPITAL IMPROVEMENTS PROGRAM

PROJECT TITLE: Refurbish Clarifiers at Treatment Plant	PROJECT CATEGORY: Wastewater
PROJECT NUMBER: N/A	COUNCIL DISTRICT # 2
DIVISION: Utilities	DEPARTMENT: Wastewater

PROJECT BUDGET

REVENUE BREAKDOWN

REVENUE SOURCES					UTILITY FUND	TOTAL
PRIOR BDGTS						
PRIOR EXP						
BUDGET C/0						
2007-2008						
2008-2009						
2009-2010						
2010-2011						
2011-2012						
BEYOND 2012					987,000	987,000
TOTAL COST					987,000	987,000

EXPENDITURE BREAKDOWN

EXPENDITURE BREAKDOWN	ENGINEERING	TESTING	LAND ACQUISITION	CONSTRUCTION	OTHER	TOTAL
PRIOR BDGTS						
2007-2008						
2008-2009						
2009-2010						
2010-2011						
2011-2012						
BEYOND 2012	89,500	2,500		895,000		987,000
TOTAL COST	89,500	2,500		895,000		987,000

PROJECT SPECIFICATIONS

PROJECT DESCRIPTION:
Replacement of flat-sided concrete launders and return sludge vacuum header system.

PROJECT JUSTIFICATION:
Existing launders are hexagon-shaped and have numerous leaks at the joints. This causes constant short-circuiting of clarifier effluent. The return sludge vacuum header system is very inefficient and needs upgrading.

PROJECT PRIORITY: A

START DATE: 2006 **EST TIME TO COMPLETE:** 6 months

OPERATING BUDGET EFFECT:
 NONE X N/A SEE DETAIL

PROJECT TITLE: Replacement of 5th Street Sanitary Sewer Main	PROJECT CATEGORY: Wastewater
PROJECT NUMBER: N/A	COUNCIL DISTRICT # 2
DIVISION: Utilities	DEPARTMENT: Wastewater

PROJECT BUDGET

REVENUE BREAKDOWN

REVENUE SOURCES					UTILITY FUND	TOTAL
PRIOR BDGTS						
PRIOR EXP						
BUDGET C/O						
2007-2008						
2008-2009						
2009-2010						
2010-2011						
2011-2012						
BEYOND 2012					555,000	555,000
TOTAL COST					555,000	555,000

EXPENDITURE BREAKDOWN

EXPENDITURE BREAKDOWN	ENGINEERING	TESTING	LAND ACQUISITION	CONSTRUCTION	OTHER	TOTAL
PRIOR BDGTS						
2007-2008						
2008-2009						
2009-2010						
2010-2011						
2011-2012						
BEYOND 2012	75,000	5,000	25,000	450,000		555,000
TOTAL COST	75,000	5,000	25,000	450,000		555,000

PROJECT SPECIFICATIONS

PROJECT DESCRIPTION:

Installation of approximately 4,500 linear feet of 18" gravity sewer main.

PROJECT JUSTIFICATION:

Existing 12" vitrified clay gravity sewer main is in very poor condition and extremely overloaded. New line will increase flow and relieve current over-loading.

PROJECT PRIORITY:

B

START DATE:

2004

EST TIME TO COMPLETE:

18 months.

OPERATING BUDGET EFFECT:

NONE

N/A

SEE DETAIL

PROJECT TITLE: Collection/Treatment Painting Project	PROJECT CATEGORY: Wastewater
PROJECT NUMBER: N/A	COUNCIL DISTRICT # 2
DIVISION: Utilities	DEPARTMENT: Wastewater

PROJECT BUDGET

REVENUE BREAKDOWN

REVENUE SOURCES					UTILITY FUND	TOTAL
PRIOR BDGTS						
PRIOR EXP						
BUDGET C/O						
2007-2008						
2008-2009						
2009-2010						
2010-2011						
2011-2012						
BEYOND 2012					325,000	325,000
TOTAL COST					325,000	325,000

EXPENDITURE BREAKDOWN

EXPENDITURE BREAKDOWN	ENGINEERING	TESTING	LAND ACQUISITION	CONSTRUCTION	OTHER	TOTAL
PRIOR BDGTS						
2007-2008						
2008-2009						
2009-2010						
2010-2011						
2011-2012						
BEYOND 2012	27,400			297,600		325,000
TOTAL COST	27,400			297,600		325,000

PROJECT SPECIFICATIONS

PROJECT DESCRIPTION:
Painting of buildings & equipment at the following locations: Casson Street Lift Station, Masonic Drive Lift Station, Atwood Lift Station, In-Plant Lift Station, Sludge Thickener Tanks and Sludge Hopper at Solids Handling Building.

PROJECT JUSTIFICATION:
Paint on these structures and equipment is severely deteriorated. Work is needed to maintain structural integrity.

PROJECT PRIORITY: A

START DATE: 2005 **EST TIME TO COMPLETE:** As needed

OPERATING BUDGET EFFECT:
 NONE X N/A SEE DETAIL

SHEET A 2007-2008/2011-2012 CAPITAL IMPROVEMENTS PROGRAM

PROJECT TITLE: 18" Gravity Line - Masonic	PROJECT CATEGORY: Wastewater
PROJECT NUMBER: N/A	COUNCIL DISTRICT # 2
DIVISION: Utilities	DEPARTMENT: Wastewater

PROJECT BUDGET

REVENUE BREAKDOWN

REVENUE SOURCES					UTILITY FUND	TOTAL
PRIOR BDGTS						
PRIOR EXP						
BUDGET C/0						
2007-2008						
2008-2009						
2009-2010						
2010-2011						
2011-2012						
BEYOND 2012					1,000,000	1,000,000
TOTAL COST					1,000,000	1,000,000

EXPENDITURE BREAKDOWN

EXPENDITURE BREAKDOWN	ENGINEERING	TESTING	LAND ACQUISITION	CONSTRUCTION	OTHER	TOTAL
PRIOR BDGTS						
2007-2008						
2008-2009						
2009-2010						
2010-2011						
2011-2012						
BEYOND 2012	160,000	5,000		835,000		1,000,000
TOTAL COST	160,000	5,000		835,000		1,000,000

PROJECT SPECIFICATIONS

PROJECT DESCRIPTION:
Extend 18" gravity sewer line out Masonic Drive.

PROJECT JUSTIFICATION:
This area of the City is expanding and is in need of City sewer service.

PROJECT PRIORITY: B

START DATE: N/A **EST TIME TO COMPLETE:** Unkown

OPERATING BUDGET EFFECT:
 NONE N/A SEE DETAIL

P. OTHER

TABLE OF CONTENTS

	<u><i>OTHER</i></u>		<u>PAGE</u>
869901	Customer Service Center	4
860201	Cash Receipts/Decentralized Time Keeping	5
860301	Information Technology Upgrades	6
860701	Telephone Network Upgrade	7
860702	GIS System/GPS Equipment	8

**COMBINED CAPITAL PROJECTS
SOURCES OF FUNDING SUMMARY**

OTHER

PROJECT IDENTIFICATION	SALES TAXES	SALES TX BONDS 04	AD VAL TAX - 88	AD VAL TAX- 03	FEDERAL FUNDS	STATE FUNDS	UTILITY FUND	UTIL REV BONDS 04	OTHER	TOTALS
Information Technology Upgrades							400,000			400,000
GIS System/GPS Equipment							225,000			225,000
Total Other	0	0	0	0	0	0	625,000	0	0	625,000
Total Utility Capital	0	0	0	0	0	0	5,000,000	0	0	5,000,000

**ENTERPRISE CAPITAL PROJECTS
FIVE YEAR CAPITAL PLAN**

OTHER

PROJ #	PROJECT IDENTIFICATION	BUDGET C/O	FISCAL YEAR					TOTAL 5 YEAR	BEYOND 2012	TOTAL COST
			07-08	08-09	09-10	10-11	11-12			
869901	Customer Service Center	(273,337)						0		(273,337)
860201	Cash Receipts/Decentral Time	309,435						0		309,435
860301	Info Technology Upgrades	85,698	400,000		100,000			500,000		585,698
860701	Telephone Network Upgrade	@ 318,451						0	1,500,000	1,818,451
860702	GIS System/GPS Equipment	@ 51,056	225,000	400,000	200,000	500,000	500,000	1,825,000		1,876,056
Total Other		491,303	625,000	400,000	300,000	500,000	500,000	2,325,000	1,500,000	4,316,303
TOTAL UTILITY CAPITAL		14,871,545	5,000,000	4,909,400	5,067,400	4,736,850	2,600,000	21,710,450	113,599,405	150,181,400

* Project Number to be Assigned

@ New or Revised Projects

Projects to be closed

PROJECT TITLE: Customer Service Center	PROJECT CATEGORY: Other
PROJECT NUMBER: 869901	COUNCIL DISTRICT # N/A
DIVISION: Finance	DEPARTMENT: Various

PROJECT BUDGET

REVENUE BREAKDOWN

REVENUE SOURCES					UTILITY FUND	TOTAL
PRIOR BDGTS					4,700,000	4,700,000
PRIOR EXP					4,973,337	4,973,337
BUDGET C/0					(273,337)	(273,337)
2007-2008						
2008-2009						
2009-2010						
2010-2011						
2011-2012						
BEYOND 2012						
TOTAL COST					4,700,000	4,700,000

EXPENDITURE BREAKDOWN

EXPENDITURE BREAKDOWN	ENGINEERING	TESTING	LAND ACQUISITION	CONSTRUCTION	OTHER	TOTAL
PRIOR BDGTS	250,000		200,000	4,250,000		4,700,000
2007-2008						
2008-2009						
2009-2010						
2010-2011						
2011-2012						
BEYOND 2012						
TOTAL COST	250,000		200,000	4,250,000		4,700,000

PROJECT SPECIFICATIONS

PROJECT DESCRIPTION: Construction or renovation of existing structure for a new, centralized customer service center.	
PROJECT JUSTIFICATION: Presently, primary customer contact is at two sites. This new facility will place the functions handled at the Utility Customer Service Office and the Business Office, at one location, providing the public with "one stop shopping" for payment and services regarding utilities, property taxes, occupational licenses, and the like. It will also provide the City with the inherent efficiencies of a single operation.	
PROJECT PRIORITY: A	EST TIME TO COMPLETE: 2 Years
START DATE: 2003	
OPERATING BUDGET EFFECT: NONE X N/A SEE DETAIL	

PROJECT TITLE: Cash Receipts/Decentralized Time Keeping	PROJECT CATEGORY: Other
PROJECT NUMBER: 860201	COUNCIL DISTRICT # N/A
DIVISION: Finance	DEPARTMENT: Various

PROJECT BUDGET

REVENUE BREAKDOWN

REVENUE SOURCES					UTILITY FUND	TOTAL
PRIOR BDGTS					500,000	500,000
PRIOR EXP					190,565	190,565
BUDGET C/O					309,435	309,435
2007-2008						
2008-2009						
2009-2010						
2010-2011						
2011-2012						
BEYOND 2012						
TOTAL COST					500,000	500,000

EXPENDITURE BREAKDOWN

EXPENDITURE BREAKDOWN	ENGINEERING	TESTING	LAND ACQUISITION	CONSTRUCTION	OTHER	TOTAL
PRIOR BDGTS					500,000	500,000
2007-2008						
2008-2009						
2009-2010						
2010-2011						
2011-2012						
BEYOND 2012						
TOTAL COST					500,000	500,000

PROJECT SPECIFICATIONS

PROJECT DESCRIPTION:
 Purchase of a payroll time keeping system for use by virtually all City departments.
 Purchase of a centralized cash receipting system to handle all major customer receipting handled by the City.

PROJECT JUSTIFICATION:
 At present, payroll records are kept at the department level by various means. Payroll hours are then manually entered into the City's computer system by the Accounting Department. A time keeping system would standardize the keeping of the data and enable the departments to enter the data themselves, eliminating the duplication of effort.
 At present, cash receipts are run through the individual computer systems to which they relate; utilities, property taxes, occupational licenses, etc. A centralized receipting system would streamline the process at the cashier window, providing the City with greater efficiency and our citizenry with faster service.

PROJECT PRIORITY: A

START DATE: 2003 **EST TIME TO COMPLETE:** 6 months

OPERATING BUDGET EFFECT:
 NONE X N/A SEE DETAIL

SHEET A 2007-2008/2011-2012 CAPITAL IMPROVEMENTS PROGRAM

PROJECT TITLE: Information Technology Upgrades	PROJECT CATEGORY: Other
PROJECT NUMBER: 860301	COUNCIL DISTRICT # N/A
DIVISION: Finance	DEPARTMENT: Various

PROJECT BUDGET

REVENUE BREAKDOWN

REVENUE SOURCES					UTILITY FUND	TOTAL
PRIOR BDGTS					1,596,512	1,596,512
PRIOR EXP					1,510,814	1,510,814
BUDGET C/0					85,698	85,698
2007-2008					400,000	400,000
2008-2009						
2009-2010					100,000	100,000
2010-2011						
2011-2012						
BEYOND 2012						
TOTAL COST					2,096,512	2,096,512

EXPENDITURE BREAKDOWN

EXPENDITURE BREAKDOWN	ENGINEERING	TESTING	LAND ACQUISITION	CONSTRUCTION	OTHER	TOTAL
PRIOR BDGTS					1,596,512	1,596,512
2007-2008					400,000	400,000
2008-2009						
2009-2010					100,000	100,000
2010-2011						
2011-2012						
BEYOND 2012						
TOTAL COST					2,096,512	2,096,512

PROJECT SPECIFICATIONS

PROJECT DESCRIPTION:

Purchase of various upgrades of hardware and software to the existing system as needed.

PROJECT JUSTIFICATION:

The City's Information System is sophisticated. As such, continuous upgrades to the hardware and the software will be needed to maintain functionality.

PROJECT PRIORITY: A

START DATE: 2003 **EST TIME TO COMPLETE:** As Needed

OPERATING BUDGET EFFECT:

NONE X N/A SEE DETAIL

SHEET A 2007-2008/2011-2012 CAPITAL IMPROVEMENTS PROGRAM

PROJECT TITLE: Telephone Network Upgrade	PROJECT CATEGORY: Other
PROJECT NUMBER: 860701	COUNCIL DISTRICT # N/A
DIVISION: Finance	DEPARTMENT: Various

PROJECT BUDGET

REVENUE BREAKDOWN

REVENUE SOURCES					UTILITY FUND	TOTAL
PRIOR BDGTS					500,000	500,000
PRIOR EXP					181,549	181,549
BUDGET C/0					318,451	318,451
2007-2008						
2008-2009						
2009-2010						
2010-2011						
2011-2012						
BEYOND 2012					1,500,000	1,500,000
TOTAL COST					2,000,000	2,000,000

EXPENDITURE BREAKDOWN

EXPENDITURE BREAKDOWN	ENGINEERING	TESTING	LAND ACQUISITION	CONSTRUCTION	OTHER	TOTAL
PRIOR BDGTS					500,000	500,000
2007-2008						
2008-2009						
2009-2010						
2010-2011						
2011-2012						
BEYOND 2012					1,500,000	1,500,000
TOTAL COST					2,000,000	2,000,000

PROJECT SPECIFICATIONS

PROJECT DESCRIPTION: Upgrade existing telephone network to be self reliant. Will allow phone communications between all city facilities to continue without interruption in service from Bell South is lost.			
PROJECT JUSTIFICATION: Eliminate dependence on Bell South and problems with old phone lines that Bell South refuses to replace. Creates redundancy where a single point of failure will not effect telephone network. All sites will be capable of running on their own without being connected to City Hall. No limitations on voice calls between facilities. All facilities would have features that the central switch has. All future upgrades can be done at once instead of at each different facility. Upgrades can be done without shutting down the entire telephone network.			
PROJECT PRIORITY:	A	EST TIME TO COMPLETE:	As Needed
START DATE: 2003			
OPERATING BUDGET EFFECT:	<input type="checkbox"/> NONE	<input checked="" type="checkbox"/> X <input type="checkbox"/> N/A	<input type="checkbox"/> SEE DETAIL

PROJECT TITLE: GIS System/GPS Equipment	PROJECT CATEGORY: Other
PROJECT NUMBER: 860702	COUNCIL DISTRICT # N/A
DIVISION: Finance	DEPARTMENT: Various

PROJECT BUDGET

REVENUE BREAKDOWN

REVENUE SOURCES					UTILITY FUND	TOTAL
PRIOR BDGTS					85,500	85,500
PRIOR EXP					34,444	34,444
BUDGET C/0					51,056	51,056
2007-2008					225,000	225,000
2008-2009					400,000	400,000
2009-2010					200,000	200,000
2010-2011					500,000	500,000
2011-2012					500,000	500,000
BEYOND 2012						
TOTAL COST					1,910,500	1,910,500

EXPENDITURE BREAKDOWN

EXPENDITURE BREAKDOWN	ENGINEERING	TESTING	LAND ACQUISITION	CONSTRUCTION	OTHER	TOTAL
PRIOR BDGTS					85,500	85,500
2007-2008					225,000	225,000
2008-2009					400,000	400,000
2009-2010					200,000	200,000
2010-2011					500,000	500,000
2011-2012					500,000	500,000
BEYOND 2012						
TOTAL COST					1,910,500	1,910,500

PROJECT SPECIFICATIONS

PROJECT DESCRIPTION:
Create a GIS system for city wide usage.

PROJECT JUSTIFICATION:
City is currently without GIS service. This project will enhance operations in Electric, Water, Gas, Wastewater, Engineering, Finance, Streets, Traffic, Building Inspection, Police and Fire by identifying each 911 address, existing utilities, streets, and drainage structures.

PROJECT PRIORITY: A

START DATE: 2007 **EST TIME TO COMPLETE:** As Needed

OPERATING BUDGET EFFECT:
 NONE X N/A SEE DETAIL

Q. MUNICIPAL TRANSIT

TABLE OF CONTENTS

		<u>MUNICIPAL TRANSIT</u>	<u>PAGE</u>
709701	Capital Betterments	4
709709	Elderly/Handicapped Vans	5
709710	Replace Support Vehicles	6
709711	Misc Shop Equipment	7
709712	Buses	8
709713	Office Furniture	9
709714	Replace Signage	10
709715	Landscaping	11
709716	New Terminal	12

**COMBINED CAPITAL PROJECTS
SOURCES OF FUNDING SUMMARY**

MUNICIPAL TRANSIT SYSTEM

PROJECT IDENTIFICATION	SALES TAXES	SALES TX BONDS 04	AD VAL TAX - 88	AD VAL TAX- 03	FEDERAL FUNDS	STATE FUNDS	UTILITY FUND	UTIL REV BONDS 04	OTHER	TOTALS
										0
										0
Total Transit Capital	0	0	0	0	0	0	0	0	0	0

**ENTERPRISE CAPITAL PROJECTS
FIVE YEAR CAPITAL PLAN**

MUNICIPAL TRANSIT

PROJ #	PROJECT IDENTIFICATION	BUDGET C/O	FISCAL YEAR					TOTAL 5 YEAR	BEYOND 2012	TOTAL COST
			07-08	08-09	09-10	10-11	11-12			
709701	Capital Betterments	13,107						0		13,107
709709	Elderly/Handicapped Vans	145,250						0		145,250
709710	Replace Support Vehicles	91						0		91
709711	Misc Shop Equipment	29						0		29
709712	Buses	(13,318)						0		(13,318)
709713	Office Furniture	12,961						0		12,961
709714	Replace Signage	12,500						0		12,500
709715	Landscaping	6,392						0		6,392
709716	New Terminal	4,150						0	3,900,000	3,904,150
TOTAL TRANSIT		181,162	0	0	0	0	0	0	3,900,000	4,081,162

- * Project Number to be Assigned
- @ New or Revised Projects
- Projects to be closed

SHEET A 2007-2008/2011-2012 CAPITAL IMPROVEMENTS PROGRAM

Q.4

PROJECT TITLE: Capital Betterments	PROJECT CATEGORY: Municipal Transit
PROJECT NUMBER: 709701	COUNCIL DISTRICT # N/A
DIVISION: Public Works	DEPARTMENT: Municipal Transit

PROJECT BUDGET

REVENUE BREAKDOWN

REVENUE SOURCES				SALES TAX	FEDERAL FUNDS	TOTAL
PRIOR BDGTS				12,045	48,182	60,227
PRIOR EXP				9,424	37,696	47,120
BUDGET C/0				2,621	10,486	13,107
2007-2008						
2008-2009						
2009-2010						
2010-2011						
2011-2012						
BEYOND 2012						
TOTAL COST				12,045	48,182	60,227

EXPENDITURE BREAKDOWN

EXPENDITURE BREAKDOWN	ENGINEERING	TESTING	LAND ACQUISITION	CONSTRUCTION	OTHER	TOTAL
PRIOR BDGTS					60,227	60,227
2007-2008						
2008-2009						
2009-2010						
2010-2011						
2011-2012						
BEYOND 2012						
TOTAL COST					60,227	60,227

PROJECT SPECIFICATIONS

PROJECT DESCRIPTION:
Spare parts for buses to cover major repairs.

PROJECT JUSTIFICATION:
Bus fleet is aging, requiring additional maintenance. and used as back-ups and replacements for the Orion 1 buses that will be eligible to be retired in FY 02 or with an odometer reading of 500,000 miles, whichever comes first.

PROJECT PRIORITY: B
START DATE: N/A **EST TIME TO COMPLETE:** N/A
OPERATING BUDGET EFFECT:
 NONE X N/A SEE DETAIL

SHEET A 2007-2008/2011-2012 CAPITAL IMPROVEMENTS PROGRAM

PROJECT TITLE: Elderly/Handicapped Van	PROJECT CATEGORY: Municipal Transit
PROJECT NUMBER: 709709	COUNCIL DISTRICT # N/A
DIVISION: Public Works	DEPARTMENT: Municipal Transit

PROJECT BUDGET

REVENUE BREAKDOWN

REVENUE SOURCES				SALES TAX	FEDERAL FUNDS	TOTAL
PRIOR BDGTS				24,693	120,558	145,250
PRIOR EXP				0	0	
BUDGET C/0				24,693	120,558	145,250
2007-2008						
2008-2009						
2009-2010						
2010-2011						
2011-2012						
BEYOND 2012						
TOTAL COST				24,693	120,558	145,250

EXPENDITURE BREAKDOWN

EXPENDITURE BREAKDOWN	ENGINEERING	TESTING	LAND ACQUISITION	CONSTRUCTION	OTHER	TOTAL
PRIOR BDGTS					145,250	145,250
2007-2008						
2008-2009						
2009-2010						
2010-2011						
2011-2012						
BEYOND 2012						
TOTAL COST					145,250	145,250

PROJECT SPECIFICATIONS

PROJECT DESCRIPTION:

The ADA (American's With Disabilities Act) of 1990 requires the City of Alexandria to provide the same level of service to those with disabilities as it provides to other citizens.

PROJECT JUSTIFICATION:

Compliance with ADA as mandated by Federal law.

PROJECT PRIORITY: B

START DATE: N/A **EST TIME TO COMPLETE:** N/A

OPERATING BUDGET EFFECT:

NONE X N/A SEE DETAIL

SHEET A 2007-2008/2011-2012 CAPITAL IMPROVEMENTS PROGRAM

Q.6

PROJECT TITLE: Replace Support Vehicles	PROJECT CATEGORY: Municipal Transit
PROJECT NUMBER: 709710	COUNCIL DISTRICT # N/A
DIVISION: Public Works	DEPARTMENT: Municipal Transit

PROJECT BUDGET

REVENUE BREAKDOWN

REVENUE SOURCES				SALES TAX	FEDERAL FUNDS	TOTAL
PRIOR BDGTS				30,853	123,414	154,267
PRIOR EXP				30,835	123,341	154,176
BUDGET C/O				18	73	91
2007-2008						
2008-2009						
2009-2010						
2010-2011						
2011-2012						
BEYOND 2012						
TOTAL COST				30,853	123,414	154,267

EXPENDITURE BREAKDOWN

EXPENDITURE BREAKDOWN	ENGINEERING	TESTING	LAND ACQUISITION	CONSTRUCTION	OTHER	TOTAL
PRIOR BDGTS					154,267	154,267
2007-2008						
2008-2009						
2009-2010						
2010-2011						
2011-2012						
BEYOND 2012						
TOTAL COST					154,267	154,267

PROJECT SPECIFICATIONS

PROJECT DESCRIPTION:

Replacement of staff vehicles including a shop truck and a staff van used to transport operators to the bus terminal.

PROJECT JUSTIFICATION:

Vehicles are wearing out and are eligible for disposition per FTA regulations.

PROJECT PRIORITY: A

START DATE: N/A

EST TIME TO COMPLETE: N/A

OPERATING BUDGET EFFECT:

NONE

N/A

SEE DETAIL

SHEET A 2007-2008/2011-2012 CAPITAL IMPROVEMENTS PROGRAM

Q.7

PROJECT TITLE: Misc Shop Equipment	PROJECT CATEGORY: Municipal Transit
PROJECT NUMBER: 709711	COUNCIL DISTRICT # N/A
DIVISION: Public Works	DEPARTMENT: Municipal Transit

PROJECT BUDGET

REVENUE BREAKDOWN

REVENUE SOURCES				SALES TAX	FEDERAL FUNDS	TOTAL
PRIOR BDGTS				33,250	133,000	166,250
PRIOR EXP				33,244	132,977	166,221
BUDGET C/0				6	23	29
2007-2008						
2008-2009						
2009-2010						
2010-2011						
2011-2012						
BEYOND 2012						
TOTAL COST				33,250	133,000	166,250

EXPENDITURE BREAKDOWN

EXPENDITURE BREAKDOWN	ENGINEERING	TESTING	LAND ACQUISITION	CONSTRUCTION	OTHER	TOTAL
PRIOR BDGTS					166,250	166,250
2007-2008						
2008-2009						
2009-2010						
2010-2011						
2011-2012						
BEYOND 2012						
TOTAL COST					166,250	166,250

PROJECT SPECIFICATIONS

PROJECT DESCRIPTION:
Replacement of maintenance equipment.

PROJECT JUSTIFICATION:
Existing is inadequate and in some cases unsafe.

PROJECT PRIORITY: A

START DATE: N/A **EST TIME TO COMPLETE:** N/A

OPERATING BUDGET EFFECT:
 NONE N/A SEE DETAIL

SHEET A 2007-2008/2011-2012 CAPITAL IMPROVEMENTS PROGRAM

Q.8

PROJECT TITLE: Buses	PROJECT CATEGORY: Municipal Transit
PROJECT NUMBER: 709712	COUNCIL DISTRICT # N/A
DIVISION: Public Works	DEPARTMENT: Municipal Transit

PROJECT BUDGET

REVENUE BREAKDOWN

REVENUE SOURCES				SALES TAX	FEDERAL FUNDS	TOTAL
PRIOR BDGTS				230,965	873,659	1,104,624
PRIOR EXP				244,283	873,659	1,117,942
BUDGET C/O				(13,318)	0	(13,318)
2007-2008						
2008-2009						
2009-2010						
2010-2011						
2011-2012						
BEYOND 2012						
TOTAL COST				230,965	873,659	1,104,624

EXPENDITURE BREAKDOWN

EXPENDITURE BREAKDOWN	ENGINEERING	TESTING	LAND ACQUISITION	CONSTRUCTION	OTHER	TOTAL
PRIOR BDGTS					1,104,624	1,104,624
2007-2008						
2008-2009						
2009-2010						
2010-2011						
2011-2012						
BEYOND 2012						
TOTAL COST					1,104,624	1,104,624

PROJECT SPECIFICATIONS

PROJECT DESCRIPTION:			
PROJECT JUSTIFICATION:			
PROJECT PRIORITY:	A	EST TIME TO COMPLETE:	N/A
START DATE:	N/A	OPERATING BUDGET EFFECT:	SEE DETAIL
	NONE	N/A	

SHEET A 2007-2008/2011-2012 CAPITAL IMPROVEMENTS PROGRAM

Q.9

PROJECT TITLE: Office Furniture	PROJECT CATEGORY: Municipal Transit
PROJECT NUMBER: 709713	COUNCIL DISTRICT # N/A
DIVISION: Public Works	DEPARTMENT: Municipal Transit

PROJECT BUDGET

REVENUE BREAKDOWN

REVENUE SOURCES				SALES TAX	FEDERAL FUNDS	TOTAL
PRIOR BDGTS				10,000	40,000	50,000
PRIOR EXP				7,408	29,631	37,039
BUDGET C/O				2,592	10,369	12,961
2007-2008						
2008-2009						
2009-2010						
2010-2011						
2011-2012						
BEYOND 2012						
TOTAL COST				10,000	40,000	50,000

EXPENDITURE BREAKDOWN

EXPENDITURE BREAKDOWN	ENGINEERING	TESTING	LAND ACQUISITION	CONSTRUCTION	OTHER	TOTAL
PRIOR BDGTS					50,000	50,000
2007-2008						
2008-2009						
2009-2010						
2010-2011						
2011-2012						
BEYOND 2012						
TOTAL COST					50,000	50,000

PROJECT SPECIFICATIONS

PROJECT DESCRIPTION:

PROJECT JUSTIFICATION:

PROJECT PRIORITY: A

START DATE: N/A **EST TIME TO COMPLETE:** N/A

OPERATING BUDGET EFFECT:

NONE

N/A

SEE DETAIL

SHEET A 2007-2008/2011-2012 CAPITAL IMPROVEMENTS PROGRAM

Q.10

PROJECT TITLE: Replace Signage		PROJECT CATEGORY: Municipal Transit	
PROJECT NUMBER: 709714		COUNCIL DISTRICT # N/A	
DIVISION: Public Works		DEPARTMENT: Municipal Transit	

PROJECT BUDGET

REVENUE BREAKDOWN

REVENUE SOURCES				SALES TAX	FEDERAL FUNDS	TOTAL
PRIOR BDGTS				2,500	10,000	12,500
PRIOR EXP						
BUDGET C/O				2,500	10,000	12,500
2007-2008						
2008-2009						
2009-2010						
2010-2011						
2011-2012						
BEYOND 2012						
TOTAL COST				2,500	10,000	12,500

EXPENDITURE BREAKDOWN

EXPENDITURE BREAKDOWN	ENGINEERING	TESTING	LAND ACQUISITION	CONSTRUCTION	OTHER	TOTAL
PRIOR BDGTS					12,500	12,500
2007-2008						
2008-2009						
2009-2010						
2010-2011						
2011-2012						
BEYOND 2012						
TOTAL COST					12,500	12,500

PROJECT SPECIFICATIONS

PROJECT DESCRIPTION:			
PROJECT JUSTIFICATION:			
PROJECT PRIORITY:	A	EST TIME TO COMPLETE:	N/A
START DATE:	N/A	OPERATING BUDGET EFFECT:	SEE DETAIL
	NONE	N/A	

SHEET A 2007-2008/2011-2012 CAPITAL IMPROVEMENTS PROGRAM

Q.11

PROJECT TITLE: Landscaping	PROJECT CATEGORY: Municipal Transit
PROJECT NUMBER: 709715	COUNCIL DISTRICT # N/A
DIVISION: Public Works	DEPARTMENT: Municipal Transit

PROJECT BUDGET

REVENUE BREAKDOWN

REVENUE SOURCES				SALES TAX	FEDERAL FUNDS	TOTAL
PRIOR BDGTS				2,500	10,000	12,500
PRIOR EXP				1,222	4,886	6,108
BUDGET C/O				1,278	5,114	6,392
2007-2008						
2008-2009						
2009-2010						
2010-2011						
2011-2012						
BEYOND 2012						
TOTAL COST				2,500	10,000	12,500

EXPENDITURE BREAKDOWN

EXPENDITURE BREAKDOWN	ENGINEERING	TESTING	LAND ACQUISITION	CONSTRUCTION	OTHER	TOTAL
PRIOR BDGTS					12,500	12,500
2007-2008						
2008-2009						
2009-2010						
2010-2011						
2011-2012						
BEYOND 2012						
TOTAL COST					12,500	12,500

PROJECT SPECIFICATIONS

PROJECT DESCRIPTION:			
PROJECT JUSTIFICATION:			
PROJECT PRIORITY:	A	EST TIME TO COMPLETE:	N/A
START DATE:	N/A	OPERATING BUDGET EFFECT:	SEE DETAIL
	NONE	N/A	

SHEET A 2007-2008/2011-2012 CAPITAL IMPROVEMENTS PROGRAM

Q.12

PROJECT TITLE: New Terminal	PROJECT CATEGORY: Municipal Transit
PROJECT NUMBER: 709716	COUNCIL DISTRICT # N/A
DIVISION: Public Works	DEPARTMENT: Municipal Transit

PROJECT BUDGET

REVENUE BREAKDOWN

REVENUE SOURCES				SALES TAX	FEDERAL FUNDS	TOTAL
PRIOR BDGTS				50,000		50,000
PRIOR EXP				45,850		45,850
BUDGET C/O				4,150		4,150
2007-2008						
2008-2009						
2009-2010						
2010-2011						
2011-2012						
BEYOND 2012				780,000	3,120,000	3,900,000
TOTAL COST				830,000	3,120,000	3,950,000

EXPENDITURE BREAKDOWN

EXPENDITURE BREAKDOWN	ENGINEERING	TESTING	LAND ACQUISITION	CONSTRUCTION	OTHER	TOTAL
PRIOR BDGTS					50,000	50,000
2007-2008						
2008-2009						
2009-2010						
2010-2011						
2011-2012						
BEYOND 2012	400,000		500,000	3,000,000		3,900,000
TOTAL COST	400,000		500,000	3,000,000	50,000	3,950,000

PROJECT SPECIFICATIONS

PROJECT DESCRIPTION:

Construction or purchase of a second transfer terminal on the west side of the city.

PROJECT JUSTIFICATION:

This would provide a common area for transfers at another central location and will provide better service and travel times for the patrons of the municipal transit system.

PROJECT PRIORITY: A

START DATE: N/A

EST TIME TO COMPLETE: N/A

OPERATING BUDGET EFFECT:

NONE

N/A

SEE DETAIL

R. FIVE YEAR PLAN

**GENERAL CAPITAL PROJECTS
FIVE YEAR CAPITAL PLAN**

PUBLIC ENTERPRISE

PROJ #	PROJECT IDENTIFICATION	BUDGET C/O	FISCAL YEAR					TOTAL 5 YEAR	BEYOND 2012	TOTAL COST
			07-08	08-09	09-10	10-11	11-12			
059401	Reserve for Relocation Projects	12,840	100,000	100,000	100,000	100,000	100,000	500,000		512,840
059501	ADA Building Improvements	3,188						0		3,188
219001	Transportation Coordinator	15,636	20,000	20,000	20,000	20,000	20,000	100,000		115,636
050101	Downtown Theater	96,404						0		96,404
050105	AUMP-Jrd Street Project	97,771						0		97,771
050301	City Hall Plaza Sealing	358,290						0		358,290
050302	Bolton Ave Comm Center Imp	233,735						0		233,735
050303	River Oaks Improvements @	10,817						0		10,817
050305	Wash Station Canopy @	48,744						0		48,744
050306	Exterior Signage-Riverfront @	159,500						0		159,500
050401	Parking Garage Security	37,000						0		37,000
050402	Riverfront Kitchen Improvements	4,558						0		4,558
050403	Service Apron-Riverfront	58,200						0		58,200
050404	IGA-Rapides Parish Flood Map	12,230						0		12,230
050501	Asbestos Removal-City Hall	41,508						0		41,508
869901	Customer Service Center	490,961						0		490,961
050701	Animal Shelter Improvements @	70,700	298,135					298,135		368,835
050702	Metal Building-Tire Area @	110,000						0		110,000
050704	Security System-Riverfront @	15,000						0		15,000
050705	Carpet Replacement-Riverfront @	125,000						0		125,000
050706	Technology Upgrade-Riverfront @	175,000						0		175,000
050707	Red River Development Study @	250,000						0		250,000
050708	Convention Hall Improvements	182,493	374,000					374,000		556,493
050709	Commemorative Clock	35,163						0		35,163
050710	AUMP Lower Third	600,000		2,900,000				2,900,000		3,500,000
050801	Building Improvements		510,000	275,000	275,000			1,060,000		1,060,000
050802	Roof Replacement		550,000	550,000	110,000	110,000	110,000	1,430,000		1,430,000
050803	Emergency Operations Center		220,000					220,000		220,000
050804	Carpentry Paint Shop Addition		110,000					110,000		110,000
050805	River Oaks Arts Center Improvements		55,200					55,200		55,200
050806	Large Truck Wash Renovation		132,000					132,000		132,000
050807	Harold Miles Park Improvements		275,000					275,000		275,000
050808	HVAC Control System-Riverfront		24,000					24,000		24,000
050809	Install Air Walls-Riverfront		177,000					177,000		177,000
050810	Digital Recorder for Security System		11,000					11,000		11,000
050811	Interior Information Screens-Riverfront		24,000					24,000		24,000
*	Keyless Lock System-Riverfront			22,000				22,000		22,000
*	Completion of Restrooms-Riverfront			135,000				135,000		135,000
*	Levee Area-Riverfront							0	250,000	250,000
*	Add Elevator-Riverfront							0	255,000	255,000
Total Public Enterprise		3,244,738	2,880,335	4,002,000	505,000	230,000	230,000	7,847,335	505,000	11,597,073

* Project Number to be Assigned

@ New or Revised Projects

Projects to be closed

**GENERAL CAPITAL PROJECTS
FIVE YEAR CAPITAL PLAN**

DRAINAGE

PROJ #	PROJECT IDENTIFICATION	BUDGET C/O	FISCAL YEAR					TOTAL 5 YEAR	BEYOND 2012	TOTAL COST
			07-08	08-09	09-10	10-11	11-12			
258705	Martin Park Flood Control	44,823						0		44,823
259202	Bayou Roberts @ Landmark @	854,436						0		854,436
259603	16th St Flood Control Structure	20,987		154,000				154,000		174,987
259701	Windemere Drainage	28,004						0		28,004
259802	Bayou Hynson Drainage	277,792						0		277,792
259803	McDonald St Drainage	420,906		351,300				351,300		772,206
259902	Master Drainage Map Update	45,447						0		45,447
250102	North 3rd Pump Station	53,709						0		53,709
250203	Southern Heights Drainage	138,701				85,000	598,000	683,000		821,701
250204	Woodale Housing Drainage	929,793						0		929,793
250208	Empire/Baldwin to Horseshoe	275,010						0		275,010
250211	Acquisition-ROW/Servitudes	103,995	60,000	60,000	60,000	60,000	60,000	300,000		403,995
250303	Catch Basins Upgrade	159,005	50,000	50,000	50,000	50,000	50,000	250,000		409,005
250308	North at Culpepper Drainage @	36,020						0		36,020
250310	Culpepper/Lewellyn	1,128,075						0	1,976,921	3,104,996
250401	England Drive Drainage @	5,035						0		5,035
250408	McAdams/MacArthur-Channel	1,053,397						0		1,053,397
250409	Tannie Olcott Drainage	96,050						0		96,050
250411	Coldstream/Memorial to Salem	142,216						0		142,216
250413	Eola - Vertical Channel to Earl @	40,000						0	325,000	365,000
250414	Texas/Phillips to Asber @	22,822						0	524,800	547,622
250418	Acadian Park Ditch Closure	463,424						0		463,424
250420	Cloverdale Drainage @	150,117						0		150,117
250421	Residential Ditch Closure @	1,037,994						0		1,037,994
250502	WS Bayou/Chatlin/Bennett @	99,915						0	738,520	838,435
250503	Bayou Phillips Pump Station @	1,030,000						0		1,030,000
250504	Hudson/Natchez-Lincoln	1,016,993						0		1,016,993
250506	Good Earth/Vine-Terra	5,224						0		5,224
250507	Good Earth/Harvest-Vine	76,468						0		76,468
250508	Drainage/Applebee's Dorchester @	112,611		115,000				115,000		227,611
250509	Elizabeth Street Drainage	0	475,000	430,000				905,000		905,000
250511	Prescott/Shirley Park-Texas	765,000	128,000					128,000		893,000
250512	Pump Station Repairs @	54,012	10,000	10,000	10,000	10,000	10,000	50,000		104,012
250514	Giamanco Street Drainage	225,000						0		225,000
250515	Good Earth Ditch Closure	164,522						0		164,522
250602	Corn & Oak St Drainage	148,000						0		148,000
250603	Lancelot @ Diversion Canal @	146,000						0		146,000
250604	Chatlain Lake-Willow Glen Huds@	84,320		168,300	1,209,000			1,377,300		1,461,620
250606	Bayou Crossing @ Bayou Robert	24,902						0		24,902
250608	Shenandoah Vertical Channel	91,000						0		91,000
250709	Chatlain Lake Canal Hydraulic Stud	50,000						0		50,000
250710	St. Andrew's Links Fence	220,000						0		220,000
250801	Ellis & Paul Drainage	0	35,000					35,000	242,000	277,000

* Project Number to be Assigned

@ New or Revised Projects

Projects to be closed

**GENERAL CAPITAL PROJECTS
FIVE YEAR CAPITAL PLAN**

DRAINAGE

PROJ #	PROJECT IDENTIFICATION	BUDGET C/O	FISCAL YEAR					TOTAL 5 YEAR	BEYOND 2012	TOTAL COST	
			07-08	08-09	09-10	10-11	11-12				
*	Clearing & Grubbing Drains	0		100,000	100,000	100,000	100,000	400,000		400,000	
Total Drainage			11,841,725	758,000	1,438,600	1,429,000	305,000	818,000	4,748,600	3,807,241	20,397,566

- * Project Number to be Assigned
- @ New or Revised Projects
- Projects to be closed

**GENERAL CAPITAL PROJECTS
FIVE YEAR CAPITAL PLAN**

STREETS

PROJ #	PROJECT IDENTIFICATION	BUDGET C/O	FISCAL YEAR					TOTAL 5 YEAR	BEYOND 2012	TOTAL COST	
			07-08	08-09	09-10	10-11	11-12				
268823	Street, Drainage, Sidewalk Repairs	106,731	50,000	50,000	50,000	50,000	50,000	250,000		356,731	
269001	Extension of Versailles-Ph 1 @	9,256	932,000	7,769,000	3,010,000			11,711,000		11,720,256	
269004	Heyman /Coliseum-Castle	4,980,672						0		4,980,672	
269007	Sugarhouse Road - Phase 1	1,163,470	200,000	6,000,000	6,000,000	4,000,000		16,200,000		17,363,470	
269609	Extension of Versailles-Ph 2 @	409,126	3,927,000					3,927,000		4,336,126	
269801	Jackson St at Horseshoe Drive @	119,132						0	3,455,250	3,574,382	
269901	Broadway Bridge Replacement	27,279						0		27,279	
269906	Heyman/Castle- Jackson St @	295,805	(160,000)					(160,000)	2,198,000	2,333,805	
260002	Masonic @ Horseshoe Drive	578,152	(473,000)					(473,000)	838,000	943,152	
260003	Horseshoe/Jackson-Masonic @	261,827						0	3,825,298	4,087,125	
260201	Lincoln/Hudson to Sugarhouse	50,000						0	2,485,941	2,535,941	
260405	North Mall-Sterkx to Lee @	2,041,126	250,000					250,000		2,291,126	
260407	Street Repairs @	691,607						0		691,607	
260501	Augusta /6th-7th	50,006						0		50,006	
260503	Ext of Pine Ridge to Trailway	204,855		95,000				95,000		299,855	
260506	Jones Avenue Overlay @	664,258						0		664,258	
260507	Aerial Photography @	40,975	35,000	35,000	35,000	35,000	35,000	175,000		215,975	
260508	Enterprise Sidewalks @	145,364		175,000				175,000		320,364	
260509	Tulane/Lincoln to Eddie Williams	15,910						0		15,910	
260603	Extension of Cloverleaf Blvd	660,000						0		660,000	
260604	North Mall-North to Sterkx @	307,132						0	2,699,943	3,007,075	
260605	Jackson @ MacArthur Intersectio @	60,000			25,000			25,000		85,000	
260608	Land Acquisitions @	448,802	60,000	60,000	60,000	60,000	60,000	300,000		748,802	
260703	Browns Bend Reconstruction @	39,049						0		39,049	
260801	6th & 7th/Cotton to Monroe	0	200,000	300,000	3,000,000	2,000,000		5,500,000		5,500,000	
Total Streets			13,370,534	5,021,000	14,484,000	12,180,000	6,145,000	145,000	37,975,000	15,502,432	66,847,966

- * Project Number to be Assigned
- @ New or Revised Projects
- Projects to be closed

**GENERAL CAPITAL PROJECTS
FIVE YEAR CAPITAL PLAN**

POLICE

PROJ #	PROJECT IDENTIFICATION	BUDGET C/O	FISCAL YEAR					TOTAL 5 YEAR	BEYOND 2012	TOTAL COST	
			07-08	08-09	09-10	10-11	11-12				
500701	Surveillance Cameras	200,000						0		200,000	
500801	Public Safety Generator		200,000					200,000		200,000	
500802	Motorola Mobile Radio Replacement		37,200					37,200		37,200	
Total Police			200,000	237,200	0	0	0	0	237,200	0	437,200

- * Project Number to be Assigned
- @ New or Revised Projects
- Projects to be closed

**GENERAL CAPITAL PROJECTS
FIVE YEAR CAPITAL PLAN**

FIRE

PROJ #	PROJECT IDENTIFICATION	BUDGET C/O	FISCAL YEAR					TOTAL 5 YEAR	BEYOND 2012	TOTAL COST
			07-08	08-09	09-10	10-11	11-12			
600503	Fire Station Relocation	650,895						0	1,800,000	2,450,895
600801	Replace Pumper Trucks	0	250,000	800,000				1,050,000		1,050,000
*	Mechanic Garage	0						0	750,000	750,000
*	Renovate Station #4	0						0	325,000	325,000
Total Fire			650,895	250,000	800,000	0	0	0	1,050,000	2,875,000

- * Project Number to be Assigned
- @ New or Revised Projects
- Projects to be closed

**GENERAL CAPITAL PROJECTS
FIVE YEAR CAPITAL PLAN**

PARKS AND RECREATION

PROJ #	PROJECT IDENTIFICATION	BUDGET C/O	FISCAL YEAR					TOTAL 5 YEAR	BEYOND 2012	TOTAL COST
			07-08	08-09	09-10	10-11	11-12			
439001	Park Acquisitions & Imprvmt	100,667	75,000	75,000	75,000	75,000	75,000	375,000		475,667
430203	Bayou Rapides Park/Trail	78,052						0	350,000	428,052
430404	Johnny Downs Park	215,212						0		215,212
440601	Harmon Park Improvements	50,000						0		50,000
440602	Golf Course Improvements	25,585						0		25,585
*	Recreational Park Improvements				1,000,000	1,000,000	1,000,000	3,000,000		3,000,000
Total Park/Recreation		469,516	75,000	75,000	1,075,000	1,075,000	1,075,000	3,375,000	350,000	4,194,516

- * Project Number to be Assigned
- @ New or Revised Projects
- Projects to be closed

**GENERAL CAPITAL PROJECTS
FIVE YEAR CAPITAL PLAN**

ZOOLOGICAL PARK

PROJ #	PROJECT IDENTIFICATION	BUDGET C/O	FISCAL YEAR					TOTAL 5 YEAR	BEYOND 2012	TOTAL COST
			07-08	08-09	09-10	10-11	11-12			
439002	Zoo Renovations	12,144	75,208					75,208		87,352
430205	Quarantine Room	2,660						0		2,660
430206	Renovate Maint Building	27,583						0		27,583
430401	Zoo Operations Maint Center	30,000	84,783					84,783		114,783
430501	Storage -Hibernia Pavilion	14,734						0		14,734
430602	Natural Habitat & Area 1 Reno @	225,000						0		225,000
430701	Signage & Graphics	75,000						0		75,000
430702	South American Barn Replaceme	100,000						0		100,000
430801	Zoo Kitchen & Employee Complex	0	300,000					300,000		300,000
430802	Entry Pavilion Complex-Ph2	0	475,000					475,000		475,000
*	Zoo Education Center	0						0	34,000	34,000
*	Small Mammal Exhibit	0						0	75,000	75,000
*	Asian Project-Area 4	0						0	50,000	50,000
*	Expansion of Zoo Parking	0						0	750,000	750,000
*	80th Anniversary Water Plaza	0						0	150,000	150,000
Total Zoological Park		487,121	934,991	0	0	0	0	934,991	1,059,000	2,481,112
TOTAL GENERAL CAPITAL PROJECT		30,264,529	10,156,526	20,799,600	15,189,000	7,755,000	2,268,000	56,168,126	24,098,673	110,531,328

* Project Number to be Assigned

@ New or Revised Projects

Projects to be closed

**COMMUNITY DEVELOPMENT BLOCK GRANT
FIVE YEAR CAPITAL PLAN**

COMMUNITY DEVELOPMENT BLOCK GRANT

PROJ #	PROJECT IDENTIFICATION	BUDGET C/O	FISCAL YEAR					TOTAL 5 YEAR	BEYOND 2012	TOTAL COST
			07-08	08-09	09-10	10-11	11-12			
000346	Tulane St & Drainage	(5,911)						0		(5,911)
000347	Napoleon St & Drainage	3,127						0		3,127
000550	McDonald St & Drainage	44,273						0		44,273
000650	McDonald St & Drainage	11,376						0		11,376
TOTAL CDBG		52,865	0	0	0	0	0	0	0	52,865

- * Project Number to be Assigned
- @ New or Revised Projects
- Projects to be closed

**ENTERPRISE CAPITAL PROJECTS
FIVE YEAR CAPITAL PLAN**

ELECTRIC

PROJ #	PROJECT IDENTIFICATION	BUDGET C/O	FISCAL YEAR					TOTAL 5 YEAR	BEYOND 2012	TOTAL COST
			07-08	08-09	09-10	10-11	11-12			
729202	Circuit Reconductoring	@ 378,249	250,000	400,000	400,000	600,000	600,000	2,250,000		2,628,249
729402	Gas Turbine/Recovery Boiler	0						0	34,925,000	34,925,000
729505	Capacitor Bank Voltage Cntrlrs	@ 0	15,000					15,000		15,000
729701	Continuous Emission Monitor	5,151						0		5,151
729905	Add TieLine-Twin Bridges	38,674						0	9,000,000	9,038,674
720003	Replace Distribution Breakers	17,500	50,000	50,000	50,000	50,000		200,000		217,500
720004	Instrumentation Upgrade 3 & 4	176,775						0		176,775
720202	Upgrade SCADA System	113,274						0		113,274
720601	138 KV Pole Change Out	123,234	110,000	350,000	350,000	350,000	350,000	1,510,000		1,633,234
720602	#3 Cooling Tower	250,000						0		250,000
720701	Warehouse/Office Improvements	@ 350,000	100,000					100,000		450,000
720702	Substation Oil Containment	175,000	175,000					175,000		350,000
720703	Paint 138 KV Switchgear	@ 100,000	100,000					100,000		200,000
720704	Upgrade DG Hunter Substation	@ 74,147						0	7,050,000	7,124,147
720705	New Substation	@ 73,668						0	4,285,000	4,358,668
720801	Electric Utility Relocation	@ 0	150,000	250,000	250,000	250,000	250,000	1,150,000		1,150,000
720802	Substation Storage Bldg	@ 0	47,000	175,000				222,000		222,000
720803	Arterial Street Lighting Addition	0	200,000	200,000				400,000		400,000
720804	Substation Maintenance	0	100,000	150,000				250,000		250,000
720805	Distribution Feeder Maintenance	0	250,000	250,000	375,000	400,000	400,000	1,675,000		1,675,000
720806	#4 Cooling Tower	@ 0	250,000					250,000		250,000
720807	Vacuum Pump	0	50,000					0		0
*	4c Feed Water Heater	@ 0			170,000			170,000		170,000
*	Reconduct Cables-D G Hunter	0						0	700,000	700,000
*	Upgrade Transformers at Prescott	0						0	2,000,000	2,000,000
Total Electric		1,875,672	1,847,000	1,825,000	1,595,000	1,650,000	1,600,000	8,467,000	57,960,000	68,302,672

* Project Number to be Assigned

@ New or Revised Projects

Projects to be closed

**ENTERPRISE CAPITAL PROJECTS
FIVE YEAR CAPITAL PLAN**

WATER

PROJ #	PROJECT IDENTIFICATION	BUDGET C/O	FISCAL YEAR					TOTAL 5 YEAR	BEYOND 2012	TOTAL COST
			07-08	08-09	09-10	10-11	11-12			
							0			0
759601	Water Well Improvement	406,118	150,000				150,000	712,000		1,268,118
750002	Relocate Main Heyman Lane	0					0	100,000		100,000
750004	Replace Water Lines	0	175,800				175,800	800,000		975,800
750301	South Circle Relocation	0					0	350,000		350,000
750402	Red River Water Plant	3,699,188	(3,699,188)				(3,699,188)			0
750701	Generators	@ 418,235					0			418,235
750801	12" Line - Hwy 71 South	@ 0	80,000				80,000			80,000
750802	Flow Meters @ Pump Stations	@ 0	20,000	240,000			260,000			260,000
750803	Replace 36" Valve @ Adams	@ 0	15,000				15,000			15,000
750804	Leak Detection	@ 0	50,000	60,000			110,000			110,000
750805	24" By Pass to Ground Storage	@ 0	300,000				300,000	3,000,000		3,300,000
750806	Pump Station Monroe Street	0	70,000	450,000			520,000			520,000
750807	Paint Ground Storage Tank at Kisab	0	331,200				0			0
*	Security Cameras - Water	@ 0		60,000	297,000		357,000			357,000
*	Paint Elevated Tank - Rosalino Stre	0		222,000			0			0
*	Pump Station City Park	0			450,000		450,000			450,000
*	Slipline- Water Main McNutt	0				446,000	446,000			446,000
*	Water Wells @ Hamilton	@ 0					0	700,000		700,000
*	Water Wells @ Adams	@ 0					0	700,000		700,000
*	Replace Well #926	@ 0					0	300,000		300,000
*	Water Wells @ Betty St	@ 0					0	350,000		350,000
*	Replace Well #911	@ 0					0	350,000		350,000
*	By Pass 165 to Ground Storage	@ 0					0	2,836,710		2,836,710
Total Water		4,523,541	(2,507,188)	1,032,000	747,000	446,000	0	(835,388)	10,198,710	13,886,863

- * Project Number to be Assigned
- @ New or Revised Projects
- Projects to be closed

**ENTERPRISE CAPITAL PROJECTS
FIVE YEAR CAPITAL PLAN**

GAS

PROJ #	PROJECT IDENTIFICATION	BUDGET C/O	FISCAL YEAR					TOTAL 5 YEAR	BEYOND 2012	TOTAL COST
			07-08	08-09	09-10	10-11	11-12			
780001	Sugarhouse Road - Phase I	0						0	298,200	298,200
780501	Gas Improvements-Union Tank	420						0		420
780502	Cost Share-St. Andrew's Links	30,000						0		30,000
*	Gas/Water Replacement-Martin F@	0		350,000	500,000	250,250	500,000	1,600,250	1,806,000	3,406,250
*	Gas Replcmnt-Stimson/Rapides	0						0	2,001,027	2,001,027
*	Gas Replcmnt-Stimson/Prkway	0						0	2,140,157	2,140,157
*	Gas Replcmnt-Enterprise	0						0	628,577	628,577
*	Relocate South Circle	0						0	416,000	416,000
*	Ext Versailles Blvd - Ph I	0						0	162,000	162,000
Total Gas		30,420	0	350,000	500,000	250,250	500,000	1,600,250	7,451,961	9,082,631

- * Project Number to be Assigned
- @ New or Revised Projects
- Projects to be closed

**ENTERPRISE CAPITAL PROJECTS
FIVE YEAR CAPITAL PLAN**

WASTEWATER

PROJ #	PROJECT IDENTIFICATION	BUDGET C/O	FISCAL YEAR					TOTAL 5 YEAR	BEYOND 2012	TOTAL COST
			07-08	08-09	09-10	10-11	11-12			
818901	Sewer Line Rehab & Replacemer	447,415	300,072	300,000	750,000	750,000	2,100,072		2,547,487	
819604	West Alex Wastewater Treatmnt	0					0	32,765,234	32,765,234	
810101	Lift Station Upgrades	0			160,000		160,000		160,000	
810402	Hwy 28 W Pumping Station	6,567,661					0		6,567,661	
810501	Wastewater-Union Tank Car	63,804					0		63,804	
810602	Sewer Trunk Main Hwy 1	40,000					0		40,000	
810701	Reconstruct Baffle Walls	155,000					0		155,000	
810702	Ramada Inn Force Main	89,500					0		89,500	
810703	Odor Emissions Reduction	587,229	200,000				200,000		787,229	
810801	Main Dist Panel Replacement	0	92,500				92,500		92,500	
810802	SCADA System Upgrade @	0	150,000	150,000			300,000		300,000	
810803	St. Mary's Bar Screen @	0	170,500				170,500		170,500	
810804	Hwy 1 North Sewer Ext @	0	200,000				200,000		200,000	
810805	Stand By Power-Headwork/Admi	0	222,928				222,928		222,928	
810806	Wastewater Imp - Versailles Ext	0	3,699,188		533,000		4,232,188		4,232,188	
*	Shirley Park Lift Station	0		235,000			235,000		235,000	
*	Robin Road Sewer Improvements	0		382,650			382,650		382,650	
*	Perimeter Fence Repl @ Plant @	0		234,750			234,750		234,750	
*	England Air Park Lift Station	0			286,500		286,500		286,500	
*	Azalea Lane Sewer Extension @	0			100,900		100,900		100,900	
*	Atwood Station Odor Control	0			95,000		95,000		95,000	
*	Lift Station Stand by Power	0				256,400	256,400		256,400	
*	Control Panel Upgrades	0				359,200	359,200		359,200	
*	Samtown Lift Station	0				525,000	525,000		525,000	
*	Alternative Disenfocant @ Plant	0					0	856,500	856,500	
*	Refurbish Clarifiers @ Plant	0					0	987,000	987,000	
*	Replace 5th Street Sewer Main	0					0	555,000	555,000	
*	Collection/Treatment Painting	0					0	325,000	325,000	
*	18" Gravity Line - Masonic	0					0	1,000,000	1,000,000	
Total Wastewater		7,950,609	5,035,188	1,302,400	1,925,400	1,890,600	0	10,153,588	36,488,734	54,592,931

- * Project Number to be Assigned
- @ New or Revised Projects
- Projects to be closed

**ENTERPRISE CAPITAL PROJECTS
FIVE YEAR CAPITAL PLAN**

OTHER

PROJ #	PROJECT IDENTIFICATION	BUDGET C/O	FISCAL YEAR					TOTAL 5 YEAR	BEYOND 2012	TOTAL COST
			07-08	08-09	09-10	10-11	11-12			
869901	Customer Service Center	(273,337)						0		(273,337)
860201	Cash Receipts/Decentral Time	309,435						0		309,435
860301	Info Technology Upgrades	85,698	400,000		100,000			500,000		585,698
860701	Telephone Network Upgrade	Ⓢ 318,451						0	1,500,000	1,818,451
860702	GIS System/GPS Equipment	Ⓢ 51,056	225,000	400,000	200,000	500,000	500,000	1,825,000		1,876,056
Total Other		491,303	625,000	400,000	300,000	500,000	500,000	2,325,000	1,500,000	4,316,303
TOTAL UTILITY CAPITAL		14,871,545	5,000,000	4,909,400	5,067,400	4,736,850	2,600,000	21,710,450	113,599,405	150,181,400

* Project Number to be Assigned

@ New or Revised Projects

Projects to be closed

**ENTERPRISE CAPITAL PROJECTS
FIVE YEAR CAPITAL PLAN**

MUNICIPAL TRANSIT

PROJ #	PROJECT IDENTIFICATION	BUDGET C/O	FISCAL YEAR					TOTAL 5 YEAR	BEYOND 2012	TOTAL COST
			07-08	08-09	09-10	10-11	11-12			
709701	Capital Betterments	13,107						0		13,107
709709	Elderly/Handicapped Vans	145,250						0		145,250
709710	Replace Support Vehicles	91						0		91
709711	Misc Shop Equipment	29						0		29
709712	Buses	(13,318)						0		(13,318)
709713	Office Furniture	12,961						0		12,961
709714	Replace Signage	12,500						0		12,500
709715	Landscaping	6,392						0		6,392
709716	New Terminal	4,150						0	3,900,000	3,904,150
TOTAL TRANSIT		181,162	0	0	0	0	0	0	3,900,000	4,081,162

- * Project Number to be Assigned
- @ New or Revised Projects
- █ Projects to be closed

This Page Left Blank

